

Annual School Health Services SUMMARY REPORT 2014–2015

The Annual School Health Services Report (ASHSR) highlights the data submitted to the New Mexico Public Education Department by 84 of 89 (94%) school districts (inclusive of local charter schools). This report provides a snapshot of the health care needs of New Mexico students and the health services provided by school nursing staff during the 2014–2015 school year. The New Mexico Department of Health and the New Mexico Public Education Department have worked collaboratively to create this summary report.



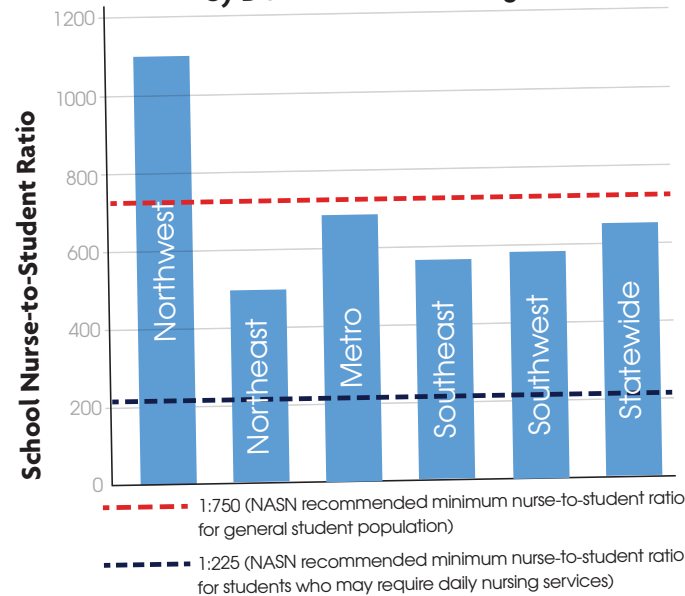
School Nurses in New Mexico:
Keeping Students Healthy,
Safe, and Ready to Learn



School Nurse Staffing in New Mexico

- 499 licensed registered school nurses, assisted by 9 licensed practical nurses and 455 health assistants, provided care for 324,531 students on 790 public school campuses.
- The National Association of School Nurses (NASN) recommends a school nurse to student ratio of 1:750 for the general student population. This recommended ratio continues to decrease as the complexity of student health care needs increases.
- As of the 2014–2015 school year, 18 out of 84 (approximately 1 out of 5) districts reported having less than 1.0 full time school nurse.

School Nurse-to-Student Ratio
by DOH Public Health Region



“School nurses are exceedingly valuable to today’s educational challenges. They are an integral part of our education team as they focus on children’s well-being which is essential to their ability to learn.”

— From Superintendent Stan Rounds of Las Cruces Public Schools 10/7/2015

“School nurses are a vital and necessary component for a healthy school environment. Take a moment to thank school nurses for their caring and compassionate attention to the physical, emotional and social well-being of our children.”

— From Dr. Eugene Schmidt, Superintendent of Farmington Municipal Schools 10/6/2015

Annual School Health Services
SUMMARY REPORT
2014–2015



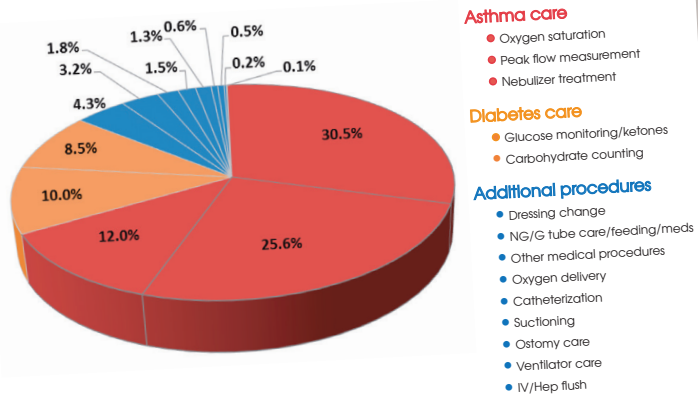
Students with a Medical Diagnosis

- **149,392** of NM students had an identified medical diagnosis documented by a medical provider.
- **Top 3** medical diagnoses were: allergic disorders, asthma, and ADD/ADHD.
- **687** students had a pregnancy diagnosis.
- **5,689** students had a mental health diagnosis.
- **1,038** students had a diabetes diagnosis (Type I=772, Type II=266).

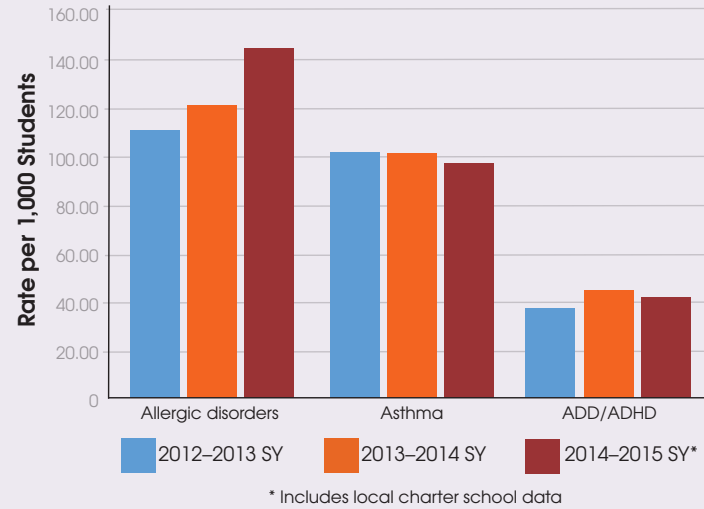
Medically Complex Procedures

- **7,385** of NM students required a medically complex procedure.
- Care for asthma and diabetes accounted for **87%** of the medically complex procedures.
- Additional procedures are often time intensive and may require 1:1 nursing care.

Percent of Students Requiring Medically Complex Procedures



Top 3 Medical Diagnoses by School Year

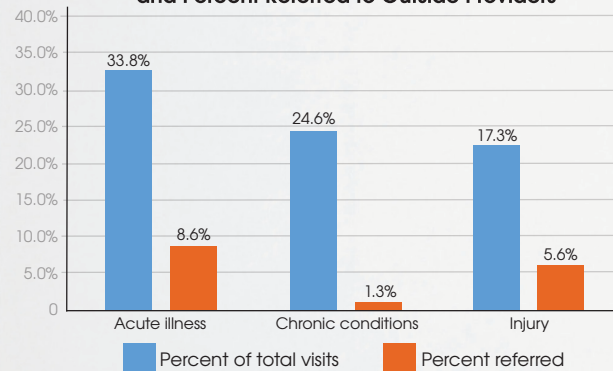


Student Visits to Health Office

- There were **2.1 million** visits to school health offices.
- **Top 3** reasons for visits were: acute illness (**34%**), chronic conditions (**25%**), and injury (**17%**).
- **130,962** students seen were referred to outside providers.
- **8,705** students were seen for crises and mental health. Of these students, **2,022 (23%)** were referred to outside providers.

With their health needs met, 90% of students returned to class.

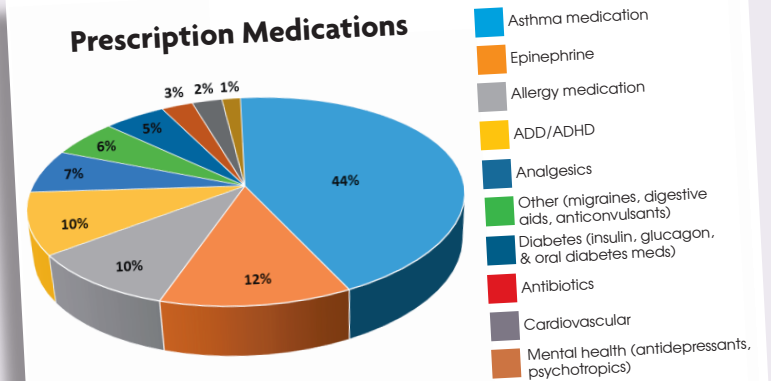
Top 3 Reasons for Visits to Health Office and Percent Referred to Outside Providers



Prescription Medications

- **26,033** students had prescription medications available for administration at school.
- **Top 3** prescription medications available were asthma medications (**44%**), epinephrine (**12%**), and allergy medications (**10%**).
- **7,557** emergency medications were administered by school nurses.

Prescription Medications



Student Screenings, Assessments and Referrals

- A total of **283,317** students were screened in the areas of hearing, vision, special education, substance abuse and depression.
- **7,913** Individualized Education Program, Student Assistance Team and Section 504 meetings were attended by the school nurse.
- **11,597** Individualized Health Care Plans, Emergency Care Plans, and Section 504 Plans were developed by the school nurse.

	Hearing	Vision	Special education	Substance abuse	Depression
Total number of students screened	112,589	138,543	28,714	2,470	1,001
Percent of students referred to outside providers	2.5%	10%	9.1%	32.6%	61.3%