

Annual School Health Services SUMMARY REPORT 2015 –2016

The Annual School Health Services Report (ASHSR) highlights the data submitted to the New Mexico Public Education Department by 86 of 89 (97%) school districts (inclusive of local charter schools). This report provides a snapshot of the health care needs of New Mexico students and the health services provided by school nursing staff during the 2015-2016 school year. The New Mexico Department of Health and the New Mexico Public Education Department have worked collaboratively to create this summary report.

Our school nurses provide a valuable service and are absolutely essential in ensuring the health and wellness of our students and staff. Through disease prevention and management, our nurses are improving our attendance and student performance in addition to freeing up time for administrators as they complete necessary tasks such as screenings, verification of immunizations, and administration of specialized services (medications, insulin pumps, ventilators, tube feedings) and provide professional input for school policies and programs. Furthermore, our nurses are providing direct access and significant assistance and education to families who struggle to navigate the health care system.

— Dr. V. Sue Cleveland, Superintendent Rio Rancho Public Schools

As the NM School Health Officer and a physician trained in pediatrics, I recognize the essential value of school nurses. When school nursing first began in the US over a hundred years ago, it was shown to reduce absenteeism from school. Today it's even more critical to have school nurses in place to address school absenteeism which is often due to chronic illness.

— Winona Stoltz, MD, Acting SE Regional Health Officer,
Health Systems Bureau Medical Director & School Health Officer

More than ever in education, nurses are needed to provide basic needs for our students. They play a vital role in the health and safety of our students and are underappreciated. We need to support and thank them for all that they do!

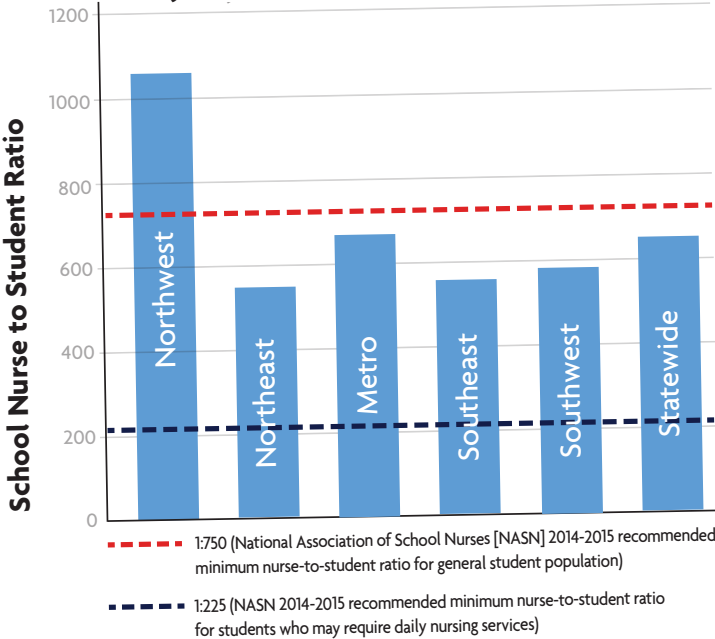
— Daniel P. Benavidez, Superintendent, Zuni Public School District

School Nurse Staffing in New Mexico

- 510 licensed school nurses, assisted by 11 LPN'S and 408 health assistants, provided care for 322,538 students on 803 public school campuses.
- The minimum recommended nurse to student ratio of 1:750 is for the general student population. In the case of students who may require daily nursing services, this ratio is reduced to 1:225. This recommended ratio continues to decrease as the complexity of student health care needs increases.
- As of the 2015-2016 school year, 20 out of 86 (approximately 23%) districts reporting have less than 1.0 full time professional school RN to lead the school health team.



School Nurse to Student Ratio by DOH Public Health Region



Annual School Health Services SUMMARY REPORT 2015–2016

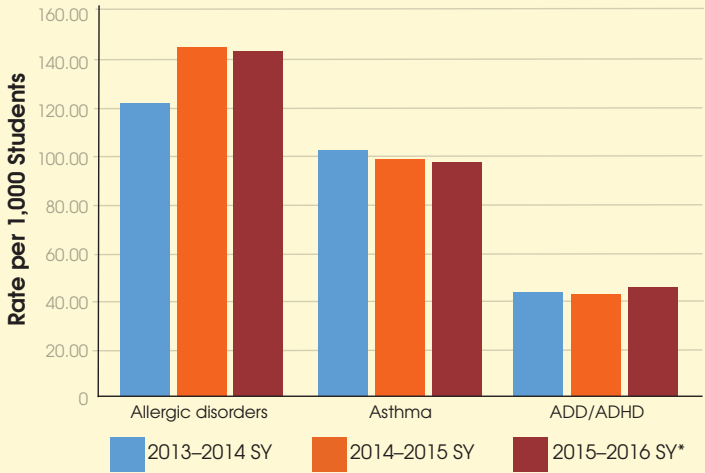
School Nurses in New Mexico:
Keeping Students in School
and Ready to Learn



Students with a Medical Diagnosis

- **49%** of NM students had an identified medical diagnosis (N=162,604).
- **Top 3** medical diagnoses were: Allergic disorders, Asthma, and ADD/ADHD.
- **6,958** students had a mental health diagnosis.
- **701** students had a pregnancy diagnosis.
- **1,099** students had a Diabetes diagnosis (Type I=781, Type II=318).

Top Three Diagnoses by School Year

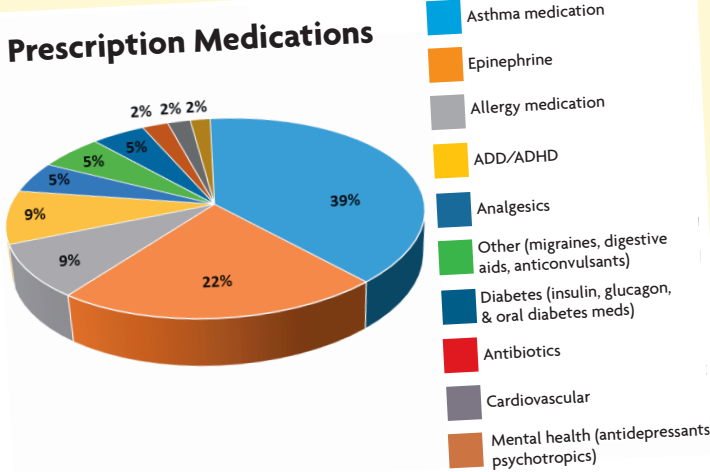


* Includes local charter school data

Prescription Medications

- **31,847** students had prescription medications available for administration at school.
- **Top 3** prescription medications available were asthma medications (**39%**), epinephrine (**22%**), and allergy medications (**9%**).
- **5,117** emergency medications were administered by school nurses.

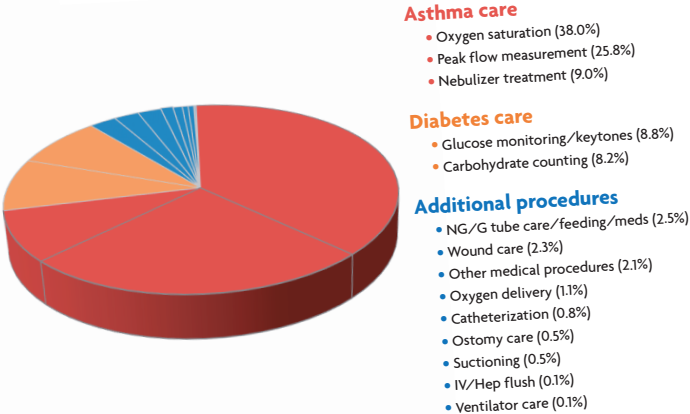
Prescription Medications



Medically Complex Procedures

- **8,611** of NM students required a medically complex procedure.
- Care for asthma and diabetes accounted for **90%** of the medically complex procedures.
- Additional procedures are often time intensive and may require 1:1 nursing care.

Percent of Students Requiring Medically Complex Procedures*



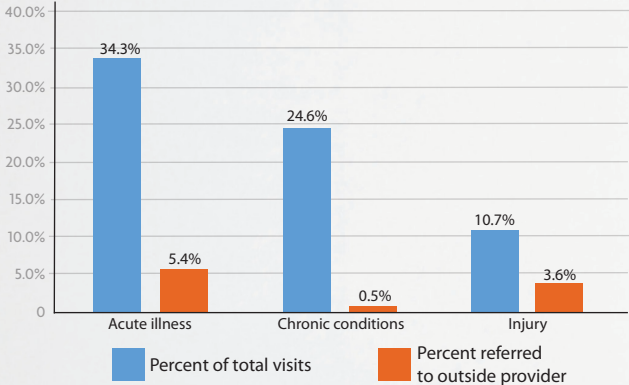
*Medically complex procedures are those that require professional nursing/medical assistance.

Student Visits to Health Office

- There were just under **2.1 million** visits to school health offices.
- **Top 3** reasons for visits were: Acute illness (**34%**), Chronic conditions (**25%**), and Injury (**17%**).
- **74,750** students were referred to outside providers for follow up care.
- **With their health needs met, 91% of students returned to class.**

Top 3 Reasons for Visits to Health Office and Percent Referred to Outside Providers

91% of Students Returned to Class



Student Screenings, Assessments and Referrals

- A total of **304,660** student screenings in the areas of hearing, vision, special education referral process, substance abuse and depression were completed.
- Of those screened for depression, **42.1%** were referred to outside providers for evaluation and treatment.
- **13,339** Individualized Education Program, Student Assistance Team and Section 504 meetings were attended by the school nurse.
- **15,980** Individualized Health Care Plans, Emergency Care Plans, and Section 504 Plans were developed by the school nurse..

	Hearing	Vision	Special education	Substance abuse	Depression
Total number of students screened	122,700	143,612	33,145	2,934	2,269
Percent of students referred to outside providers	2.6%	10.9%	8.5%	24.7%	42.1%