



Appendix F

Five Years of 910B5 State Equalization
Guarantee (SEG) Computation Revenue
Estimate Worksheets

**2016-2017 STATE EQUALIZATION GUARANTEE COMPUTATION
REVENUE ESTIMATE WORKSHEET
BASED ON
2015-2016 STARS FINAL 80/120 DAY AVERAGE**

Charter Name **STAT**

Charter Number **Pending**

	3Y DD	4Y DD	C & C-GIFTED	D & D-GIFTED	*BASIC	GRADE TOTAL
Kinderqarten Program						
PRE-K						0.00
FDK				0.00	0.00	0.00
Basic Program						
Grade 1				0.00	0.00	0.00
Grade 2			0.00		0.00	0.00
Grade 3			0.00	0.00	0.00	0.00
Grade 4			0.00	0.00	0.00	0.00
Grade 5				0.00	0.00	0.00
Grade 6					0.00	0.00
Grade 7 Phase-In					50.00	50.00
Grade 8 Phase-In					50.00	50.00
Grade 9						0.00
Grade 10						0.00
Grade 11						0.00
Grade 12						0.00
Totals	0.00	0.00	0.00	0.00	100.00	

*INCLUDE STUDENTS RECEIVING A/B SERVICES

PRE-K FTE	0.00
TOTAL GRADES 1-12	100.00
SUBTOTAL MEM	100.00
TOTAL MEM	100.00

Is this a Charter School?	Y
Is this for the 40th Day?	N

	ECE FTE	COST INDEX	PROGRAM UNITS		
Kinderqarten					
PRE-K and FDK	0.00	1.44	0.000	Kinderqarten Units	0.000
Basic Program (Grade Total)					
Grade 01	0.00	1.20	0.000		
Grade 02	0.00	1.18	0.000		
Grade 03	0.00	1.18	0.000		
Grade 04	0.00	1.045	0.000		
Grade 05	0.00	1.045	0.000		
Grade 06	0.00	1.045	0.000		
Grade 07 *	50.00	1.25	62.500		
Grade 08 *	50.00	1.25	62.500		
Grade 09 *	0.00	1.25	0.000		
Grade 10 *	0.00	1.25	0.000		
Grade 11 *	0.00	1.25	0.000		
Grade 12 *	0.00	1.25	0.000		
<i>* Includes Vocational Weighting</i>					
				Basic Program Units	125.000

	MEM	Factor			
Special Education					
C & C-Gifted	0.00	1.00	0.000		
D & D-Gifted	0.00	2.00	0.000		
3 & 4 Yr. DD		2.00	0.000		
A/B MEM (Reg/Gft & Inc 3Y&4Y-12th)	15.00	0.70	10.500	Special Ed. Units	10.500
Adjusted Ancillary FTE	0.00	25.00		Ancillary FTE Units	0.000
				Total Special Education Units	10.500

	MEM	Factor			
Elementary Fine Arts Program					
	0.00	0.0500		Fine Arts Program Units	0.000

	HOURS	MEM	FTE	Factor		
Bilingual Program						
1			0.00			
2			0.00			
3			0.00			
Total Bilingual		0.00	0.00	0.500	Bilingual Units	0.000
<i>(May not total more than the no. of students in grades K-12.)</i>						

	MEM	Factor			
Elementary P.E. Program					
		0.060		Elementary P.E. Units	0.000

**2016-2017 STATE EQUALIZATION GUARANTEE COMPUTATION
REVENUE ESTIMATE WORKSHEET
BASED ON
2015-2016 STARS FINAL 80/120 DAY AVERAGE**

			TOTAL MEMBERSHIP PROGRAM UNITS	135.500
			Audited T & E Index (Oct 2015)	1.067
			ADJUSTED PROGRAM UNITS	144.579
National Board Certified Teachers	FTE:	Factor	National Board Certified Teachers Units:	0.000
	0.00	1.500		
Size Adjustment Units			Charter Schools not eligible for District Size	
	UNITS		School Size Adjustment Units	120.000
Elementary/Mid/Jr. High	0.000		Charter Schools not eligible for District Size	
Senior High	120.000		District Size <4,000 Adjustment Units	14.625
District Size(<4,000)	14.625		Charter Schools not eligible for District Size	(14.625)
			District Size <200 Adjustment Units	100.000
District Size(<200)	100.000			(100.000)
			Rural Isolation Units	0.000
			New District Adjustment Units	0.000
At-Risk Units	At-risk index	MEM	At Risk Units	7.900
2016-2017:	0.079	100.00	Growth Units	0.000
Charter Schools Student Activities	MEM	Factor	Charter Schools Student Activities Units	0.000
(Districts Only)		0.100	(Charters not eligible for CS Student Activities)	0.000
Home School Student Activities	MEM	Factor	Home School Student Activities Units	0.000
(Districts Only)		0.100	(Charters not eligible for Home School Student Activities)	0.000
Home School Student Program Units	# of Students	# of Classes	Factor	
(Districts Only)			0.250	
			Home School Student Program Units	0.000
			(Charters not eligible for Home School Student Activities)	
			(Charters not eligible for Home School Student Activities)	
			TOTAL PROGRAM UNITS	272.479
			Save Harmless Units	0.000

GROWTH & SAVE HARMLESS CALCULATION DATA	
2015-16 Actual 40th Day MEM: (Enter the District Mem EXCLUDING Charter Mem)	100.00
2016-17 Projected MEM: (Enter the District Mem EXCLUDING Charter Mem)	100.00
2016-2017 Actual 40th MEM (Enter the District Mem EXCLUDING Charter Mem)	
Save-Harmless Data	
2016-2017 40th Day TOTAL PROGRAM UNITS (Not Grand Total Program Units)	
Growth Data	
2016-17 Operating Budget Calculation	0.000
Op-Bud takes 15-16 40 Day compared to 16-17 Mem Proj. FTE	
40th Day Calculation	0.000
Takes Prior Year 40th-Day and compares to Current Year 40th-Day	

GRAND TOTAL UNITS	272.479
× Unit Value	4,040.24
PROGRAM COST	\$1,100,880.55
Non-categorical Revenue Credits:	
Tax Levy (41110, 41113, 41114)	
Federal Impact Aid (44103)	
Federal Forest Reserve (44204)	
Total Non-Cat Rev Credits	\$0.00
Less: 75% of Non-Categorical Revenue Credits	\$0.00
Other Credits/Adjustments:	
Energy Efficiency	
Energy Efficiency Renewable Bonds	
Other Misc Credits	
Total Other Credits	\$0.00
Less: Other Credits/Adjustments	\$0.00
	(\$22,017.61)

STATE EQUALIZATION GUARANTEE	\$1,078,862.94
-------------------------------------	-----------------------

**2016-2017 STATE EQUALIZATION GUARANTEE COMPUTATION
REVENUE ESTIMATE WORKSHEET
BASED ON
2015-2016 STARS FINAL 80/120 DAY AVERAGE**

SIZE ADJUSTMENT UNITS:

PED 910B-5

1. ELEMENTARY/MIDDLE SCHOOL/JUNIOR HIGH

List each school with a projected MEM (Basic 1-9 and Operational Fund Early Childhood FTE EXCLUDING SPECIAL ED.) of less than 200.
 $((200 - MEM)/200) \times (1.0 \times MEM) = UNITS$

SCHOOL NAME	CODE	GRADES	MEM	UNITS
				0.000
				0.000
				0.000
				0.000
				0.000
				0.000
				0.000
				0.000
				0.000
TOTAL ELEMENTARY/MIDDLE SCHOOL/JUNIOR HIGH UNITS				0.000

2. SENIOR HIGH SCHOOL

List each school with a projected MEM (Basic 7-12 EXCLUDING SP. ED.) of less than 400 (program units will be computed using the formula which yields the most units):

$((200 - MEM)/200) \times (2.0 \times MEM) = UNITS$ or $((400 - MEM)/400) \times (1.6 \times MEM) = UNITS$

STAT	SCHOOL NAME	CODE	GRADES	MEM	UNITS
			7-8	100.00	120.000
					0.000
					0.000
					0.000
					0.000
					0.000
					0.000
TOTAL SENIOR HIGH SCHOOL UNITS					120.000

3. RURAL ISOLATION

Based on district MEM (Basic 1-12, Special Education C and D, Non-Profit and Operational Fund Childhood FTE), a district is eligible for units if it has a MEM greater than 10,000 with a ratio of MEM to senior high schools less than 4,000:1.

$(4,000 - (MEM / Eligible Senior High Schools)) \times 0.5 = UNITS$

Enter the number of approved senior high schools (exclude alternative schools):

N.A.	0.000
------	-------

Enter the number of approved senior high schools not eligible for senior high size units:

N.A.	0.000
------	-------

4. NEW DISTRICT ADJUSTMENT

If district is eligible, enter YES in the appropriate box.

a. NEWLY CREATED SCHOOL DISTRICT

$(MEM \text{ for current year}) \times .147 = UNITS$

YES?	UNITS
N.A.	0.000

b. DISTRICT WHOSE MEMBERSHIP DECREASES AS A RESULT OF A NEWLY CREATED DISTRICT

$(MEM \text{ for prior year} - MEM \text{ for current year}) \times .17 = UNITS$

N.A.	0.000
------	-------

Charter Name STAT

Ch:

	3Y DD	4Y DD	C & C-GIFTED	D & D-GIFTED
Kindergarten Program				
PRE-K				
FDK				0.00
Basic Program				
Grade 1				0.00
Grade 2			0.00	
Grade 3			0.00	0.00
Grade 4			0.00	0.00
Grade 5				0.00
Grade 6				
Grade 7				
Grade 8				
Grade 9 Phase In				
Grade 10				
Grade 11				
Grade 12				
Totals	0.00	0.00	0.00	0.00

*INCLUDE STUDENTS RECEIVING A/B SERVICES

Is this a Charter School?	Y
Is this for the 40th Day?	N

TC
S

	ECE FTE	COST INDEX	PROGRAM UNITS
Kindergarten			
PRE-K and FDK	0.00	1.44	0.000
Basic Program (Grade Total)			
Grade 01	0.00	1.20	0.000
Grade 02	0.00	1.18	0.000
Grade 03	0.00	1.18	0.000
Grade 04	0.00	1.045	0.000
Grade 05	0.00	1.045	0.000
Grade 06	0.00	1.045	0.000
Grade 07 *	70.00	1.25	87.500
Grade 08 *	70.00	1.25	87.500
Grade 09 *	60.00	1.25	75.000
Grade 10 *	0.00	1.25	0.000
Grade 11 *	0.00	1.25	0.000
Grade 12 *	0.00	1.25	0.000

* Includes Vocational Weighting

Special Education	MEM	Factor	
C & C-Gifted	0.00	1.00	0.000
D & D-Gifted	0.00	2.00	0.000
3 & 4 Yr. DD		2.00	0.000

A/B MEM (Reg/Gft & Inc 3Y&4Y-12th) 22.50 0.70 15.750 Special Ed. Units

Adjusted Ancillary FTE 0.00 25.00 Ancillary FTE Units
Total Speci

Elementary Fine Arts Program

	MEM	Factor	
	0.00	0.0500	Fine /

Bilingual Program

HOURS	MEM	FTE	Factor
1		0.00	
2		0.00	
3		0.00	
Total Bilingual	0.00	0.00	0.500

(May not total more than the no. of students in grades K-12.)

Elementary P.E. Program

	MEM	Factor	
		0.060	Ele

TOTAL MEMBERSHIP

Audited T & E

National Board Certified Teachers

	FTE:	Factor	
	0.00	1.500	National Board Certifi

ADJUSTED

Size Adjustment Units

	UNITS	
Elementary/Mid/Jr. High	0.000	Charter Schools not elig
Senior High	160.000	School Size
District Size(<4,000)	28.500	ter Schools not elig
		District Size <4,000
		Charter Schools not elig
District Size(<200)	0.000	District Size <200

Rt

New District

<u>At-Risk Units</u>	At-risk index	MEM
2016-2017:	0.079	200.00

Charter Schools Student Activities

(Districts Only)	MEM	Factor	
		0.100	Charter Schools Stud
			(Charters not eligible for C)

Home School Student Activities

(Districts Only)	MEM	Factor	
		0.100	Home School Stud
			(Charters not eligible for Home Schoo

Home School Student Program Units

(Districts Only)	# of Students	# of Classes	Factor	
			0.250	Home School Stud
				(Charters not eligible for Home Schoo
				(Charters not eligible for Home Schoo

TOTAL PI

Sa

2015-16 Actual 40th Day MEM: (Enter the District Mem EXCLUDING Charter Mem)	200.00	GRAN
2016-17 Projected MEM: (Enter the District Mem EXCLUDING Charter Mem)	200.00	
2016-2017 Actual 40th MEM (Enter the District Mem EXCLUDING Charter Mem)		F
Save-Harmless Data		
2016-2017 40th Day TOTAL PROGRAM UNITS (Not Grand Total Program Units)		
Growth Data		
2016-17 Operating Budget Calculation	0.000	
Op-Bud takes 15-16 40 Day compared to 16-17 Mem Proj. FTE		
40th Day Calculation	0.000	
Takes Prior Year 40th-Day and compares to Current Year 40th-Day		
		Non-categorical Revenue C
		Tax Levy (41110, 41113, 41114)
		Federal Impact Aid (44103)
		Federal Forest Reserve (44204)
		Total Non-Cat Rev Credits
		<u>Less:</u> 75% of Non-Categorica
		Other Credits/Adjustment:
		Energy Efficiency
		Energy Efficiency Renewable Bonds
		Other Misc Credits
		Total Other Credits
		<u>Less:</u> Other Cr

STATE EQUALIZATION GUARANTEE

SIZE ADJUSTMENT UNITS:

1. ELEMENTARY/MIDDLE SCHOOL/JUNIOR HIGH

List each school with a projected MEM (Basic 1-9 and Operational Fund Early Childhood FTE EXCLUDING SPECI)
 $((200 - MEM)/200) \times (1.0 \times MEM) = UNITS$

SCHOOL NAME	CODE	GRADES
TOTAL ELEMENTARY/MIDDLE SCHOOL/JU		

2. SENIOR HIGH SCHOOL

List each school with a projected MEM (Basic 7-12 EXCLUDING SP. ED.) of less than 400 (program units will be the formula which yields the most units):

$((200 - MEM)/200) \times (2.0 \times MEM) = UNITS$ or $((400 - MEM)/400) \times (1.6 \times MEM) = UNITS$

SCHOOL NAME	CODE	GRADES
STAT		7-9

3. RURAL ISOLATION

Based on district MEM (Basic 1-12, Special Education C and D, Non-Profit and Operational Fund Childhood FTE, eligible for units if it has a MEM greater than 10,000 with a ratio of MEM to senior high schools less than 4,000
 $(4,000 - (MEM / Eligible Senior High Schools)) \times 0.5 = UNITS$

Enter the number of approved senior high schools (exclude alternative schools):

Enter the number of approved senior high schools not eligible for senior high size units:

4. NEW DISTRICT ADJUSTMENT

If district is eligible, enter YES in the appropriate box.

a. NEWLY CREATED SCHOOL DISTRICT
 $(MEM \text{ for current year}) \times .147 = UNITS$

b. DISTRICT WHOSE MEMBERSHIP DECREASES AS A RESULT OF A NEWLY CREATED DISTRICT
 $(MEM \text{ for prior year} - MEM \text{ for current year}) \times .17 = UNITS$

arter Number **Pending**

*BASIC	GRADE TOTAL
	0.00
0.00	0.00
0.00	0.00
0.00	0.00
0.00	0.00
0.00	0.00
0.00	0.00
70.00	70.00
70.00	70.00
60.00	60.00
	0.00
	0.00
	0.00
200.00	
PRE-K FTE	0.00
TOTAL GRADES 1-12	200.00
SUBTOTAL MEM	200.00
TOTAL MEM	200.00

Kindergarten Units 0.000

Basic Program Units 250.000


15.750

Special Education Units 15.750

Arts Program Units	0.000
Bilingual Units	0.000
Elementary P.E. Units	0.000
PROGRAM UNITS	265.750
Index (Oct 2015)	<u>1.067</u>
PROGRAM UNITS	283.555
Special Education Teachers Units:	0.000
Adjustment Units Available for District Size	
Special Education Adjustment Units Available for District Size	160.000
Special Education Adjustment Units Available for District Size	28.500
Special Education Adjustment Units Available for District Size	(28.500)
Special Education Adjustment Units Available for District Size	0.000
Special Education Adjustment Units Available for District Size	0.000
Special Education Adjustment Units Available for District Size	0.000
Special Education Adjustment Units Available for District Size	0.000
Special Education Adjustment Units Available for District Size	15.800
Special Education Adjustment Units Available for District Size	0.000
Special Education Adjustment Units Available for District Size	0.000
Special Education Adjustment Units Available for District Size	0.000
Special Education Adjustment Units Available for District Size	0.000
Special Education Adjustment Units Available for District Size	0.000
Special Education Adjustment Units Available for District Size	0.000
PROGRAM UNITS	459.355
Special Education Adjustment Units Available for District Size	0.000


D TOTAL UNITS	459.355
× Unit Value	\$4,040.24

PROGRAM COST \$1,855,904.45

Credits:


 \$0.00

il Revenue Credits \$0.00

S:


 \$0.00

redits/Adjustments \$0.00

(\$37,118.09)

\$1,818,786.36

PED 910B-5

AL ED.) of less than 200.

<i>MEM</i>	<i>UNITS</i>
	0.000
	0.000
	0.000
	0.000
	0.000
	0.000
	<u>0.000</u>
NIOR HIGH UNITS	0.000

: *computed using*

<i>MEM</i>	<i>UNITS</i>
	200.00
	160.000
	0.000
	0.000
	0.000
	0.000
	<u>0.000</u>

PH SCHOOL UNITS 160.000

), a district is
10:1.

N.A.
0.000

YES? UNITS
0.000

0.000

Charter Name **STAT**

Ch:

	3Y DD	4Y DD	C & C-GIFTED	D & D-GIFTED
Kindergarten Program				
PRE-K				
FDK				0.00
Basic Program				
Grade 1				0.00
Grade 2			0.00	
Grade 3			0.00	0.00
Grade 4			0.00	0.00
Grade 5				0.00
Grade 6				
Grade 7				
Grade 8				
Grade 9				
Grade 10 Phase In				
Grade 11				
Grade 12				
Totals	0.00	0.00	0.00	0.00

*INCLUDE STUDENTS RECEIVING A/B SERVICES

Is this a Charter School?	Y
Is this for the 40th Day?	N

TC
S

	ECE FTE	COST INDEX	PROGRAM UNITS
Kindergarten			
PRE-K and FDK	0.00	1.44	0.000
Basic Program (Grade Total)			
Grade 01	0.00	1.20	0.000
Grade 02	0.00	1.18	0.000
Grade 03	0.00	1.18	0.000
Grade 04	0.00	1.045	0.000
Grade 05	0.00	1.045	0.000
Grade 06	0.00	1.045	0.000
Grade 07 *	75.00	1.25	93.750
Grade 08 *	75.00	1.25	93.750
Grade 09 *	75.00	1.25	93.750
Grade 10 *	75.00	1.25	93.750
Grade 11 *	0.00	1.25	0.000
Grade 12 *	0.00	1.25	0.000

* Includes Vocational Weighting

Special Education	MEM	Factor	
C & C-Gifted	0.00	1.00	0.000
D & D-Gifted	0.00	2.00	0.000
3 & 4 Yr. DD		2.00	0.000
A/B MEM (Reg/Gft & Inc 3Y&4Y-12th)	33.75	0.70	23.625 Special Ed. Units
Adjusted Ancillary FTE	0.00	25.00	Ancillary FTE Units
			Total Speci

Elementary Fine Arts Program

	MEM	Factor	
	0.00	0.0500	Fine /

Bilingual Program

HOURS	MEM	FTE	Factor
1		0.00	
2		0.00	
3		0.00	
Total Bilingual	0.00	0.00	0.500

(May not total more than the no. of students in grades K-12.)

Elementary P.E. Program

	MEM	Factor	
		0.060	Ele

TOTAL MEMBERSHIP

Audited T & E

National Board Certified Teachers

	FTE:	Factor	
	0.00	1.500	ADJUSTED

ADJUSTED

National Board Certifi

Size Adjustment Units

	UNITS	
Elementary/Mid/Jr. High	0.000	Charter Schools not elig
Senior High	120.000	School Size
District Size(<4,000)	41.625	ter Schools not elig
		District Size <4,000
		Charter Schools not elig
District Size(<200)	0.000	District Size <200

Rt

New District

<u>At-Risk Units</u>	At-risk index	MEM
2016-2017:	0.079	300.00

Charter Schools Student Activities

(Districts Only)	MEM	Factor	
		0.100	Charter Schools Stud
			(Charters not eligible for C)

Home School Student Activities

(Districts Only)	MEM	Factor	
		0.100	Home School Stud
			(Charters not eligible for Home Schoo

Home School Student Program Units

(Districts Only)	# of Students	# of Classes	Factor	
			0.250	Home School Stud
				(Charters not eligible for Home Schoo
				(Charters not eligible for Home Schoo

TOTAL PI

Sa

2015-16 Actual 40th Day MEM: (Enter the District Mem EXCLUDING Charter Mem)	300.00	GRAN
2016-17 Projected MEM: (Enter the District Mem EXCLUDING Charter Mem)	300.00	
2016-2017 Actual 40th MEM (Enter the District Mem EXCLUDING Charter Mem)		F
Save-Harmless Data		
2016-2017 40th Day TOTAL PROGRAM UNITS (Not Grand Total Program Units)		
Growth Data		
2016-17 Operating Budget Calculation	0.000	
Op-Bud takes 15-16 40 Day compared to 16-17 Mem Proj. FTE		
40th Day Calculation	0.000	
Takes Prior Year 40th-Day and compares to Current Year 40th-Day		
		Non-categorical Revenue C
		Tax Levy (41110, 41113, 41114)
		Federal Impact Aid (44103)
		Federal Forest Reserve (44204)
		Total Non-Cat Rev Credits
		Less: 75% of Non-Categorica
		Other Credits/Adjustment:
		Energy Efficiency
		Energy Efficiency Renewable Bonds
		Other Misc Credits
		Total Other Credits
		Less: Other Cr

STATE EQUALIZATION GUARANTEE

SIZE ADJUSTMENT UNITS:

1. ELEMENTARY/MIDDLE SCHOOL/JUNIOR HIGH

List each school with a projected MEM (Basic 1-9 and Operational Fund Early Childhood FTE EXCLUDING SPECI)
 $((200 - MEM)/200) \times (1.0 \times MEM) = \text{UNITS}$

SCHOOL NAME	CODE	GRADES
TOTAL ELEMENTARY/MIDDLE SCHOOL/JU		

2. SENIOR HIGH SCHOOL

List each school with a projected MEM (Basic 7-12 EXCLUDING SP. ED.) of less than 400 (program units will be the formula which yields the most units):

$((200 - MEM)/200) \times (2.0 \times MEM) = \text{UNITS}$ or $((400 - MEM)/400) \times (1.6 \times MEM) = \text{UNITS}$

SCHOOL NAME	CODE	GRADES
STAT		7-10

3. RURAL ISOLATION

Based on district MEM (Basic 1-12, Special Education C and D, Non-Profit and Operational Fund Childhood FTE, eligible for units if it has a MEM greater than 10,000 with a ratio of MEM to senior high schools less than 4,000
 $(4,000 - (MEM / Eligible Senior High Schools)) \times 0.5 = UNITS$

Enter the number of approved senior high schools (exclude alternative schools):

Enter the number of approved senior high schools not eligible for senior high size units:

4. NEW DISTRICT ADJUSTMENT

If district is eligible, enter YES in the appropriate box.

a. NEWLY CREATED SCHOOL DISTRICT

$$(MEM \text{ for current year}) \times .147 = UNITS$$

b. DISTRICT WHOSE MEMBERSHIP DECREASES AS A RESULT OF A NEWLY CREATED DISTRICT

$$(MEM \text{ for prior year} - MEM \text{ for current year}) \times .17 = UNITS$$

arter Number **Pending**

*BASIC	GRADE TOTAL
	0.00
0.00	0.00
0.00	0.00
0.00	0.00
0.00	0.00
0.00	0.00
0.00	0.00
75.00	75.00
75.00	75.00
75.00	75.00
75.00	75.00
	0.00
	0.00
300.00	
PRE-K FTE	0.00
TOTAL GRADES 1-12	300.00
SUBTOTAL MEM	300.00
TOTAL MEM	300.00

Kindergarten Units 0.000

Basic Program Units 375.000


23.625

Special Education Units 23.625

Arts Program Units	0.000
Bilingual Units	0.000
Elementary P.E. Units	0.000
PROGRAM UNITS	398.625
Index (Oct 2015)	1.067
PROGRAM UNITS	425.333
Special Education Teachers Units:	0.000
Adjustment Units Available for District Size	
Elementary Adjustment Units Available for District Size	120.000
Secondary Adjustment Units Available for District Size	41.625
High School Adjustment Units Available for District Size	(41.625)
Elementary Adjustment Units	0.000
Secondary Adjustment Units	0.000
High School Adjustment Units	0.000
Elementary At Risk Units	23.700
Secondary Growth Units	0.000
High School Student Activities Units	0.000
Elementary Student Activities Units	0.000
Secondary Student Activities Units	0.000
High School Student Activities Units	0.000
Elementary Student Activities Units	0.000
Secondary Student Activities Units	0.000
High School Student Activities Units	0.000
PROGRAM UNITS	569.033
Elementary Harmless Units	0.000


D TOTAL UNITS	569.033
× Unit Value	\$4,040.24

PROGRAM COST \$2,299,029.89

Credits:


 \$0.00

il Revenue Credits \$0.00

S:


 \$0.00


redits/Adjustments \$0.00

(\$45,980.60)


\$2,253,049.29

PED 910B-5

AL ED.) of less than 200.

<i>MEM</i>	<i>UNITS</i>
	0.000
	0.000
	0.000
	0.000
	0.000
	0.000
	<u>0.000</u>
NIOR HIGH UNITS	0.000

: *computed using*

<i>MEM</i>	<i>UNITS</i>
300.00	120.000
	0.000
	0.000
	0.000
	0.000
	<u>0.000</u>

PH SCHOOL UNITS 120.000

), a district is
10:1.

N.A.



0.000

YES?



UNITS

0.000



0.000

Charter Name **STAT**

Ch:

	3Y DD	4Y DD	C & C-GIFTED	D & D-GIFTED
Kindergarten Program				
PRE-K				
FDK				0.00
Basic Program				
Grade 1				0.00
Grade 2			0.00	
Grade 3			0.00	0.00
Grade 4			0.00	0.00
Grade 5				0.00
Grade 6				
Grade 7				
Grade 8				
Grade 9				
Grade 10				
Grade 11 Phase In				
Grade 12				
Totals	0.00	0.00	0.00	0.00

*INCLUDE STUDENTS RECEIVING A/B SERVICES

Is this a Charter School?	Y
Is this for the 40th Day?	N

TC
S

	ECE FTE	COST INDEX	PROGRAM UNITS
Kindergarten			
PRE-K and FDK	0.00	1.44	0.000
Basic Program (Grade Total)			
Grade 01	0.00	1.20	0.000
Grade 02	0.00	1.18	0.000
Grade 03	0.00	1.18	0.000
Grade 04	0.00	1.045	0.000
Grade 05	0.00	1.045	0.000
Grade 06	0.00	1.045	0.000
Grade 07 *	80.00	1.25	100.000
Grade 08 *	80.00	1.25	100.000
Grade 09 *	80.00	1.25	100.000
Grade 10 *	80.00	1.25	100.000
Grade 11 *	80.00	1.25	100.000
Grade 12 *	0.00	1.25	0.000

* Includes Vocational Weighting

Special Education	MEM	Factor	
C & C-Gifted	0.00	1.00	0.000
D & D-Gifted	0.00	2.00	0.000
3 & 4 Yr. DD		2.00	0.000
A/B MEM (Reg/Gft & Inc 3Y&4Y-12th)	51.00	0.70	35.700 Special Ed. Units
Adjusted Ancillary FTE	0.00	25.00	Ancillary FTE Units
			Total Speci

Elementary Fine Arts Program

	MEM	Factor	
	0.00	0.0500	Fine /

Bilingual Program

HOURS	MEM	FTE	Factor
1		0.00	
2		0.00	
3		0.00	
Total Bilingual	0.00	0.00	0.500

(May not total more than the no. of students in grades K-12.)

Elementary P.E. Program

	MEM	Factor	
		0.060	Ele

TOTAL MEMBERSHIP

Audited T & E

National Board Certified Teachers

	FTE:	Factor	
	0.00	1.500	National Board Certifi

ADJUSTED

Size Adjustment Units

	UNITS	
Elementary/Mid/Jr. High	0.000	Charter Schools not elig
Senior High	0.000	School Size
District Size(<4,000)	54.000	ter Schools not elig
		District Size <4,000
		Charter Schools not elig
District Size(<200)	0.000	District Size <200

Rt

New District

<u>At-Risk Units</u>	At-risk index	MEM
2016-2017:	0.079	400.00

Charter Schools Student Activities

(Districts Only)	MEM	Factor	
		0.100	Charter Schools Stud
			(Charters not eligible for C)

Home School Student Activities

(Districts Only)	MEM	Factor	
		0.100	Home School Stud
			(Charters not eligible for Home Schoo

Home School Student Program Units

(Districts Only)	# of Students	# of Classes	Factor	
			0.250	Home School Stud
				(Charters not eligible for Home Schoo
				(Charters not eligible for Home Schoo

TOTAL PI

Sa

2015-16 Actual 40th Day MEM: (Enter the District Mem EXCLUDING Charter Mem)	400.00	GRAN
2016-17 Projected MEM: (Enter the District Mem EXCLUDING Charter Mem)	400.00	
2016-2017 Actual 40th MEM (Enter the District Mem EXCLUDING Charter Mem)		F
Save-Harmless Data		
2016-2017 40th Day TOTAL PROGRAM UNITS (Not Grand Total Program Units)		
Growth Data		
2016-17 Operating Budget Calculation	0.000	
Op-Bud takes 15-16 40 Day compared to 16-17 Mem Proj. FTE		
40th Day Calculation	0.000	
Takes Prior Year 40th-Day and compares to Current Year 40th-Day		
		Non-categorical Revenue C
		Tax Levy (41110, 41113, 41114)
		Federal Impact Aid (44103)
		Federal Forest Reserve (44204)
		Total Non-Cat Rev Credits
		Less: 75% of Non-Categorica
		Other Credits/Adjustment:
		Energy Efficiency
		Energy Efficiency Renewable Bonds
		Other Misc Credits
		Total Other Credits
		Less: Other Cr

STATE EQUALIZATION GUARANTEE

SIZE ADJUSTMENT UNITS:

1. ELEMENTARY/MIDDLE SCHOOL/JUNIOR HIGH

List each school with a projected MEM (Basic 1-9 and Operational Fund Early Childhood FTE EXCLUDING SPECI)
 $((200 - MEM)/200) \times (1.0 \times MEM) = UNITS$

SCHOOL NAME

CODE	GRADES

TOTAL ELEMENTARY/MIDDLE SCHOOL/JU

2. SENIOR HIGH SCHOOL

List each school with a projected MEM (Basic 7-12 EXCLUDING SP. ED.) of less than 400 (program units will be the formula which yields the most units):

$((200 - MEM)/200) \times (2.0 \times MEM) = UNITS$ or $((400 - MEM)/400) \times (1.6 \times MEM) = UNITS$

SCHOOL NAME
STAT

CODE	GRADES
	7-11

3. RURAL ISOLATION

Based on district MEM (Basic 1-12, Special Education C and D, Non-Profit and Operational Fund Childhood FTE, eligible for units if it has a MEM greater than 10,000 with a ratio of MEM to senior high schools less than 4,000
 $(4,000 - (MEM / Eligible Senior High Schools)) \times 0.5 = UNITS$

Enter the number of approved senior high schools (exclude alternative schools):

Enter the number of approved senior high schools not eligible for senior high size units:

4. NEW DISTRICT ADJUSTMENT

If district is eligible, enter YES in the appropriate box.

a. NEWLY CREATED SCHOOL DISTRICT
 $(MEM \text{ for current year}) \times .147 = UNITS$

b. DISTRICT WHOSE MEMBERSHIP DECREASES AS A RESULT OF A NEWLY CREATED DISTRICT
 $(MEM \text{ for prior year} - MEM \text{ for current year}) \times .17 = UNITS$

arter Number **Pending**

*BASIC	GRADE TOTAL
	0.00
0.00	0.00
0.00	0.00
0.00	0.00
0.00	0.00
0.00	0.00
0.00	0.00
80.00	80.00
80.00	80.00
80.00	80.00
80.00	80.00
80.00	80.00
	0.00
400.00	
PRE-K FTE	0.00
TOTAL GRADES 1-12	400.00
SUBTOTAL MEM	400.00
TOTAL MEM	400.00

Kindergarten Units 0.000

Basic Program Units 500.000

35.700

Special Education Units 35.700

Arts Program Units	0.000
Bilingual Units	0.000
Elementary P.E. Units	0.000
PROGRAM UNITS	535.700
Index (Oct 2015)	<u>1.067</u>
PROGRAM UNITS	571.592
Special Education Teachers Units:	0.000
Adjustment Units Available for District Size	
Elementary Adjustment Units Available for District Size	0.000
Secondary Adjustment Units Available for District Size	54.000
Elementary Adjustment Units Available for District Size	(54.000)
Secondary Adjustment Units Available for District Size	0.000
Elementary Adjustment Units Available for District Size	0.000
Elementary Social Isolation Units	0.000
Elementary Adjustment Units Available for District Size	0.000
Elementary At Risk Units	31.600
Elementary Growth Units	0.000
Elementary Student Activities Units Available for District Size	0.000
Elementary Student Activities Units Available for District Size	0.000
Elementary Student Activities Units Available for District Size	0.000
Elementary Student Activities Units Available for District Size	0.000
Elementary Student Activities Units Available for District Size	0.000
Elementary Student Activities Units Available for District Size	0.000
Elementary Student Activities Units Available for District Size	0.000
PROGRAM UNITS	603.192
Elementary Harmless Units	0.000

PH SCHOOL UNITS 0.000

), a district is
10:1.

N.A.



0.000

YES?



UNITS

0.000



0.000

Charter Name **STAT**

Ch:

	3Y DD	4Y DD	C & C-GIFTED	D & D-GIFTED
Kindergarten Program				
PRE-K				
FDK				0.00
Basic Program				
Grade 1				0.00
Grade 2			0.00	
Grade 3			0.00	0.00
Grade 4			0.00	0.00
Grade 5				0.00
Grade 6				
Grade 7				
Grade 8				
Grade 9				
Grade 10				
Grade 11				
Grade 12 Phase In				
Totals	0.00	0.00	0.00	0.00

*INCLUDE STUDENTS RECEIVING A/B SERVICES

Is this a Charter School?	Y
Is this for the 40th Day?	N

TC
S

	ECE FTE	COST INDEX	PROGRAM UNITS
Kindergarten			
PRE-K and FDK	0.00	1.44	0.000
Basic Program (Grade Total)			
Grade 01	0.00	1.20	0.000
Grade 02	0.00	1.18	0.000
Grade 03	0.00	1.18	0.000
Grade 04	0.00	1.045	0.000
Grade 05	0.00	1.045	0.000
Grade 06	0.00	1.045	0.000
Grade 07 *	85.00	1.25	106.250
Grade 08 *	85.00	1.25	106.250
Grade 09 *	85.00	1.25	106.250
Grade 10 *	85.00	1.25	106.250
Grade 11 *	80.00	1.25	100.000
Grade 12 *	80.00	1.25	100.000

* Includes Vocational Weighting

Special Education	MEM	Factor	
C & C-Gifted	0.00	1.00	0.000
D & D-Gifted	0.00	2.00	0.000
3 & 4 Yr. DD		2.00	0.000

A/B MEM (Reg/Gft & Inc 3Y&4Y-12th)	60.00	0.70	42.000	Special Ed. Units
Adjusted Ancillary FTE	0.00	25.00		Ancillary FTE Units
				Total Speci

Elementary Fine Arts Program

	<i>MEM</i>		<i>Factor</i>	
	0.00		0.0500	Fine /

Bilingual Program

<i>HOURS</i>	<i>MEM</i>	<i>FTE</i>	<i>Factor</i>
1		0.00	
2		0.00	
3		0.00	
Total Bilingual	0.00	0.00	0.500

(May not total more than the no. of students in grades K-12.)

Elementary P.E. Program

	<i>MEM</i>		<i>Factor</i>	
			0.060	Ele

TOTAL MEMBERSHIP

Audited T & E

National Board Certified Teachers

	<i>FTE:</i>		<i>Factor</i>
	0.00		1.500

ADJUSTED

National Board Certifi

Size Adjustment Units

	<i>UNITS</i>
Elementary/Mid/Jr. High	0.000
Senior High	0.000
District Size(<4,000)	65.625
District Size(<200)	0.000

Charter Schools not elig

School Size

ter Schools not elig

District Size <4,000

Charter Schools not elig

District Size <200

Rt

New District

<u>At-Risk Units</u>	<i>At-risk index</i>	<i>MEM</i>
2016-2017:	0.079	500.00

Charter Schools Student Activities

(Districts Only)	<i>MEM</i>		<i>Factor</i>
			0.100

Charter Schools Stud
(Charters not eligible for C)

Home School Student Activities

(Districts Only)	<i>MEM</i>		<i>Factor</i>
			0.100

Home School Stud
(Charters not eligible for Home Schoo

Home School Student Program Units

(Districts Only)	<i># of Students</i>	<i># of Classes</i>		<i>Factor</i>
				0.250

Home School Stud
(Charters not eligible for Home Schoo
(Charters not eligible for Home Schoo

TOTAL PI

Sa

2015-16 Actual 40th Day MEM: (Enter the District Mem EXCLUDING Charter Mem)	500.00	GRAN
2016-17 Projected MEM: (Enter the District Mem EXCLUDING Charter Mem)	500.00	
2016-2017 Actual 40th MEM (Enter the District Mem EXCLUDING Charter Mem)		F
Save-Harmless Data		
2016-2017 40th Day TOTAL PROGRAM UNITS (Not Grand Total Program Units)		
Growth Data		
2016-17 Operating Budget Calculation	0.000	
Op-Bud takes 15-16 40 Day compared to 16-17 Mem Proj. FTE		
40th Day Calculation	0.000	
Takes Prior Year 40th-Day and compares to Current Year 40th-Day		
		Non-categorical Revenue C
		Tax Levy (41110, 41113, 41114)
		Federal Impact Aid (44103)
		Federal Forest Reserve (44204)
		Total Non-Cat Rev Credits
		<u>Less:</u> 75% of Non-Categorica
		Other Credits/Adjustment:
		Energy Efficiency
		Energy Efficiency Renewable Bonds
		Other Misc Credits
		Total Other Credits
		<u>Less:</u> Other Cr

STATE EQUALIZATION GUARANTEE

SIZE ADJUSTMENT UNITS:

1. ELEMENTARY/MIDDLE SCHOOL/JUNIOR HIGH

List each school with a projected MEM (Basic 1-9 and Operational Fund Early Childhood FTE EXCLUDING SPECI)
 $((200 - MEM)/200) \times (1.0 \times MEM) = \text{UNITS}$

SCHOOL NAME	CODE	GRADES
TOTAL ELEMENTARY/MIDDLE SCHOOL/JU		

2. SENIOR HIGH SCHOOL

List each school with a projected MEM (Basic 7-12 EXCLUDING SP. ED.) of less than 400 (program units will be the formula which yields the most units):

$$((200 - MEM)/200) \times (2.0 \times MEM) = \text{UNITS} \quad \text{or} \quad ((400 - MEM)/400) \times (1.6 \times MEM) = \text{UNITS}$$

SCHOOL NAME	CODE	GRADES
STAT		7-12

3. RURAL ISOLATION

Based on district MEM (Basic 1-12, Special Education C and D, Non-Profit and Operational Fund Childhood FTE, eligible for units if it has a MEM greater than 10,000 with a ratio of MEM to senior high schools less than 4,000
 $(4,000 - (MEM / Eligible Senior High Schools)) \times 0.5 = UNITS$

Enter the number of approved senior high schools (exclude alternative schools):

Enter the number of approved senior high schools not eligible for senior high size units:

4. NEW DISTRICT ADJUSTMENT

If district is eligible, enter YES in the appropriate box.

a. NEWLY CREATED SCHOOL DISTRICT
 $(MEM \text{ for current year}) \times .147 = UNITS$

b. DISTRICT WHOSE MEMBERSHIP DECREASES AS A RESULT OF A NEWLY CREATED DISTRICT
 $(MEM \text{ for prior year} - MEM \text{ for current year}) \times .17 = UNITS$

arter Number **Pending**

*BASIC	GRADE TOTAL
	0.00
0.00	0.00
0.00	0.00
0.00	0.00
0.00	0.00
0.00	0.00
0.00	0.00
85.00	85.00
85.00	85.00
85.00	85.00
85.00	85.00
80.00	80.00
80.00	80.00
500.00	
PRE-K FTE	0.00
TOTAL GRADES 1-12	500.00
SUBTOTAL MEM	500.00
TOTAL MEM	500.00

Kindergarten Units 0.000

Basic Program Units 625.000

42.000

Special Education Units 42.000

Arts Program Units	0.000
Bilingual Units	0.000
Elementary P.E. Units	0.000
PROGRAM UNITS	667.000
Index (Oct 2015)	<u>1.067</u>
PROGRAM UNITS	711.689
Reduced Teachers Units:	0.000
Adjustment Units Available for District Size	
Elementary Adjustment Units Available for District Size	0.000
Secondary Adjustment Units Available for District Size	65.625
Elementary Adjustment Units Available for District Size	(65.625)
Secondary Adjustment Units Available for District Size	0.000
	0.000
Elementary Isolation Units	0.000
Secondary Adjustment Units Available for District Size	0.000
Elementary At Risk Units	39.500
Elementary Growth Units	0.000
Elementary Student Activities Units Available for District Size	0.000
Elementary Student Activities Units Available for District Size	0.000
Elementary Student Activities Units Available for District Size	0.000
Elementary Student Activities Units Available for District Size	0.000
Elementary Student Activities Units Available for District Size	0.000
Elementary Student Activities Units Available for District Size	0.000
PROGRAM UNITS	751.189
Elementary Harmless Units	0.000

PH SCHOOL UNITS 0.000

), a district is
10:1.

N.A.



0.000

YES?



UNITS

0.000



0.000