



### **Part C—Financial Statement\***

(A financial statement that discloses the costs of administration, instruction and other spending categories for the charter school that is understandable to the general public that allows comparison of costs to other schools or comparable organizations and that is in a format required by the department)

**\*All schools must provide a response for this section of the application.**

# NM Public Education Department

STATE OF NEW MEXICO  
PUBLIC EDUCATION DEPARTMENT  
SCHOOL BUDGET AND FINANCE ANALYSIS BUREAU

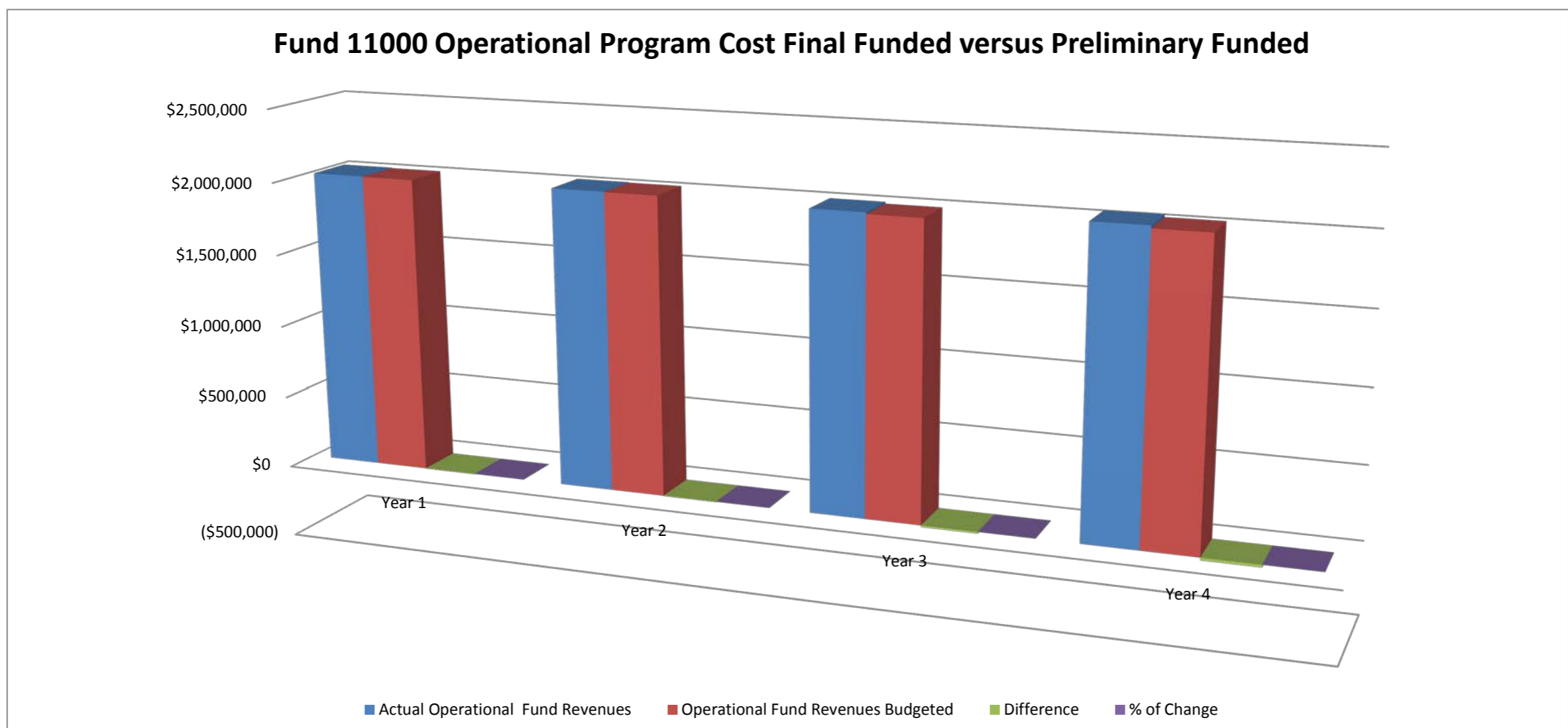
## CHARTER SCHOOL RENEWAL APPLICATION BUDGET ANALYSIS

### I. Operational Fund Revenues

- A. i. How do operational fund revenues budgeted compare to actual operational fund revenues for each year of the charter term?  
 ii. Was there a loss or a gain in each year?  
 iii. Explain where losses were absorbed or where gains were utilized.

**For all years evaluated below, the actual revenues received were inline with the budgeted revenues for each year. Cesar Chavez Community School has steadily increased cash balance over the five-year period of analysis. The school is continuing to save cash balance for the eventual lease-to-purchase transaction of a permanent facility.**

B.i.	Year 1	Actual Operational Fund Revenues Year 1	Operational Fund Revenues Budgeted Year 1	Difference (\$)	% of Change
		\$2,028,575	\$2,026,081	(\$2,494)	-0.12%
B.ii.	Year 2	Actual Operational Fund Revenues Year 2	Operational Fund Revenues Budgeted Year 2	Difference (\$)	% of Change
		\$2,035,703	\$2,032,969	(\$2,734)	-0.13%
B.iii.	Year 3	Actual Operational Fund Revenues Year 3	Operational Fund Revenues Budgeted Year 3	Difference (\$)	% of Change
		\$2,017,607	\$2,005,936	(\$11,671)	-0.58%
B.iv.	Year 4	Actual Operational Fund Revenues Year 4	Operational Fund Revenues Budgeted Year 4	Difference (\$)	% of Change
		\$2,055,717	\$2,037,462	(\$18,255)	-0.90%
B.iv.	Year 5	Actual Operational Fund Revenues Year 5	Operational Fund Revenues Budgeted Year 5	Difference (\$)	% of Change
		N/A	\$2,122,344	N/A	N/A



**II. Student Membership**

- A. i. How does budgeted student membership compare to actual student membership (Avg 80/120) in each year of the charter term?
- ii. How does actual student membership (Avg 80/120) change over the charter term?
- iii. Was there a loss or a gain in each year?
- iv. Explain how these changes impacted the school's budget (revenues, expenses, etc.)
- v. Explain how budget losses were absorbed or how budget gains were utilized.

**Cesar Chavez Community School has maintained a steady enrollment in an effort to maintain smaller class sizes. By having smaller class sizes, students benefit from a lower student to teacher ratio. Cesar Chavez Community School will continue to strive to maintain steady enrollment at current numbers. There has been no impact to the school's revenue or expenditures as student membership has remained steady over the period of analysis.**

**B. Program Units**

i. Year 1 14-15

Funded Year 0	Budgeted Year 1	Funded Year 1	Year 1 Avg 80/120	Difference
	515.858	515.858	513.766	(2.1)

ii. Year 2 15-16

Funded Year 1	Budgeted Year 2	Funded Year 2	Year 2 Avg 80/120	Difference
515.858	513.766	513.766	511.046	(2.7)

iii. Year 3 16-17

Funded Year 2	Budgeted Year 3	Funded Year 3	Year 3 Avg 80/120	Difference
513.766	511.046	511.046	506.514	(4.5)

iv. Year 4 17-18

Funded Year 3	Budgeted Year 4	Funded Year 4	Year 4 Avg 80/120	Difference
511.046	506.514	509.038	520.687	11.6

iv. Year 5 18-19

Funded Year 4	BUDGETED Year 5		Difference
509.038	520.687		0.0

**C. Growth Units**

	40 Day - Year 1	40 Day - Year 2	40 Day - Year 3	40 Day - Year 4	40 Day - Year 5
40 Day MEM Actual	203.000	204.000	204.000	204.0	
MEM Budgeted	201.000	203.000	203.000	204.0	203.0
Difference	2.000	1.000	1.000	0.000	

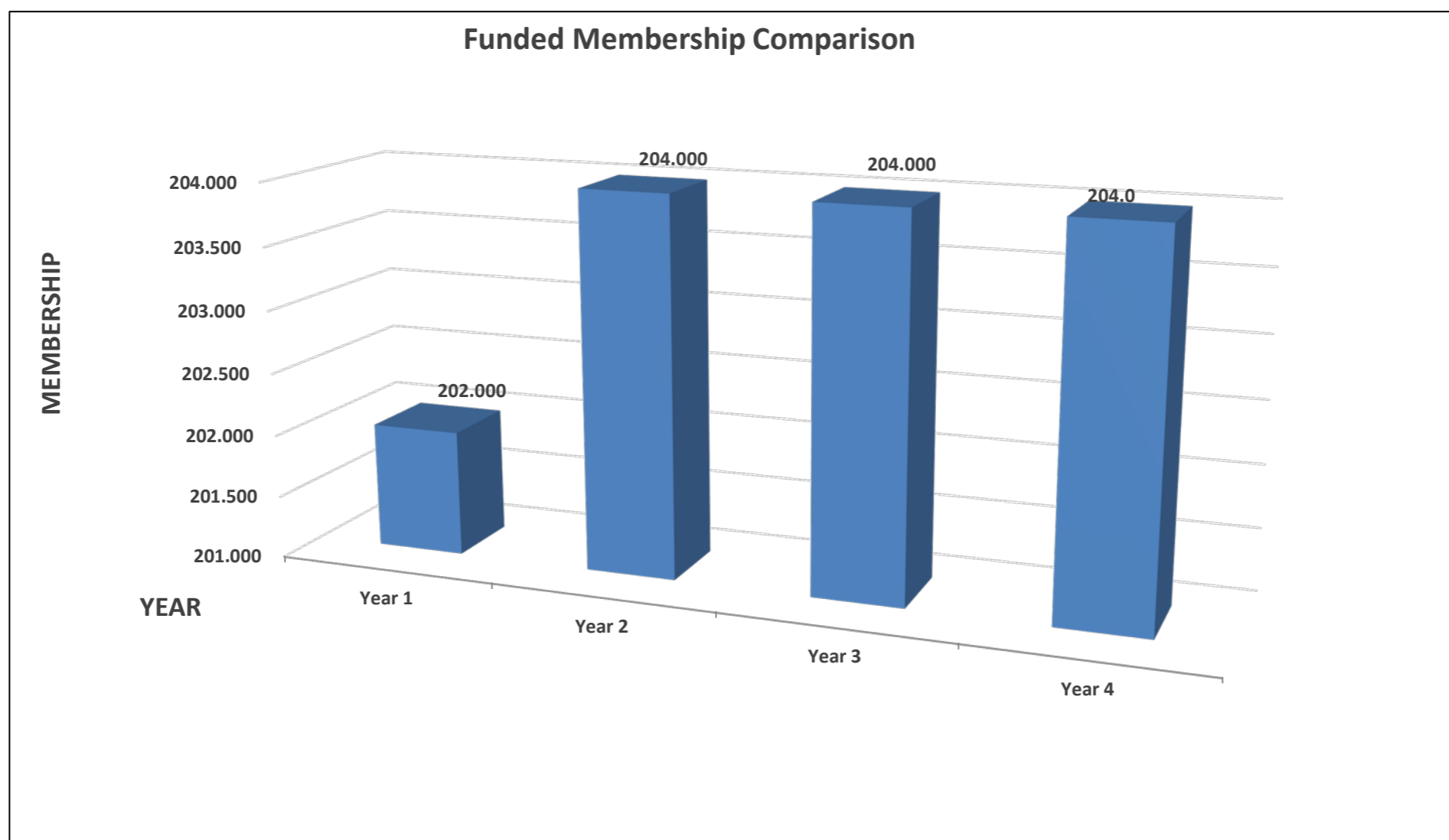
Budgeted Growth Units  
Funded Growth Units

	Year 1	Year 2	Year 3	Year 4	Year 5
Budgeted Growth Units	0.000	0.000	0.000	0.0	0.0
Funded Growth Units	0	0.000	0.000	0.000	0.000

**D. Funded Membership**

Difference from Prior Year

Year 1	Year 2	Year 3	Year 4	Year 5 - Budgeted
202.000	204.000	204.000	204.0	203.0
	2	0	0	-1

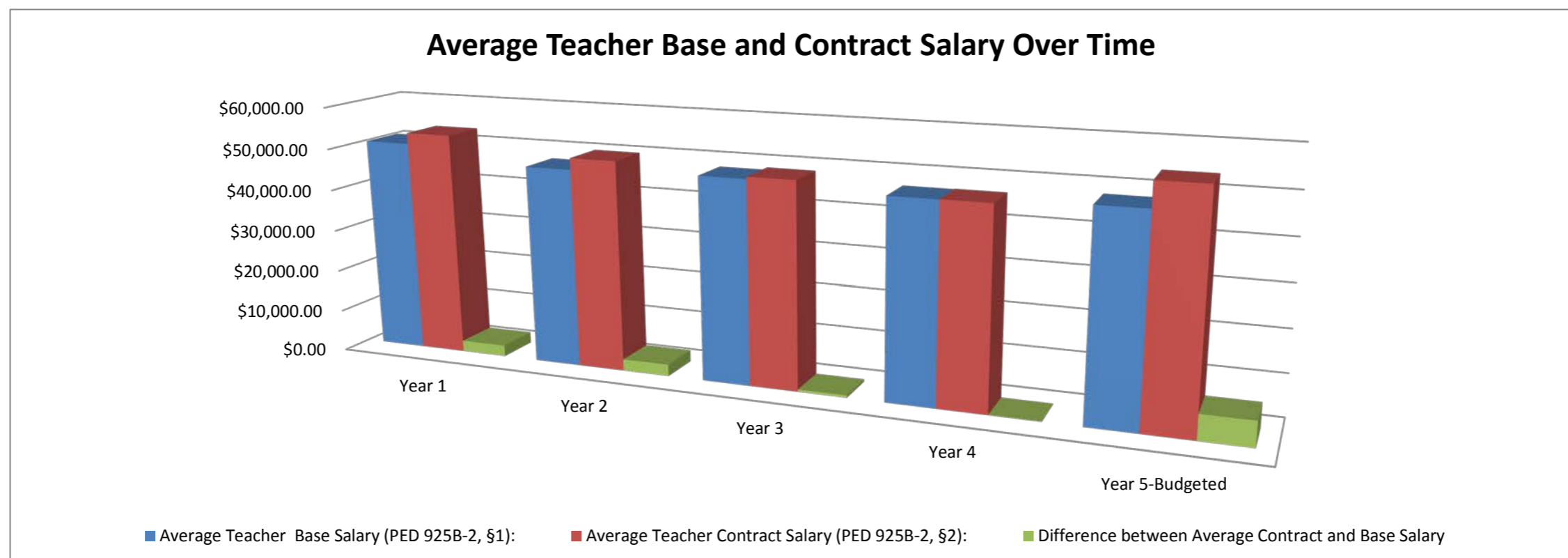
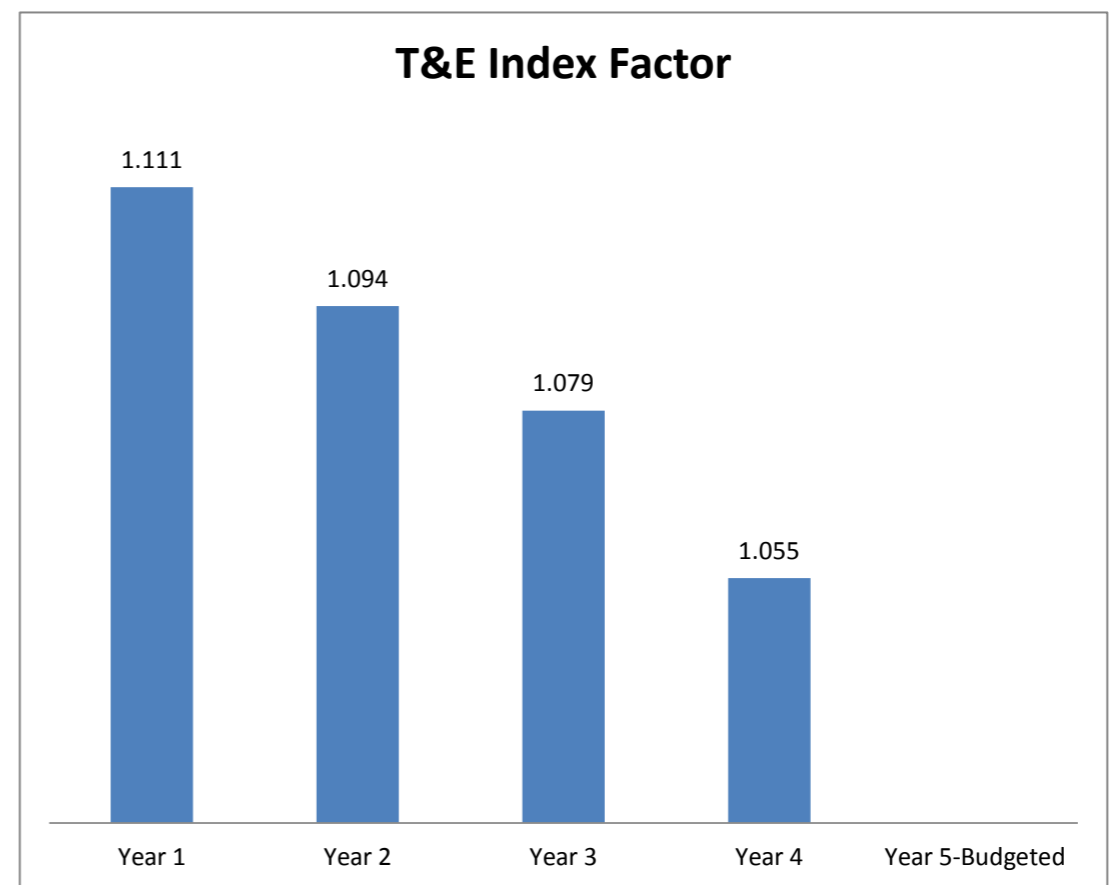
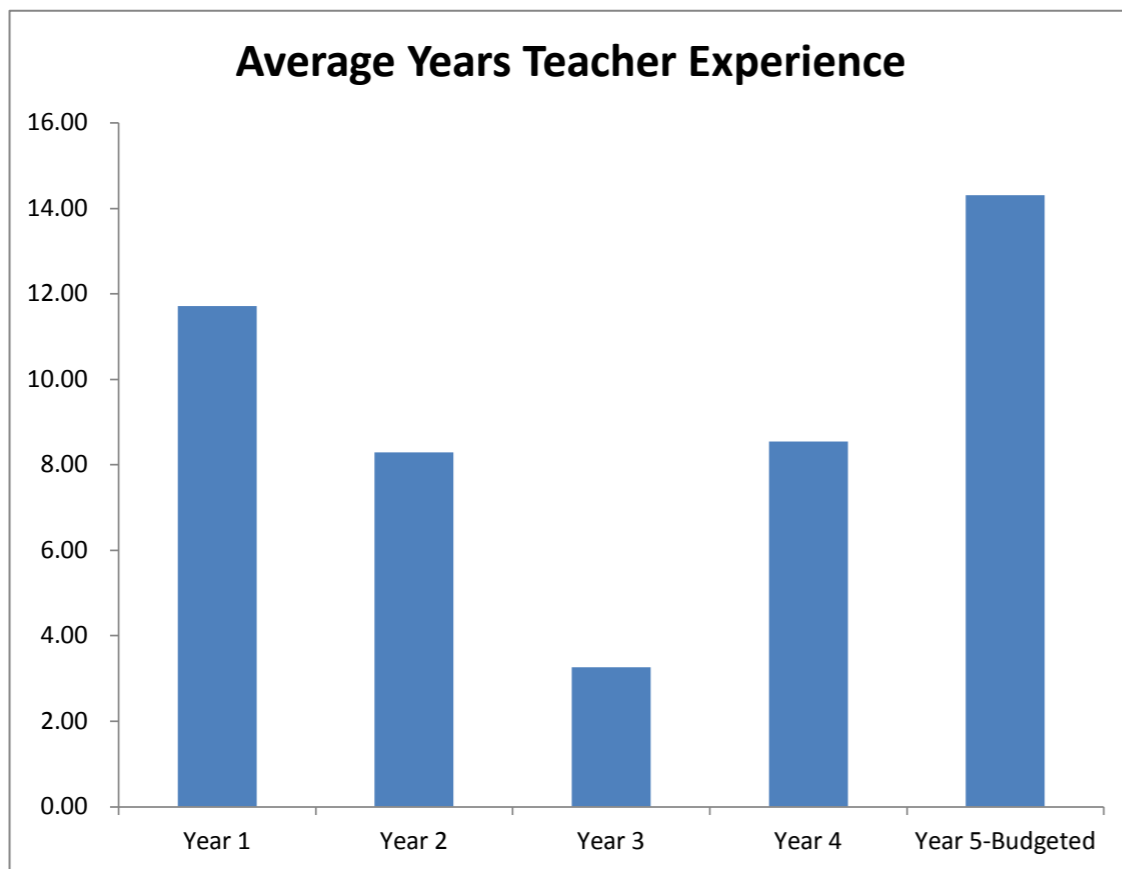


**III. SALARY - Estimated Average Salary Increases**

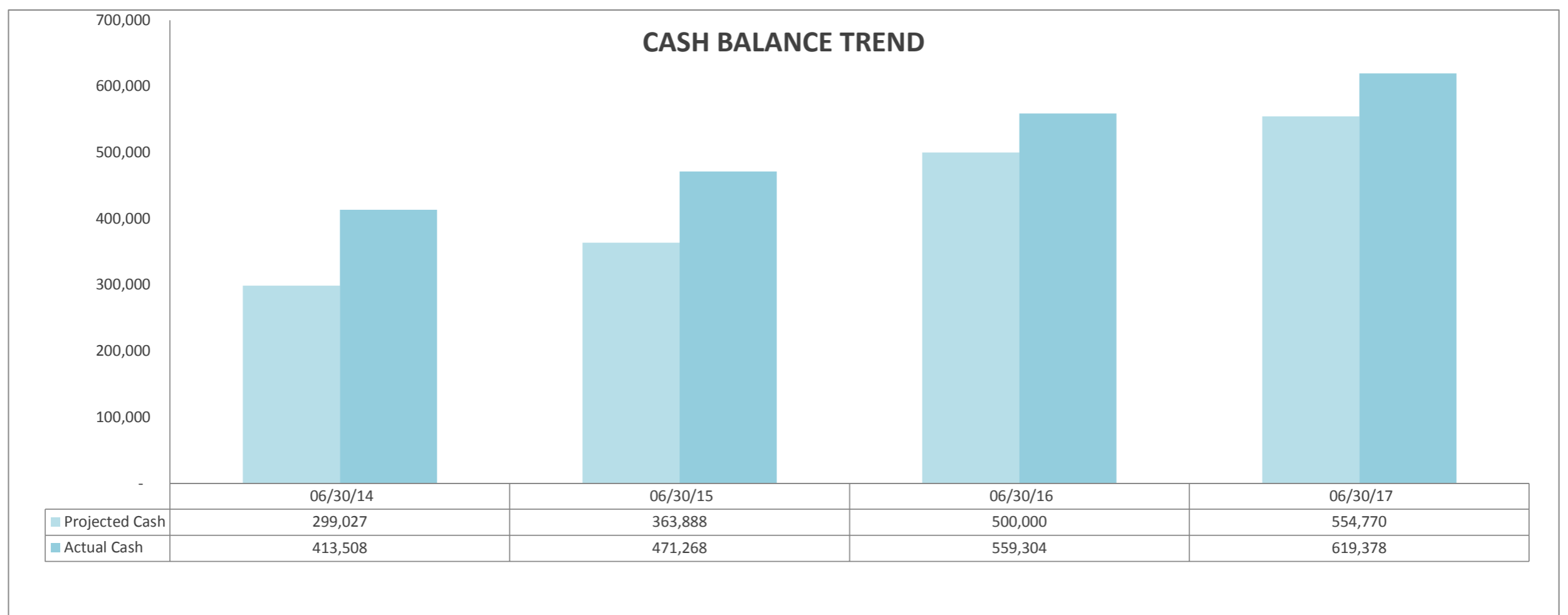
	Year 1	Year 2	Year 3	Year 4	Year 5-Budgeted
Average Teacher Base Salary (PED 925B-2, §1):	\$50,843.00	\$47,354.00	\$48,161.00	\$46,744.00	\$48,040.00
Average Teacher Contract Salary (PED 925B-2, §2):	\$53,474.00	\$50,124.00	\$48,727.00	\$46,831.00	\$53,953.00
Difference between Average Contract and Base Salary	\$2,631.00	\$2,770.00	\$566.00	\$87.00	\$5,913.00
% Average BASE Salary Increase (\$1)	5.17%	5.85%	1.18%	0.19%	12.31%
% Average Contract Salary Increase (\$2)	5.17%	5.85%	1.18%	0.19%	12.31%
Average Base Salary Difference from Prior Year		(\$3,489.00)	\$807.00	(\$1,417.00)	\$1,296.00
Average Contract Salary Difference from Prior Year		(\$3,350.00)	(\$1,397.00)	(\$1,896.00)	\$7,122.00
Average Years Experience (PED 925B-3)	11.71	8.29	3.26	8.55	14.31
Average Years Experience Difference from Prior Year		-3.42	-5.03	5.29	5.76

**IV. TRAINING & EXPERIENCE**

	Year 1	Year 2	Year 3	Year 4	Year 5-Budgeted
T&E Index Factor Actual	1.111	1.094	1.079	1.055	
T&E Index Factor Budgeted	1.111	1.094	1.079	1.047	1.003



V. CASH BALANCE REVIEW



- A. i. Explain how actions of the school leadership (administrator and board) have impacted the trend in cash balances over the years above.  
 ii. How has the amount of the cash balance in each year impacted the school's programmatic or capital plans.

School leadership continues to place priority on saving for a permanent facility while continuing to emphasize classroom resources. By maintaining a substantial cash balance, the school has been able to save for the purchase of a permanent building without making cuts to any instructional programs. Cesar Chavez Community School budgets very conservatively each year with extensive input from school leadership so that these two important goals are met on a yearly basis.

B. Operational Cash Comparison

	Year 1	Year 2	Year 3	Year 4	Year 5-Budgeted
4th Quarter Audited Cash	\$413,508.00	\$471,268.00	\$559,304.00	\$619,378.00	
Estimated OpBud Cash Balance	\$299,027.00	\$363,888.00	\$500,000.00	\$554,770.00	\$638,136.00
Difference	\$114,481.00	\$107,380.00	\$59,304.00	\$64,608.00	(\$638,136.00)
Actual Total Yearly Expenditures	\$1,036,230.09	\$1,942,950.55	\$1,947,569.71	\$1,974,260.83	\$0.00
Budgeted Total Yearly Expenditures	\$2,440,078.00	\$2,504,236.00	\$2,565,240.00	\$2,671,516.00	\$2,760,480.00
Difference	\$1,403,847.91	\$561,285.45	\$617,670.29	\$697,255.17	\$2,760,480.00
% EOY Cash Balance to Total Yearly Expenditures	39.91%	24.26%	28.72%	31.37%	#DIV/0!
% Prior EOY Cash Balance to Yearly Expenditures		21.28%	24.20%	28.33%	#DIV/0!

C. Emergency Reserve:

	Year 1	Year 2	Year 3	Year 4	Year 5-Budgeted
Amount in Approved Operating Budget	\$116,000	\$0	\$0	\$0	\$0
Restricted Expenditures	\$0	\$0	\$159,341	\$437,425	\$539,870
Percentage of Operating Expenditures	5.88%	0.00%	8.18%	22.17%	#DIV/0!

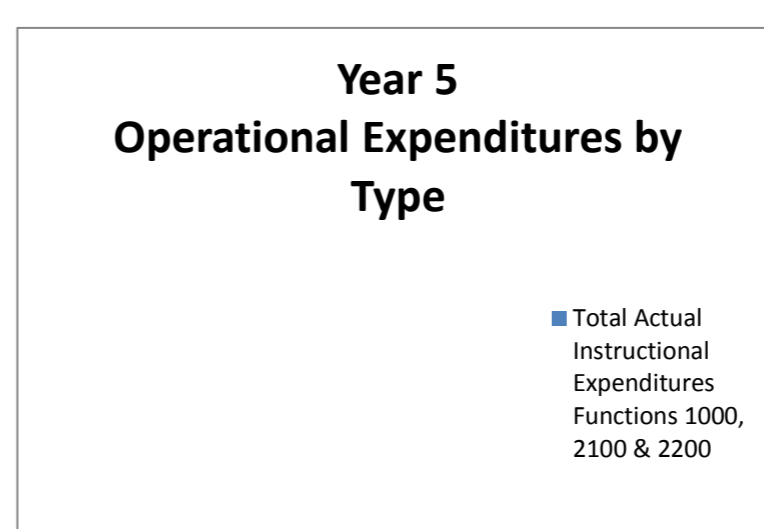
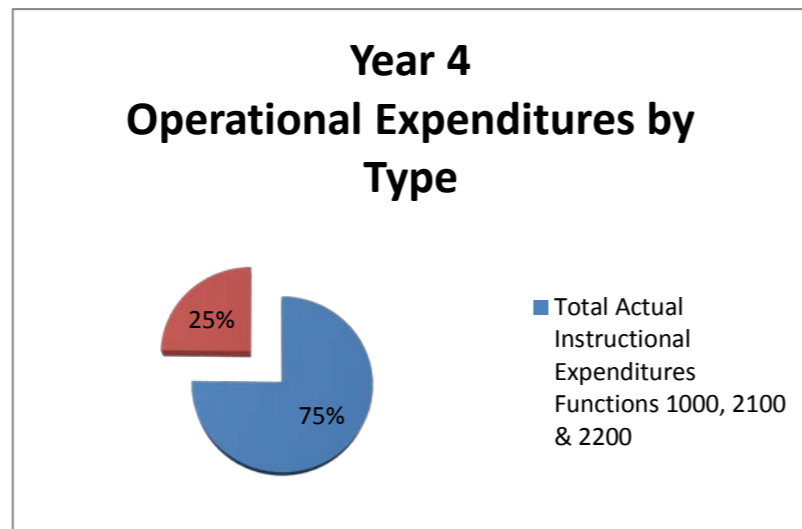
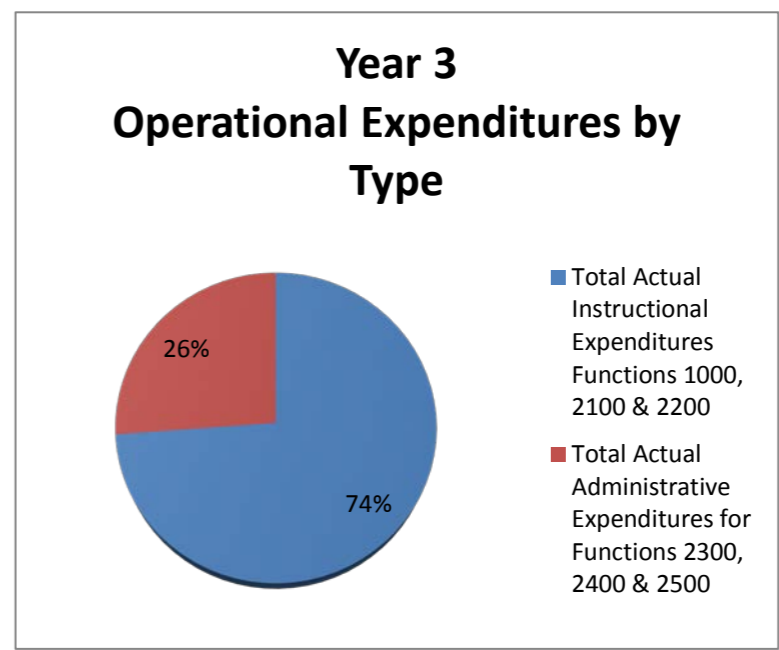
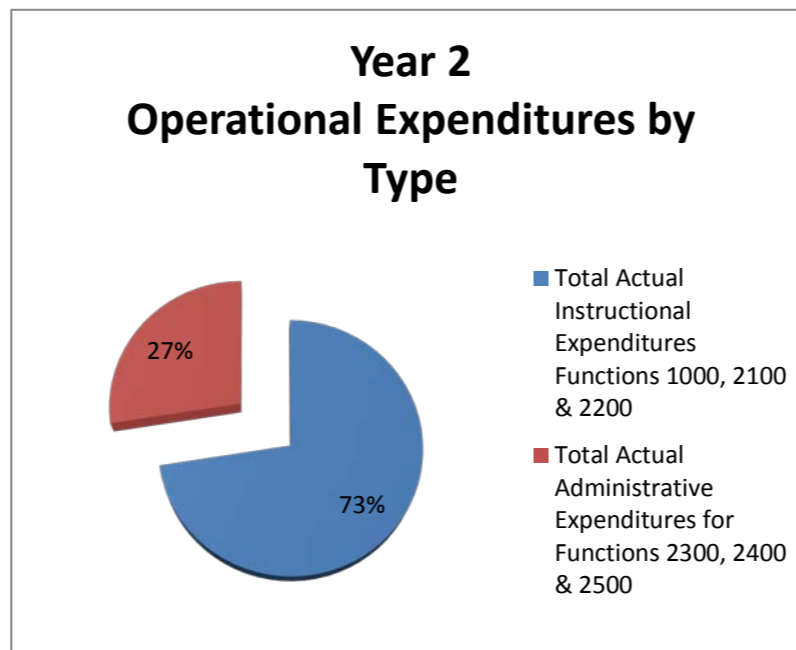
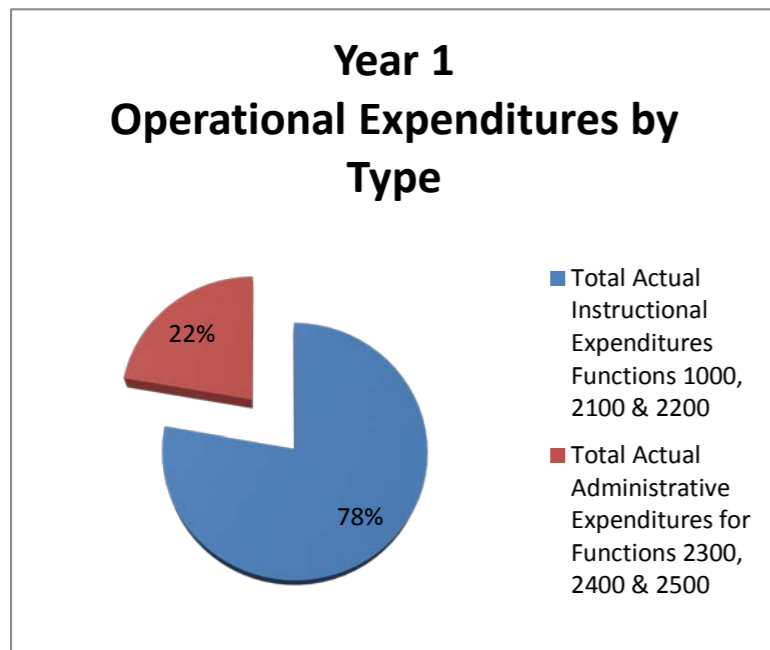
VI. OPERATIONAL FUNCTION VARIANCES:

A. Overall Operational Expenditures

	Year 1	Year 2	Year 3	Year 4	Year 5-Budgeted
Total Actual Operational Expenditures	\$1,971,312.00	\$1,942,950.55	\$1,947,569.71	\$1,972,989.00	\$0.00
Total Budgeted Operational Expenditures	\$1,237,732.00	\$2,504,236.00	\$2,565,240.00	\$2,671,516.00	\$2,760,480.00

B. Operational Expenditure by Type

	Year 1	Year 2	Year 3	Year 4	Year 5-Budgeted
Total Actual Instructional Expenditures Functions 1000, 2100 & 2200	\$1,236,108.00	\$1,105,504.00	\$1,112,006.00	\$1,139,324.00	
Total Budgeted Instructional Expenditures Functions 1000, 2100 & 2200	\$1,515,512.00	\$1,605,279.00	\$1,159,755.00	\$1,336,447.00	\$1,327,993.00
Difference	(\$279,404.00)	(\$499,775.00)	(\$47,749.00)	(\$197,123.00)	(\$1,327,993.00)
% Actual Total Instructional Expenditures to Total Operational Expenditures	62.70%	56.90%	57.10%	57.75%	
% Budgeted Total Instructional Expenditures to Total Operational Expenditures	122.44%	64.10%	45.21%	50.03%	48.11%
Difference	-59.74%	-7.20%	11.89%	7.72%	-48.11%
Total Actual Administrative Expenditures for Functions 2300, 2400 & 2500	\$353,783.00	\$418,994.00	\$394,436.00	\$375,885.00	
Total Budgeted Administrative Expenditures for Functions 2300, 2400 & 2500	\$403,667.00	\$445,410.00	\$427,643.00	\$385,978.00	\$397,667.00
Difference	(\$49,884.00)	(\$26,416.00)	(\$33,207.00)	(\$10,093.00)	(\$397,667.00)
% Actual Total Instructional Expenditures to Total Operational Expenditures	17.95%	21.56%	20.25%	19.05%	
% Budgeted Total Instructional Expenditures to Total Operational Expenditures	32.61%	17.79%	16.67%	14.45%	14.41%
Difference	-14.67%	3.78%	3.58%	4.60%	-14.41%





C. Actual Operational Expenditures by Function

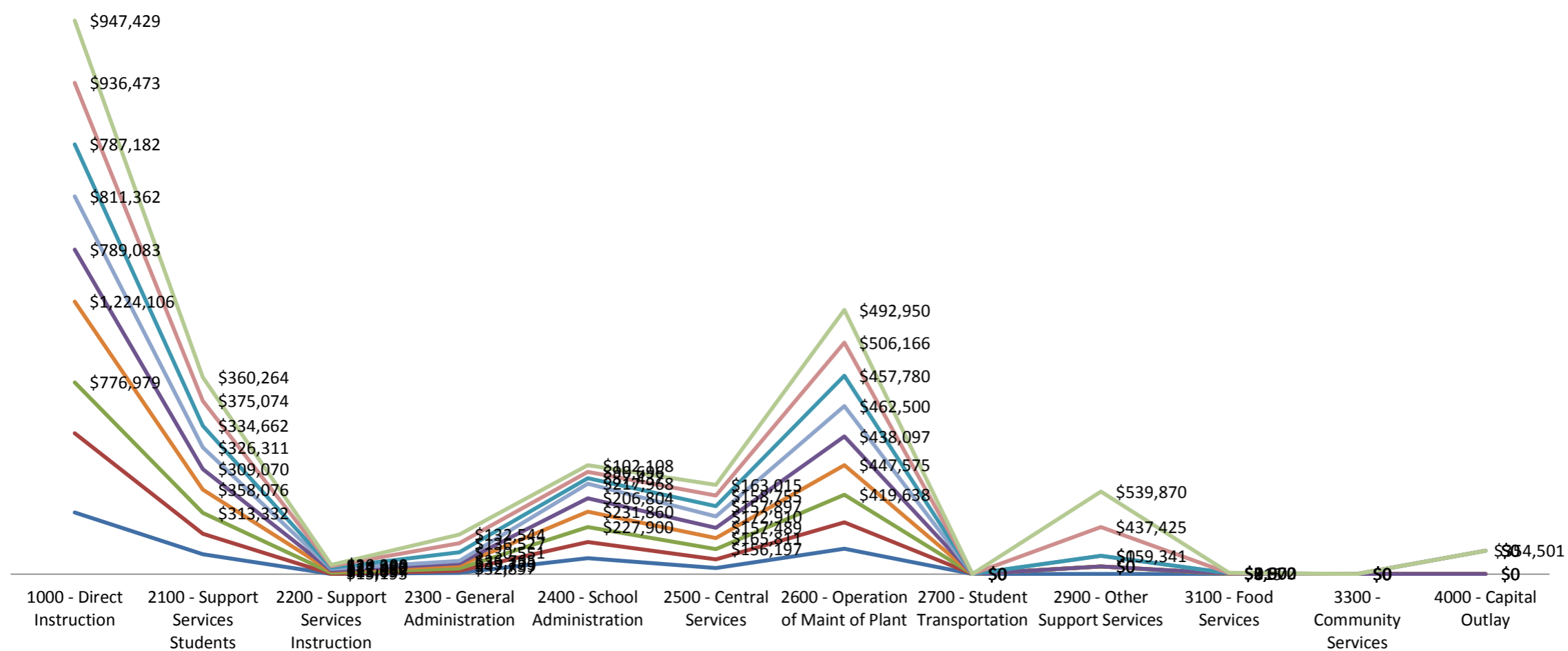
	Year 1	Year 2	Year 3	Year 4
1000 - Direct Instruction	\$934,649	\$776,979	\$789,083	\$787,182
2100 - Support Services Students	\$299,055	\$313,332	\$309,070	\$334,662
2200 - Support Services Instruction	\$2,404	\$15,193	\$13,854	\$17,480
2300 - General Administration	\$20,257	\$32,897	\$33,173	\$130,551
2400 - School Administration	\$241,092	\$227,900	\$206,804	\$87,437
2500 - Central Services	\$92,434	\$156,197	\$157,489	\$157,897
2600 - Operation of Maint of Plant	\$380,988	\$419,638	\$438,097	\$457,780
2700 - Student Transportation	\$0	\$0	\$0	\$0
2900 - Other Support Services	\$0	\$0	\$0	\$0
3100 - Food Services	\$433	\$815	\$0	\$0
3300 - Community Services	\$0	\$0	\$0	\$0
4000 - Capital Outlay	\$0	\$0	\$0	\$0
<b>Totals should equal expenditures above</b>	<b>\$1,971,312</b>	<b>\$1,942,951</b>	<b>\$1,947,570</b>	<b>\$1,972,989</b>

C. Budgeted Operational Expenditures by Function

	Year 1	Year 2	Year 3	Year 4	Year 5
1000 - Direct Instruction	\$1,201,546	\$1,224,106	\$811,362	\$936,473	\$947,429
2100 - Support Services Students	\$313,966	\$358,076	\$326,311	\$375,074	\$360,264
2200 - Support Services Instruction	\$0	\$23,097	\$22,082	\$24,900	\$20,300
2300 - General Administration	\$29,785	\$47,739	\$36,765	\$136,527	\$132,544
2400 - School Administration	\$245,133	\$231,860	\$217,968	\$90,696	\$102,108
2500 - Central Services	\$128,749	\$165,811	\$172,910	\$158,755	\$163,015
2600 - Operation of Maint of Plant	\$404,099	\$447,575	\$462,500	\$506,166	\$492,950
2700 - Student Transportation	\$0	\$0	\$0	\$0	\$0
2900 - Other Support Services	\$116,000	\$0	\$159,341	\$437,425	\$539,870
3100 - Food Services	\$800	\$5,972	\$1,500	\$5,500	\$2,000
3300 - Community Services	\$0	\$0	\$0	\$0	\$0
4000 - Capital Outlay	\$0	\$0	\$354,501	\$0	\$0
<b>Totals should equal expenditures above</b>	<b>\$2,440,078</b>	<b>\$2,504,236</b>	<b>\$2,565,240</b>	<b>\$2,671,516</b>	<b>\$2,760,480</b>

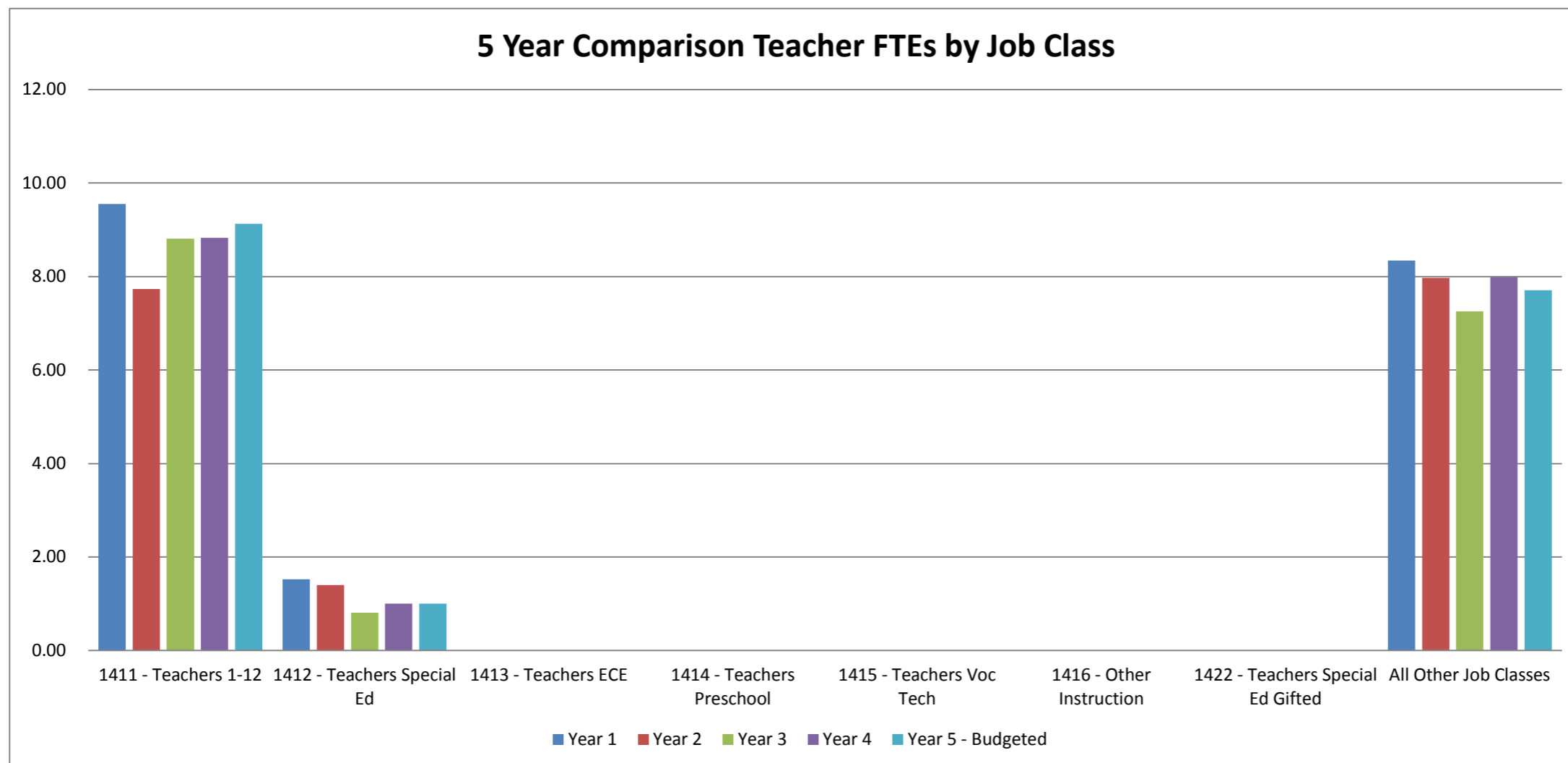
5 Year Comparison of Actual and Budgeted Expenditures by Function

— Year 1 Actual Operational Expenditures   
 — Year 1 Budgeted Operational Expenditures   
 — Year 2 Actual Operational Expenditures  
— Year 2 Budgeted Operational Expenditures   
 — Year 3 Actual Operational Expenditures   
 — Year 3 Budgeted Operational Expenditures  
— Year 4 Actual Operational Expenditures   
 — Year 4 Budgeted Operational Expenditures   
 — Year 5 Budgeted Operational Expenditures



VII. FUND 11000 "OPERATIONAL" FTE COMPARISON

	Year 1	Year 2	Year 3	Year 4	Year 5 - Budgeted
1411 - Teachers 1-12	9.55	7.73	8.81	8.83	9.13
1412 - Teachers Special Ed	1.52	1.40	0.81	1	1
1413 - Teachers ECE					
1414 - Teachers Preschool					
1415 - Teachers Voc Tech					
1416 - Other Instruction					
1422 - Teachers Special Ed Gifted					
All Other Job Classes	8.34	7.97	7.26	7.99	7.71
<b>Grand Total Fund 11000 FTE</b>	<b>19.41</b>	<b>17.10</b>	<b>16.88</b>	<b>17.82</b>	<b>17.84</b>



VIII. SCHOOL CALENDAR

	Year 1	Year 2	Year 3	Year 4	Year 5-Budgeted
Instructional Days	191	191	191	191	191

IX. SCHOOLS THAT HAVE EARNED A "D" OR LOWER LETTER GRADE

Describe how the school prioritized resources toward proven programs and methods linked to improved student achievement from the time it earned a "D" or "F" until the school earned a grade of C or better for two consecutive years. If the school has not yet earned a grade of C or better for two consecutive years, the narrative must identify current/ongoing actions. CSD will review and evaluate evidence to verify these actions on the site visit.

Cesar Chavez Community School prioritized its NMDASH plan during the 2017-18 school year as an action plan for improving our school grade. This plan focused on school culture around PARCC and critical thinking, and student mindset and stamina as it relates to PARCC. School resources were put into Professional Development time spent with all instructional staff offering input into the NMDASH plan as well as providing training and support during contract hours to implement our plan. Further, Cesar Chavez Community School received a Title I School Improvement grant which was used to upgrade our research-based and proven reading intervention program (Read 180) to a more Common Core aligned version. Title I School Improvement grant money was also spent on further developing our math curriculum to better align with Common Core math sequences. We are thrilled that these interventions appear to have had an impact. Cesar Chavez Community School earned a C grade for the 2017-18 school year.



<b>PED #</b>	<b>Charter</b>	<b>06-30-12</b>
529-001	Montessori Elementary Schools (ST. Charter) (Alb)	\$50,000
071-024	Academy for Technology & Classics (SF)	\$0
523-001	Academy of Trades & Tech (ST. Charter) (Alb)	\$287,734
522-001	ACE Leadership (ST. Charter) (Alb)	\$190,559
524-001	AIMS @ UNM (ST. Charter ) (Alb)	\$541,836
01-090	Albuquerque Charter Academy (Alb)	\$68,836
516-001	Albuquerque School of Excellence (ST. Charter) (Alb)	\$0
517-001	Albuquerque Sign Language Academy (ST. Charter) (Alb)	\$130,308
001-016	Albuquerque Talent Development (Alb)	\$134,875
532-001	Aldo Leopold Charter (Silver)	\$166,632
001-116	Alice King Community School (Alb)	\$17,073
511-001	Alma D'Arte Charter High (ST. Charter) (Las Cruces)	\$98,000
525-001	Amy Biehl Charter High (ST. Charter) (Alb)	\$452,936
076-006	Anansi Charter (Taos)	\$160,245
556-001	Anthony Charter (Gadsden)	\$381,124
520-001	ASK Academy (ST. Charter) (Rio Rancho)	\$10,000
001-007	Bataan Military Academy (Alb)	\$70,940
055-018	Carinos De Los Ninos (Española)	\$54,125
512-001	Cesar Chavez Community (ST. Charter) (Alb)	\$217,492
001-118	Christine Duncan Heritage Academy (Alb)	\$141,015
507-001	Cien Aguas International School (ST. Charter) (Alb)	\$44,324
541-001	Coral Community School (ST. Charter) (Alb)	\$0
001-028	Corrales International (Alb)	\$151,956
502-001	Cottonwood Classical Preparatory (ST. Charter) (Alb)	\$50,161
074-003	Cottonwood Valley Charter (Socorro)	\$174,500
513-001	Creative Education Prep #1 ( ST. Charter) (Alb)	\$182,802
042-006	Deming Cesar Chavez High (Deming)	\$591,101
001-063	Digital Arts & Technology (Alb)	\$390,000
559-001	Dream Dine (Central)	\$0
526-001	East Mountain High Charter (ST. Charter) (Alb)	\$200,955
001-069	El Camino Rael Academy (Alb)	\$3,748
550-001	Estancia Valley Classical (ST. Charter) (Moriarty)	\$0
557-001	Explore Academy (Alb)	\$0

514-001	Gilbert L Sena Charter High (ST. Charter) (Alb)	\$355,544
001-030	Gordon Bernell Charter (Alb)	\$70,964
536-001	Great Academy (ST. Charter) (Alb)	\$247,386
553-001	Health Leadership High (ST. Charter) (Alb)	\$0
558-001	Health Sciences Academy (Gadsden)	\$0
503-001	Horizon Academy West (ST. Charter) (Alb)	\$206,031
508-001	International School at Mesa del Sol (ST. Charter) (Alb)	\$0
535-001	J. Paul Taylor (ST. Charter) (Las Cruces)	\$90,000
020-001	Jefferson Montessori Academy (Carlsbad)	\$177,000
001-061	La Academia de Esperanza (Alb)	\$577,837
017-011	La Academia Dolores Huerta (Las Cruces)	\$81,380
551-001	La Jicarita Community School (ST. Charter) (Penasco)	\$0
528-001	La Promesa Early Learning Ctr (ST. Charter) (Alb)	\$0
540-001	La Resolana Leadership Academy (Alb)	\$24,000
546-001	La Tierra Montessori School (ST. Charter) (Espanola)	\$0
017-013	Las Montanas (Las Cruces)	\$123,208
056-003	Lindrith Area Heritage (Jemez Mtn)	\$40,681
001-017	Los Puentes Charter (Alb)	\$40,509
519-001	Masters Program (ST. Charter) (SF)	\$417,428
547-001	Mc Curdy Charter (ST. Charter) (Espanola)	\$0
501-001	Media Arts Collaborative Charter (ST. Charter)	\$275,000
043-097	Middle College High Charter (Gallup)	\$363,643
542-001	Mission Achievement & Success (ST. Charter) (Alb)	\$0
071-014	Monte del Sol Charter (Santa Fe)	\$5,286
529-001	Montessori Elementary Schools (ST. Charter) (Alb)	\$50,000
001-095	Montessori of Rio Grande (Alb)	\$69,230
008-003	Moreno Valley High (Cimarron)	\$122,691
064-001	Mosaic Academy (Aztec)	\$321,847
001-098	Mountain Mahogany Community (Alb)	\$110,176
001-006	Native American Community (Alb)	\$14,140
506-001	New America School (ST. Charter) (Alb)	\$300,000
549-001	New America of Las Cruces (ST. Charter) (Las Cruces)	\$0
554-001	New Mexico Connections Academy (ST. Charter) (SF)	\$0
534-001	New Mexico International School (ST. Charter) (Alb)	\$50,000

509-001	New Mexico School for the Arts (ST. Charter) (SF)	\$194,706
065-021	New Mexico Virtual Academy (Farmington)	\$0
504-001	North Valley (ST. Charter) (Alb)	\$128,878
001-039	Nuestros Valores Charter (Alb)	\$23,535
001-047	Public Academy Performing Arts (Alb)	\$41,212
539-001	Red River Valley Charter (Questa)	\$59,636
068-004	Rio Gallinas School (West Las Vegas)	\$56,717
001-051	Robert F. Kennedy Charter (Alb)	\$5,401
079-006	Roots & Wings Community (Questa)	\$24,582
543-001	Sage Montessori Charter (ST. Charter) (Albuquerque)	\$0
063-004	San Diego Riverside (Jemez Valley)	\$84,780
505-001	School of Dreams (ST. Charter) (Los Lunas)	\$208,695
004-009	Sidney Gutierrez Middle School (Roswell)	\$67,766
001-025	South Valley Academy (Alb)	\$350,000
515-001	South Valley Preparatory (ST. Charter) (Alb)	\$83,545
544-001	Southwest Aeronautics, Math & Science (Alb)	\$0
527-001	Southwest Intermediate Learning Ctr (ST. Charter) (Alb)	\$225,000
530-001	Southwest Primary Learning Ctr (Alb)	\$300,000
531-001	Southwest Secondary Learning Ctr (Alb)	\$280,000
510-001	Taos Academy (ST. Charter) (Taos)	\$151,751
076-005	Taos Charter (Taos)	\$49,873
521-001	Taos Integrated School of the Arts (ST. Charter) (Taos)	\$100,000
555-001	Taos International (Taos)	\$0
518-001	Tierra Adentro (ST. Charter) (Alb)	\$50,000
071-036	Tierra Encantada Charter (Santa Fe)	\$196,250
071-155	Turquoise Trail Elementary (Santa Fe)	\$426,009
001-027	Twenty-First Century Charter (Alb)	\$0
548-001	Uplift Community School (ST. Charter) (Alb)	\$0
076-012	Vista Grande High (Taos)	\$285,687
552-001	Walatowa Charter High (Jemez Valley)	\$101,054
545-001	William W & Josephine Dorn (ST. Charter) (Alb)	\$0
	<b>TOTAL</b>	<b>\$12,542,335</b>

06-30-13	06-30-14	06-30-15	06-30-16
\$30,000	\$30,000	\$27,000	\$27,000
\$144,464	\$100,000	\$127,075	\$55,270
\$138,857	\$113,146	\$0	\$367,256
\$745,040	\$387,214	\$531,130	\$603,700
\$735,000	\$975,000	\$1,225,000	\$1,230,060
\$230,653	\$168,990	\$669,913	\$638,622
\$98,234	\$57,096	\$56,233	\$0
\$210,000	\$190,000	\$227,815	\$461,276
\$74,536	\$10,425	\$187,970	\$205,766
\$234,370	\$449,054	\$381,548	\$488,791
\$75,000	\$0	\$80,000	\$214,000
\$100,000	\$100,000	\$50,739	\$130,000
\$515,171	\$592,196	\$598,939	\$705,949
\$58,899	\$67,214	\$129,143	\$39,048
\$214,522	\$179,898	\$217,401	\$139,929
\$145,000	\$213,933	\$50,000	\$74,000
\$144,988	\$1,825	\$97,964	
\$286,846	\$140,362	\$33,908	\$39,689
\$234,186	\$299,027	\$363,888	\$500,000
\$199,096	\$250,260	\$290,150	\$71,596
\$67,133	\$154,651	\$126,965	\$157,720
\$76,644	\$143,533	\$175,604	\$129,321
\$163,184	\$47,141	\$60,000	\$59,998
\$0	\$0	\$90,000	\$18,693
\$135,000	\$99,705	\$106,000	\$93,633
\$0	\$69,765	\$55,847	\$0
\$994,635	\$929,046	\$1,221,373	\$1,063,093
\$513,853	\$435,000	\$525,000	\$380,981
\$0	\$0	\$0	\$84,314
\$207,691	\$95,072	\$184,409	\$311,437
\$0	\$0		\$0
\$95,000	\$0	\$47,239	\$48,730
\$0	\$0		\$0

\$250,000	\$200,000	\$135,863	\$120,000
\$428,164	\$50,000	\$425,000	\$533,000
\$599,997	\$615,391	\$300,000	\$600,000
\$0	\$25,296	\$472,361	\$616,909
\$0	\$0	\$0	\$0
\$208,199	\$242,719	\$347,681	\$426,880
\$0	\$114,179	\$179,493	\$455,000
\$114,000	\$28,000	\$10,000	\$34,616
\$72,580	\$56,229	\$13,925	\$57,771
\$437,473	\$32,000	\$100,000	\$208,575
\$82,355	\$193,191	\$222,809	\$244,755
\$30	\$944	\$52,916	\$0
\$0	\$0	\$30,000	\$0
\$0	\$0	\$94	\$0
\$0	\$0	\$0	\$0
\$163,715	\$173,177	\$206,332	\$120,021
\$37,314	\$34,468	\$81,850	\$92,580
\$222,194	\$314,282	\$56,926	\$349,251
\$456,627	\$405,451	\$490,707	\$327,808
\$0	\$0	\$0	\$97,202
\$309,077	\$197,609	\$304,639	\$405,632
\$291,749	\$239,189	\$296,200	\$226,454
\$0	\$50,000	\$200,000	\$0
\$117,207	\$1,000	\$108,420	\$197,221
\$30,000	\$30,000	\$27,000	\$27,000
\$105,000	\$125,000	\$150,000	\$100,000
\$90,009	\$65,362	\$10,387	\$96,369
\$261,412	\$279,884	\$301,753	\$247,619
\$96,131	\$9,705	\$43,682	\$56,819
\$0	\$50,000	\$100,000	\$100,000
\$372,439	\$385,438	\$385,124	\$674,764
\$386,075	\$516,126	\$627,688	\$559,337
\$0	\$50,000	\$50,000	\$410,000
\$130,843	\$0	\$44,889	\$174,132

\$271,155	\$336,772	\$180,608	\$213,616
\$0	\$121,906	\$134,864	\$47,950
\$126,702	\$429,663	\$514,991	\$464,589
\$35,250	\$15,000	\$100,000	\$250,000
\$181,995	\$114,000	\$200,000	\$200,000
\$39,619	\$71,567	\$77,328	\$37,391
\$79,564	\$216,858	\$46,000	\$105,250
\$272,624	\$0	\$320,445	\$35,047
\$52,863	\$34,174	\$26,812	\$50,000
\$0	\$17,225	\$0	\$40,000
\$5,972	\$128,380	\$201,082	\$298,842
\$164,768	\$286,322	\$203,036	\$262,732
\$114,114	\$158,943	\$203,043	\$183,202
\$350,000	\$450,000	\$439,408	\$1,115,149
\$141,399	\$110,000	\$50,000	\$64,453
\$409,654	\$485,622	\$613,522	\$573,664
\$287,409	\$277,771	\$335,909	\$431,861
\$242,113	\$228,921	\$149,639	\$110,194
\$345,713	\$345,713	\$338,631	\$752,795
\$221,569	\$28,398	\$48,439	\$98,464
\$66,595	\$68,804	\$222,138	\$37,861
\$78,614	\$62,861	\$195,896	\$152,539
\$0	\$0	\$0	\$170,000
\$0	\$80,436	\$0	\$100,000
\$462,296	\$311,381	\$232,809	\$179,634
\$337,637	\$263,269	\$383,658	\$494,017
\$0	\$0	\$63,823	\$210,719
\$0	\$0	\$0	\$75,000
\$381,415	\$455,234	\$159,832	\$121,488
\$0	\$33,821	\$561,568	\$845,504
\$100	\$45,000	\$45,000	\$45,000
\$16,769,732	\$15,932,234	\$19,735,473	\$23,639,548



PED #	Charter	06-30-12
529-001	Montessori Elementary Schools (ST. Charter) (Alb)	\$95,712
071-024	Academy for Technology & Classics (SF)	\$0
523-001	Academy of Trades & Tech (ST. Charter) (Alb)	\$128,843
522-001	ACE Leadership (ST. Charter) (Alb)	\$338,412
524-001	AIMS @ UNM (ST. Charter ) (Alb)	\$727,137
001-090	Albuquerque Charter Academy (Alb)	\$168,104
516-001	Albuquerque School of Excellence (ST. Charter) (Alb)	\$0
517-001	Albuquerque Sign Language Academy (ST. Charter) (Alb)	\$122,554
001-016	Albuquerque Talent Development (Alb)	\$226,253
532-001	Aldo Leopold Charter (Silver)	\$108,274
001-116	Alice King Community School (Alb)	\$54,040
511-001	Alma D'Arte Charter High (ST. Charter) (Las Cruces)	\$86,404
525-001	Amy Biehl Charter High (ST. Charter) (Alb)	\$478,687
076-006	Anansi Charter (Taos)	\$135,331
019-011	Anthony Charter (Gadsden)	\$540,035
520-001	ASK Academy (ST. Charter) (Rio Rancho)	\$0
001-007	Bataan Military Academy (Alb)	\$135,812
055-018	Carinos De Los Ninos (Espanola)	\$68,864
512-001	Cesar Chavez Community (ST. Charter) (Alb)	\$289,626
001-118	Christine Duncan Heritage Academy (Alb)	\$272,813
507-001	Cien Aguas International School (ST. Charter) (Alb)	\$68,089
541-001	Coral Community School (ST. Charter) (Alb)	\$0
001-028	Corrales International (Alb)	\$192,826
502-001	Cottonwood Classical Preparatory (ST. Charter) (Alb)	\$25,826
074-003	Cottonwood Valley Charter (Socorro)	\$209,281
513-001	Creative Education Prep #1 ( ST. Charter) (Alb)	\$66,339
042-006	Deming Cesar Chavez High (Deming)	\$939,501
001-063	Digital Arts & Technology (Alb)	\$699,176
559-001	Dream Dine (Central)	\$0
526-001	East Mountain High Charter (ST. Charter) (Alb)	\$249,417
001-069	El Camino Rael Academy (Alb)	\$0
550-001	Estancia Valley Classical (ST. Charter) (Moriarty)	\$50
557-001	Explore Academy	\$0
514-001	Gilbert L Sena Charter High (ST. Charter) (Alb)	\$223,069
001-030	Gordon Bernell Charter (Alb)	\$143,630
536-001	Great Academy (ST. Charter) (Alb)	\$325,872
553-001	Health Leadership High (ST. Charter) (Alb)	\$0
558-001	Health Sciences Academy (Gadsden)	\$0
503-001	Horizon Academy West (ST. Charter) (Alb)	\$97,826
508-001	International School at Mesa del Sol (ST. Charter) (Alb)	\$30,779
535-001	J. Paul Taylor (ST. Charter) (Las Cruces)	\$0
020-001	Jefferson Montessori Academy (Carlsbad)	\$137,647
001-061	La Academia de Esperanza (Alb)	\$425,488
017-011	La Academia Dolores Huerta (Las Cruces)	\$70,708
551-001	La Jicarita Community School (ST. Charter) (Penasco)	\$0
528-001	La Promesa Early Learning Ctr (ST. Charter) (Alb)	\$0
001-114	La Resolana Leadership Academy (Alb)	\$0
546-001	La Tierra Montessori	\$0

017-013	Las Montanas (Las Curces)	\$145,312
056-003	Lindrith Area Heritage (Jemez Mtn)	\$51,363
001-017	Los Puentes Charter (Alb)	\$86,213
519-001	Masters Program (ST. Charter) (SF)	\$481,845
547-001	Mc Curdy Charter (ST. Charter) (Española)	\$90
501-001	Media Arts Collaborative Charter (ST. Charter)	\$308,061
043-097	Middle College High Charter (Gallup)	\$470,302
542-001	Mission Achievement & Success (ST. Charter) (Alb)	\$0
071-014	Monte del Sol Charter (Santa Fe)	\$0
529-001	Montessori Elementary Schools (ST. Charter) (Alb)	\$95,712
001-095	Montessori of Rio Grande (Alb)	\$148,998
008-003	Moreno Valley High (Cimarron)	\$89,536
064-001	Mosaic Academy (Aztec)	\$288,778
001-098	Mountain Mahogany Community (Alb)	\$154,895
001-006	Native American Community (Alb)	\$0
506-001	New America School (ST. Charter) (Alb)	\$397,250
549-001	New America of Las Cruces (ST. Charter) (Las Cruces)	\$60
554-001	New Mexico Connections Academy	\$0
534-001	New Mexico International School (ST. Charter) (Alb)	\$4,404
509-001	New Mexico School for the Arts (ST. Charter) (SF)	\$231,264
065-021	New Mexico Virtual Academy (Farmington)	\$45
504-001	North Valley (ST. Charter) (Alb)	\$197,667
001-039	Nuestros Valores Charter (Alb)	\$9,554
001-047	Public Academy Performing Arts (Alb)	\$66,663
079-004	Red River Valley Charter (Questa)	\$42,137
068-004	Rio Gallinas School (West Las Vegas)	\$1,200
001-051	Robert F. Kennedy Charter (Alb)	\$178,292
079-006	Roots & Wings Community (Questa)	\$32,103
543-001	Sage Montessori Charter (ST. Charter) (Albuquerque)	\$0
063-004	San Diego Riverside (Jemez Valley)	\$223,952
505-001	School of Dreams (ST. Charter) (Los Lunas)	\$169,478
004-009	Sidney Gutierrez Middle School (Roswell)	\$77,148
001-025	South Valley Academy (Alb)	\$278,984
515-001	South Valley Preparatory (ST. Charter) (Alb)	\$107,312
544-001	Southwest Aeronautics, Math & Science (Alb)	\$1,896
527-001	Southwest Intermediate Learning Ctr (ST. Charter) (Alb)	\$184,266
530-001	Southwest Primary Learning Ctr (Alb)	\$258,624
531-001	Southwest Secondary Learning Ctr (Alb)	\$206,025
510-001	Taos Academy (ST. Charter) (Taos)	\$301,066
076-005	Taos Charter (Taos)	\$36,102
521-001	Taos Integrated School of the Arts (ST. Charter) (Taos)	\$140,172
555-001	Taos International	\$0
518-001	Tierra Adentro (ST. Charter) (Alb)	\$94,303
071-036	Tierra Encantada Charter (Santa Fe)	\$305,018
071-155	Turquoise Trail Elementary (Santa Fe)	\$286,337
001-027	Twenty-First Century Charter (Alb)	\$0
548-001	Uplift Community School (ST. Charter) (Alb)	\$21
076-012	Vista Grande High (Taos)	\$422,442
063-003	Walatowa Charter High (Jemez Valley)	\$59,205

545-001	William W & Josephine Dorn (ST. Charter) (Alb)	\$0
	TOTALS	14420808

06-30-13	06-30-14	06-30-15	06-30-16
\$42,628	\$120,714	\$67,824	
\$68,809	\$47,923	\$0	
\$130,050	\$178,163	\$160,534	
\$731,474	\$490,327	\$490,327	
\$823,424	\$1,193,227	\$1,043,402	
\$336,113	\$185,028	\$179,628	
\$95,101	\$273,894	\$152,693	
\$239,951	\$380,043	\$238,000	
\$176,224	\$121,636	\$23,344	
\$170,086	\$653,951	\$449,491	
\$160,959	\$312,820	\$133,446	
\$66,903	\$25,601	\$25,601	
\$519,551	\$602,864	\$602,864	
\$83,258	\$119,134	\$119,134	
\$274,809	\$308,239	\$314,007	
\$221,798	\$446,096	\$348,633	
\$286,322	\$65,502	\$34,906	
\$225,548	\$120,861	\$9,391	
\$183,880	\$485,310	\$414,003	
\$227,003	\$388,331	\$387,635	
\$113,824	\$213,540	\$161,638	
\$70,776	\$151,126	\$145,383	
\$225,332	\$206,529	\$86,410	
\$77,733	\$328,967	\$50,046	
\$159,341	\$110,591	\$110,591	
\$193,394	\$83,350	\$83,350	
\$1,121,995	\$1,284,795	\$1,277,783	
\$519,613	\$629,045	\$628,945	
\$0	\$0		
\$231,843	\$363,849	\$316,751	
\$52,061	\$294,396		
\$0	\$35,563	\$35,563	
\$0	\$0		
\$321,221	\$388,611	\$275,957	
\$313,881	\$394,229	\$153,941	
\$874,649	\$503,995	\$503,995	
\$0	\$49,459	\$17,153	
\$0	\$0		
\$179,215	\$542,823	\$310,015	
\$43,613	\$338,001	\$179,357	
\$110,168	\$43,188	\$46,871	
\$17,295	\$299,215	\$163,670	
\$440,165	\$256,279	\$50,685	
\$83,734	\$252,705	\$227,135	
\$330	\$24,307	\$21,480	
\$100,146	\$188,727	\$0	
\$17,000	\$52,637	\$23,052	
\$99,717	\$116,955	\$107,231	

\$291,466	\$468,522	\$417,010	
\$33,981	\$46,812	\$50,148	
\$120,938	\$338,736	\$338,736	
\$454,178	\$476,426	\$476,664	
\$51,837	\$122,190	\$144,029	
\$275,056	\$297,678	\$297,678	
\$387,407	\$401,485	\$372,378	
\$4,284	\$505,439	\$355,297	
\$64,222	\$329,066	\$63,291	
\$42,628	\$120,714	\$67,824	
\$194,384	\$221,014	\$221,014	
\$107,378	\$62,579	\$56,161	
\$266,837	\$335,655	\$335,665	
\$153,303	\$301,362	\$32,792	
\$2,184	\$151,104	\$95,434	
\$390,765	\$590,512	\$472,074	
\$526,083	\$737,235	\$601,122	
\$0	\$371,236	\$113,491	
\$73,214	\$91,968	\$0	
\$325,492	\$410,647	\$351,664	
\$335,760	\$657,770	\$492,591	
\$329,485	\$776,209	\$569,393	
\$72,406	\$94,856	\$56,335	
\$261,733	\$488,158	\$249,543	
\$63,669	\$118,558	\$100,142	
\$12,536	\$223,730	\$223,730	
\$116,517	\$207,960	\$0	
\$73,932	\$39,904	\$39,904	
\$56,106	\$188,868	\$124,926	
\$238,234	\$185,732	\$166,205	
\$386,891	\$498,540	\$440,364	
\$193,254	\$285,009	\$254,731	
\$308,656	\$790,642	\$575,710	
\$68,466	\$209,083	\$123,586	
\$449,661	\$541,020	\$540,932	
\$347,311	\$306,288	\$306,220	
\$281,597	\$242,828	\$242,747	
\$403,099	\$199,193	\$284,730	
\$639,683	\$430,749	\$430,749	
\$52,189	\$212,539	\$212,539	
\$235,977	\$548,333	\$548,333	
\$0	\$0	\$0	
\$124,589	\$251,424	\$251,424	
\$475,550	\$403,180	\$365,327	
\$327,350	\$351,241	\$351,241	
\$0	\$32,044	\$0	
\$54,582	\$193,881	\$91,169	
\$478,571	\$454,204	\$398,688	
\$206,653	\$689,285	\$686,736	

<b>\$100,166</b>	<b>\$89,735</b>	<b>\$58,316</b>	
20848569	29643175	23152824	0