



400 W. Bell Ave; Las Cruces, NM 88005

Telephone: (575) 526-2984

Fax: (575) 523-5407

La Academia Dolores Huerta (LADH) Response to the 2019 CSD Preliminary Analysis of Renewal Application and Site Visit

November 26, 2018

School Name: La Academia Dolores Huerta

School Address: 400 W. Bell Ave. Las Cruces, NM 88005

Head Administrator: Melissa A. Miranda

Business Manager: Michael Vigil (The Vigil Group)

Authorized Grade Levels: 6-8

Authorized Enrollment: 300

Contract Term: July 1, 2014 – June 30, 2019

Mission: La Academia Dolores Huerta's mission is to create an engaging culturally diverse educational program of the arts and languages that enable LADH middle school students to achieve high personal growth and strong social-cultural identity that leads to academic success.

Please Note:

As of July 1, 2018, La Academia Dolores Huerta's address has changed to 400 W. Bell Ave. Las Cruces, NM 88005. The PEC approved our moved in June 2018. In addition, LADH has acquired a new business manager, Michael Vigil of The Vigil Group. The notification of the change in business manager was placed on the PEC consent agenda for the November 15th meeting.

CSD Review of Part B (Progress Report) and Renewal Site Visit in October

A renewal site visit took place on Tuesday, October 30, 2018. The feedback from the site visit along with the preliminary analysis will be utilized to assist LADH in making the necessary changes needed to ensure LADH continues to progress and achieve financial, contractual, and organizational compliance. The feedback from the visit and the preliminary analysis will also be used to assist LADH in achieving substantial progress to ensure all students achieve academic success, thus addressing the academic performance portion of the CSD's renewal rating on our renewal application. Furthermore, LADH's governing council is working to address the governance responsibilities to ensure the council complies with the mandatory trainings thus demonstrate substantial progress.

Academic Performance

1a) Department's Standards of Excellence—A-F Letter Grades

There is no denying that LADH has struggled to achieve or maintain a C or better letter grade over the term of our contract. Unfortunately, the analysis provided by CSD appears to be a true representation of LADH's lack of academic performance thus leading to LADH's school grades over the previous years. LADH recognizes our shortcomings in providing students with the education they deserve; however, we are committed to making the changes needed to ensure every student is successful while attending LADH. To do this, LADH has implemented numerous changes in the 2018-2019 school year as indicated in the renewal application and the preliminary analysis (i.e. hiring of an Instructional Coach, common planning time, Professional Learning Communities (PLC), classroom walk-throughs etc.). In addition, LADH has now implemented the after-school tutoring/intervention program as stated in our renewal application. Students attending the after-school tutoring/intervention program receive additional reading/writing and/or math interventions to assist students who need the additional support to progress toward grade-level curriculum.

In addition, although LADH was not able to provide two years of sustained improvement due to the changes occurring this school year (2018-2019), LADH would like to provide some data from our first short cycle assessment taken in November 2018. LADH has implemented a new short-cycle assessment, Illuminate, which now aligns the short-cycle assessment rubric to the PARCC assessment rubric. Thus, providing us with an indication of how the students will perform on the PARCC assessment that will be administered later in the school year. Teachers can also utilize the various reports provided by Illuminate to analyze how students perform overall, how individual students performed, can view questions to determine how his/her class performed, and standards for which students need additional support, just to name a few. The data provided by Illuminate is analyzed by teachers, the Instructional Coach, and Head Administrator individually and collaboratively during PLCs.

After analyzing the data from the first short cycle assessment (Illuminate Inspect Grade 7 ELA Interim Orange Assessment) and comparing the data to the 2018 PARCC data, it appears that 12.21%-15.21% demonstrated growth as 21.21% of the 7th grade students scored "Met Expectation" according to the Illuminate orange assessment. According to the 2018 PARCC assessment results, 6-9% of 6th grade students (now currently 7th grade students) scored "Met Expectations." Thus, indicating some progress when comparing the Illuminate Orange Assessment (21.21%) to the 2018 PARCC scores (6-9%). In addition, according to the 7th grade students' Illuminate scores, 6.25% of students "Met Expectation" in the area of math. In 2018, 6-9% of the 6th students (now 7th grade students) scored "Met Expectations" according to their PARCC scores. Although these scores do not demonstrate growth, the data provided by the Illuminate Reports/Scores provide teachers, the Instructional Coach, and the administrator with the information needed to assist LADH in targeting instruction to address deficits to ensure student progress toward the common core standards/curriculum.

Furthermore, according to the data provided by both Illuminate Orange Assessment and the 2018 and 2017 PARCC scores, the current 8th grade students did not demonstrate growth in both ELA or Math (please see attachments). Although the data analyzed does not demonstrate growth, LADH will utilize the information provided to target areas of concerns, differentiate instruction, provide interventions etc.

1b) Specific Charter Goals

LADH is aware of the struggles to meet or exceed our specific charter school goals throughout the duration of our charter school contract. As previously stated in the renewal application and the preliminary analysis, LADH has implemented various changes to address our mission specific goals of professional development, reading, mathematics, Spanish language proficiency, and English language proficiency.

Contractual, Organizational, and Governance

3c) Governance Responsibilities

As stated in both the renewal application and the CSD Preliminary Analysis Report, the governing council has amended the bylaws to assist in the record keeping of the trainings attended and the trainings needed to ensure the Governing Council is meeting the mandatory trainings. As of November 30, 2018, one of the governing council members has completed all of the required trainings and the remainder of the GC members are aware of the training requirements needed to ensure all members are completing the mandatory trainings and to bring this indicator into compliance.

In closing, LADH would like to thank the CSD for the feedback provided while conducting the renewal site visit and the preliminary analysis report. The feedback provided will assist LADH in continuing to evolve to ensure each student achieves academic success.

Sincerely,

Melissa A. Miranda
Head Administrator
La Academia Dolores Huerta

Partnership for Assessment of Readiness for College and Career (PARCC) Spring 2018

State, Districts, and Schools

In order to meet confidentiality requirements:

- 1) Information is not shown for groups with fewer than 10 students.
- 2) Percentages may be reported in ranges.
- 3) ^ Data from these cells were combined with a neighboring cell.
- 4) Because of rounding, percentages may not add up to 100%.

Levels 4 and 5 are Proficient.

Code	District	School	Assessment	Level 1 (%)	Level 2 (%)	Level 3 (%)	Level 4 (%)	Level 5 (%)
560001	La Academia Dolores Huerta Charter	La Academia Dolores Huerta Charter	Algebra 1	^	^	≥ 80	≤ 20	^
560001	La Academia Dolores Huerta Charter	La Academia Dolores Huerta Charter	ELA Grade 6	20-24	40-44	25-29	6-9	≤ 5
560001	La Academia Dolores Huerta Charter	La Academia Dolores Huerta Charter	ELA Grade 7	45-49	30-34	6-9	10-14	≤ 5
560001	La Academia Dolores Huerta Charter	La Academia Dolores Huerta Charter	ELA Grade 8	40-44	30-34	20-24	≤ 5	≤ 5
560001	La Academia Dolores Huerta Charter	La Academia Dolores Huerta Charter	Math Grade 6	30-34	35-39	25-29	6-9	≤ 5
560001	La Academia Dolores Huerta Charter	La Academia Dolores Huerta Charter	Math Grade 7	30-34	45-49	15-19	≤ 5	≤ 5
560001	La Academia Dolores Huerta Charter	La Academia Dolores Huerta Charter	Math Grade 8	40-44	45-49	10-14	≤ 5	≤ 5

Partnership for Assessment of Readiness for College and Career (PARCC) Spring 2017

State, Districts, and Schools

In order to meet confidentiality requirements:

- 1) Information is not shown for groups with fewer than 10 students.
- 2) Percentages may be reported in ranges.
- 3) ^ Data from these cells were combined with a neighboring cell.

Levels 4 and 5 are Proficient.

Code	District	School	Assessment	Level 1 (%)	Level 2 (%)	Level 3 (%)	Level 4 (%)	Level 5 (%)
560000	La Academia Dolores Huerta	Districtwide	Algebra 1	^	^	≥ 80	≤ 20	^
560000	La Academia Dolores Huerta	Districtwide	ELA Grade 6	25-29	35-39	30-34	≤ 5	≤ 5
560000	La Academia Dolores Huerta	Districtwide	ELA Grade 7	40-44	30-34	25-29	≤ 5	≤ 5
560000	La Academia Dolores Huerta	Districtwide	ELA Grade 8	30-34	25-29	20-24	15-19	≤ 5
560000	La Academia Dolores Huerta	Districtwide	Math Grade 6	40-44	50-54	6-9	≤ 5	≤ 5
560000	La Academia Dolores Huerta	Districtwide	Math Grade 7	15-19	35-39	45-49	≤ 5	≤ 5
560000	La Academia Dolores Huerta	Districtwide	Math Grade 8	30-39	30-39	20-29	≤ 10	≤ 10


Performance Summary Report for Inspect Grade 8 ELA Interim Orange 2018-2019 Online Only

This report is generated with the following options:

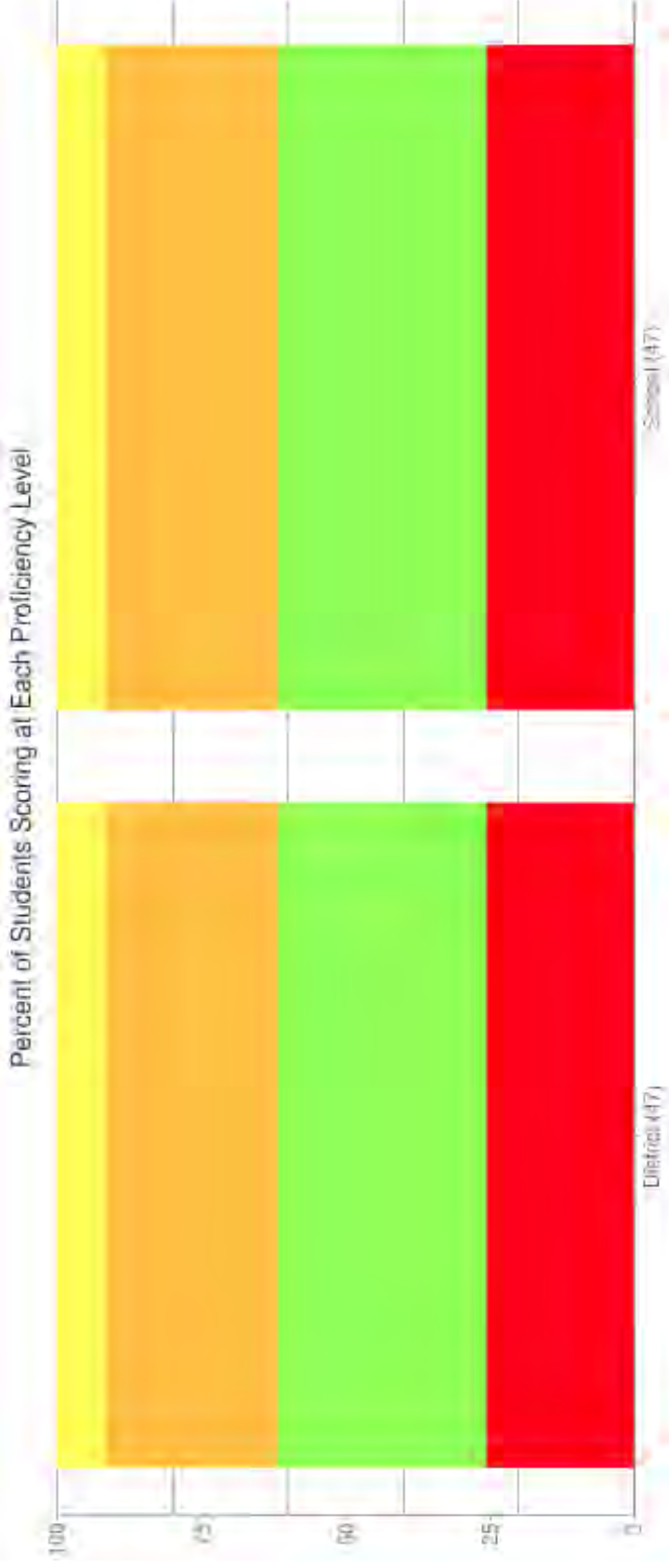
Site: La Academia Dolores Huerta (District)
 Date: Control Panel (11-26-2018)
 Academic Years:
 Group:
 Department:
 Course:
 User:
 Section:
 Student:
 Student Program:
Timeblock:
 English Proficiency:
 Race Slash Ethnicity: All Reported Races
 Non Visibility Group:
 Gender: Male & Female
 Special Education: Special & Non Special Ed
 Socio Economic:
 House:
 Counselor:

	Not Meeting	Partially Met	Approaching	Met Expectations	Exceeds Expectations	Mastered
District (47)	25.53%	36.17%	29.79%	8.51%	0.00%	8.51%
School (47)	25.53%	36.17%	29.79%	8.51%	0.00%	8.51%

Percent of Students Scoring Proficient and Above



Performance Summary Report for Inspect Grade 8 ELA Interim Orange 2018-2019 Online Only

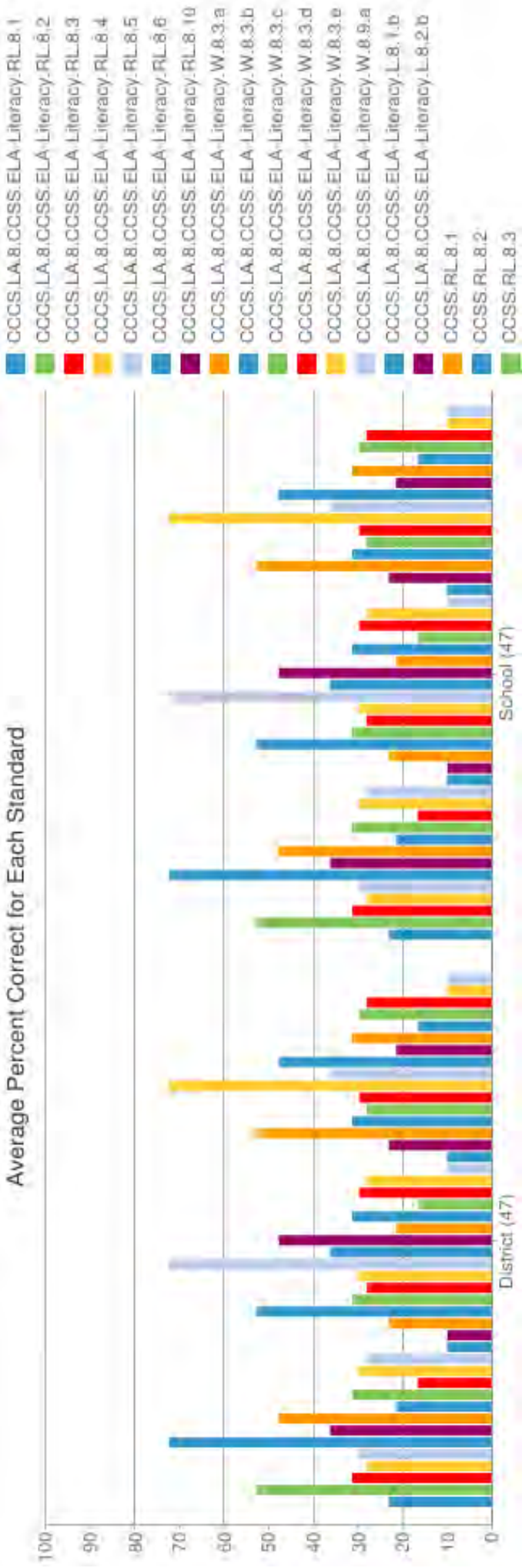


Standard	District (47)	School (47)
CCCS.LA.8.CCSS.ELA-Literacy.RL.8.1	23.40%	23.40%
CCCS.LA.8.CCSS.ELA-Literacy.RL.8.2	53.19%	53.19%
CCCS.LA.8.CCSS.ELA-Literacy.RL.8.3	31.20%	31.20%
CCCS.LA.8.CCSS.ELA-Literacy.RL.8.4	28.37%	28.37%
CCCS.LA.8.CCSS.ELA-Literacy.RL.8.5	29.79%	29.79%
CCCS.LA.8.CCSS.ELA-Literacy.RL.8.6	72.34%	72.34%
CCCS.LA.8.CCSS.ELA-Literacy.RL.8.10	36.17%	36.17%
CCCS.LA.8.CCSS.ELA-Literacy.W.8.3.a	46.81%	46.81%
CCCS.LA.8.CCSS.ELA-Literacy.W.8.3.b	21.28%	21.28%
CCCS.LA.8.CCSS.ELA-Literacy.W.8.3.c	31.91%	31.91%
CCCS.LA.8.CCSS.ELA-Literacy.W.8.3.d	17.02%	17.02%
CCCS.LA.8.CCSS.ELA-Literacy.W.8.3.e	29.79%	29.79%
CCCS.LA.8.CCSS.ELA-Literacy.W.8.9.a	27.66%	27.66%
CCCS.LA.8.CCSS.ELA-Literacy.L.8.1.b	10.64%	10.64%
CCCS.LA.8.CCSS.ELA-Literacy.L.8.2.b	10.64%	10.64%
CCSS.RL.8.1	23.40%	23.40%

Performance Summary Report for Inspect Grade 8 ELA Interim Orange 2018-2019 Online Only

Standard	District (47)	School (47)
CCSS.RL.8.2	53.19%	53.19%
CCSS.RL.8.3	31.20%	31.20%
CCSS.RL.8.4	28.37%	28.37%
CCSS.RL.8.5	29.79%	29.79%
CCSS.RL.8.6	72.34%	72.34%
CCSS.RL.8.10	36.17%	36.17%
CCSS.W.8.3.a	46.81%	46.81%
CCSS.W.8.3.b	21.28%	21.28%
CCSS.W.8.3.c	31.91%	31.91%
CCSS.W.8.3.d	17.02%	17.02%
CCSS.W.8.3.e	29.79%	29.79%
CCSS.W.8.9.a	27.66%	27.66%
CCSS.L.8.1.b	10.64%	10.64%
CCSS.L.8.2.b	10.64%	10.64%
CCSS.CCSS.ELA-Literacy.RL.8.1	23.40%	23.40%
CCSS.CCSS.ELA-Literacy.RL.8.2	53.19%	53.19%
CCSS.CCSS.ELA-Literacy.RL.8.3	31.20%	31.20%
CCSS.CCSS.ELA-Literacy.RL.8.4	28.37%	28.37%
CCSS.CCSS.ELA-Literacy.RL.8.5	29.79%	29.79%
CCSS.CCSS.ELA-Literacy.RL.8.6	72.34%	72.34%
CCSS.CCSS.ELA-Literacy.RL.8.10	36.17%	36.17%
CCSS.CCSS.ELA-Literacy.W.8.3.a	46.81%	46.81%
CCSS.CCSS.ELA-Literacy.W.8.3.b	21.28%	21.28%
CCSS.CCSS.ELA-Literacy.W.8.3.c	31.91%	31.91%
CCSS.CCSS.ELA-Literacy.W.8.3.d	17.02%	17.02%
CCSS.CCSS.ELA-Literacy.W.8.3.e	29.79%	29.79%
CCSS.CCSS.ELA-Literacy.W.8.9.a	27.66%	27.66%
CCSS.CCSS.ELA-Literacy.L.8.1.b	10.64%	10.64%
CCSS.CCSS.ELA-Literacy.L.8.2.b	10.64%	10.64%

Performance Summary Report for Inspect Grade 8 ELA Interim Orange 2018-2019 Online Only




Performance Summary Report for Inspect Grade 7 ELA Interim Orange 2018-2019 Online Only

This report is generated with the following options:

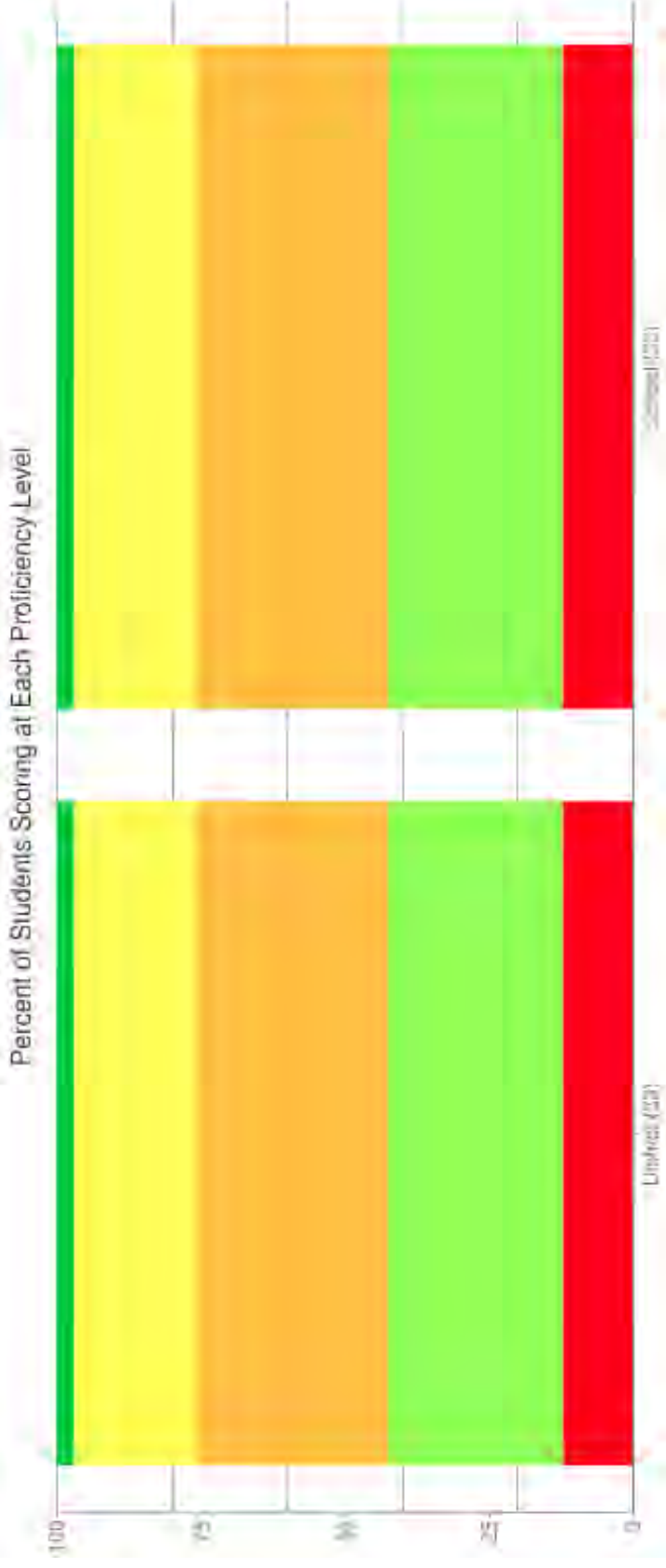
Site: La Academia Dolores Huerta (District)
 Date: Control Panel (11-26-2018)
 Academic Years:
 Group:
 Department:
 Course:
 User:
 Section:
 Student:
 Student Program:
Timeblock:
 English Proficiency:
 Race Slash Ethnicity: All Reported Races
 Non Visibility Group:
 Gender: Male & Female
 Special Education: Special & Non Special Ed
 Socio Economic:
 House:
 Counselor:

	Not Meeting	Partially Met	Approaching	Met Expectations	Exceeds Expectations	Mastered
District (33)	12.12%	30.30%	33.33%	21.21%	3.03%	24.24%
School (33)	12.12%	30.30%	33.33%	21.21%	3.03%	24.24%

Percent of Students Scoring Proficient and Above



Performance Summary Report for Inspect Grade 7 ELA Interim Orange 2018-2019 Online Only

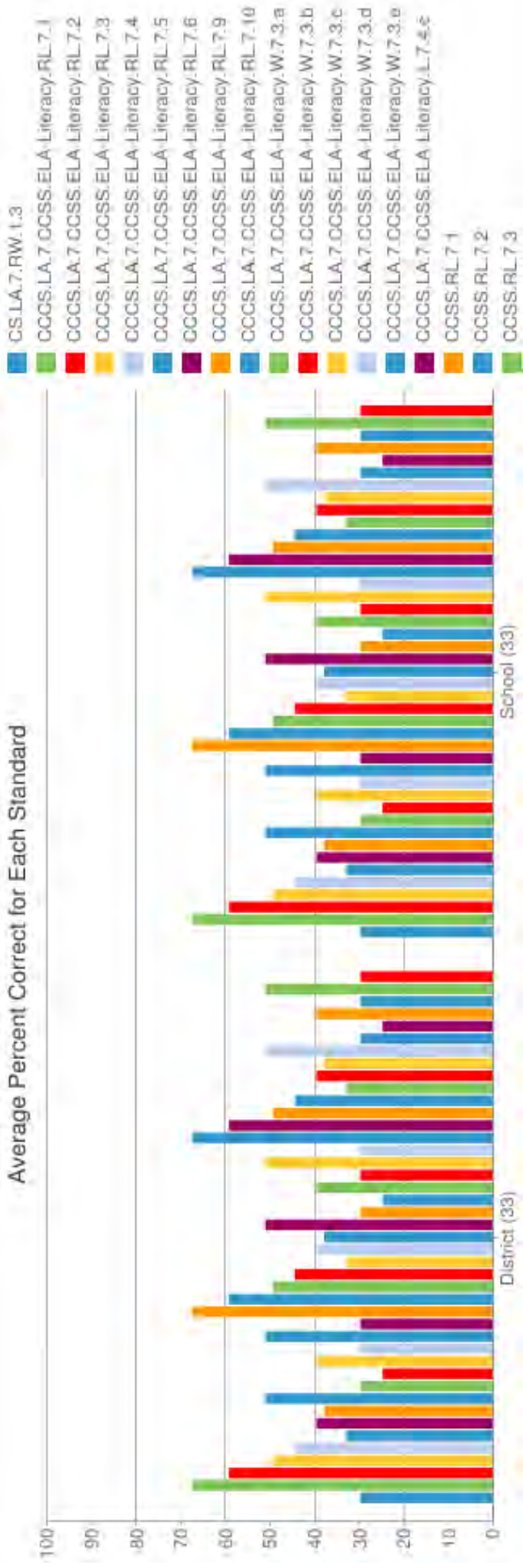


Standard	District (33)	School (33)
CS.LA.7.RW.1.3	30.30%	30.30%
CCCS.LA.7.CCSS.ELA-Literacy.RL.7.1	66.67%	66.67%
CCCS.LA.7.CCSS.ELA-Literacy.RL.7.2	58.59%	58.59%
CCCS.LA.7.CCSS.ELA-Literacy.RL.7.3	48.48%	48.48%
CCCS.LA.7.CCSS.ELA-Literacy.RL.7.4	43.94%	43.94%
CCCS.LA.7.CCSS.ELA-Literacy.RL.7.5	33.33%	33.33%
CCCS.LA.7.CCSS.ELA-Literacy.RL.7.6	39.39%	39.39%
CCCS.LA.7.CCSS.ELA-Literacy.RL.7.9	37.88%	37.88%
CCCS.LA.7.CCSS.ELA-Literacy.RL.7.10	50.65%	50.65%
CCCS.LA.7.CCSS.ELA-Literacy.W.7.3.a	30.30%	30.30%
CCCS.LA.7.CCSS.ELA-Literacy.W.7.3.b	24.24%	24.24%
CCCS.LA.7.CCSS.ELA-Literacy.W.7.3.c	40.15%	40.15%
CCCS.LA.7.CCSS.ELA-Literacy.W.7.3.d	30.30%	30.30%
CCCS.LA.7.CCSS.ELA-Literacy.W.7.3.e	50.50%	50.50%
CCCS.LA.7.CCSS.ELA-Literacy.L.7.4.c	30.30%	30.30%
CCCS.RL.7.1	66.67%	66.67%

Performance Summary Report for Inspect Grade 7 ELA Interim Orange 2018-2019 Online Only

Standard	District (33)	School (33)
CCSS.RL.7.2	58.59%	58.59%
CCSS.RL.7.3	48.48%	48.48%
CCSS.RL.7.4	43.94%	43.94%
CCSS.RL.7.5	33.33%	33.33%
CCSS.RL.7.6	39.39%	39.39%
CCSS.RL.7.9	37.88%	37.88%
CCSS.RL.7.10	50.65%	50.65%
CCSS.W.7.3.a	30.30%	30.30%
CCSS.W.7.3.b	24.24%	24.24%
CCSS.W.7.3.c	40.15%	40.15%
CCSS.W.7.3.d	30.30%	30.30%
CCSS.W.7.3.e	50.50%	50.50%
CCSS.L.7.4.c	30.30%	30.30%
CCSS.CCSS.ELA-Literacy.RL.7.1	66.67%	66.67%
CCSS.CCSS.ELA-Literacy.RL.7.2	58.59%	58.59%
CCSS.CCSS.ELA-Literacy.RL.7.3	48.48%	48.48%
CCSS.CCSS.ELA-Literacy.RL.7.4	43.94%	43.94%
CCSS.CCSS.ELA-Literacy.RL.7.5	33.33%	33.33%
CCSS.CCSS.ELA-Literacy.RL.7.6	39.39%	39.39%
CCSS.CCSS.ELA-Literacy.RL.7.9	37.88%	37.88%
CCSS.CCSS.ELA-Literacy.RL.7.10	50.65%	50.65%
CCSS.CCSS.ELA-Literacy.W.7.3.a	30.30%	30.30%
CCSS.CCSS.ELA-Literacy.W.7.3.b	24.24%	24.24%
CCSS.CCSS.ELA-Literacy.W.7.3.c	40.15%	40.15%
CCSS.CCSS.ELA-Literacy.W.7.3.d	30.30%	30.30%
CCSS.CCSS.ELA-Literacy.W.7.3.e	50.50%	50.50%
CCSS.CCSS.ELA-Literacy.L.7.4.c	30.30%	30.30%

Performance Summary Report for Inspect Grade 7 ELA Interim Orange 2018-2019 Online Only



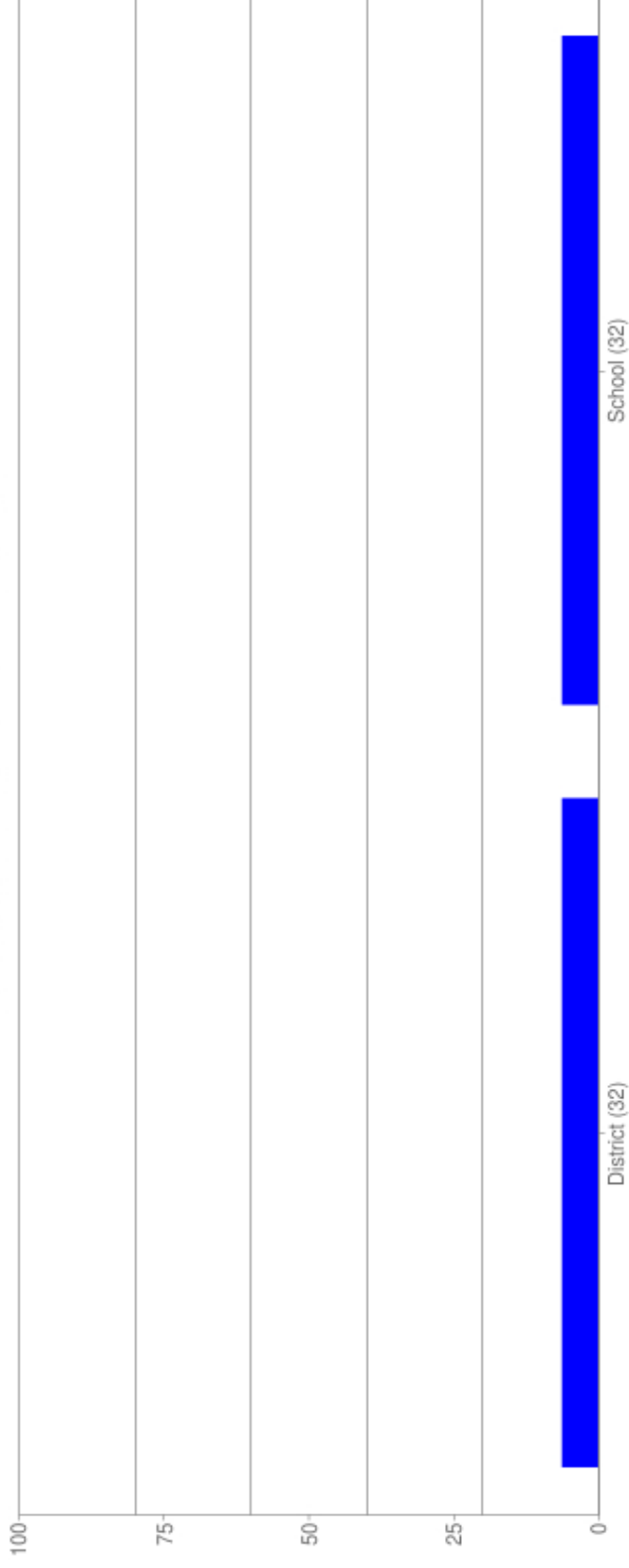
Performance Summary Report for Inspect Grade 7 Math Interim Orange 2018-2019 Online Only

This report is generated with the following options:


Site: La Academia Dolores Huerta (District)
 Date: Control Panel (11-26-2018)
 Academic Years:
 Group:
 Department:
 Course:
 User:
 Section:
 Student:
 Student Program:
Timeblock:
 Grade Level:
 English Proficiency:
 Race Slash Ethnicity: All Reported Races
 Non Visibility Group:
 Gender: Male & Female
 Special Education: Special & Non Special Ed
 Socio Economic:
 House:
 Counselor:

	Not Meeting	Partially Met	Approaching	Met Expectations	Exceeds Expectations	Mastered
District (32)	12.50%	62.50%	18.75%	6.25%	0.00%	6.25%
School (32)	12.50%	62.50%	18.75%	6.25%	0.00%	6.25%

Percent of Students Scoring Proficient and Above



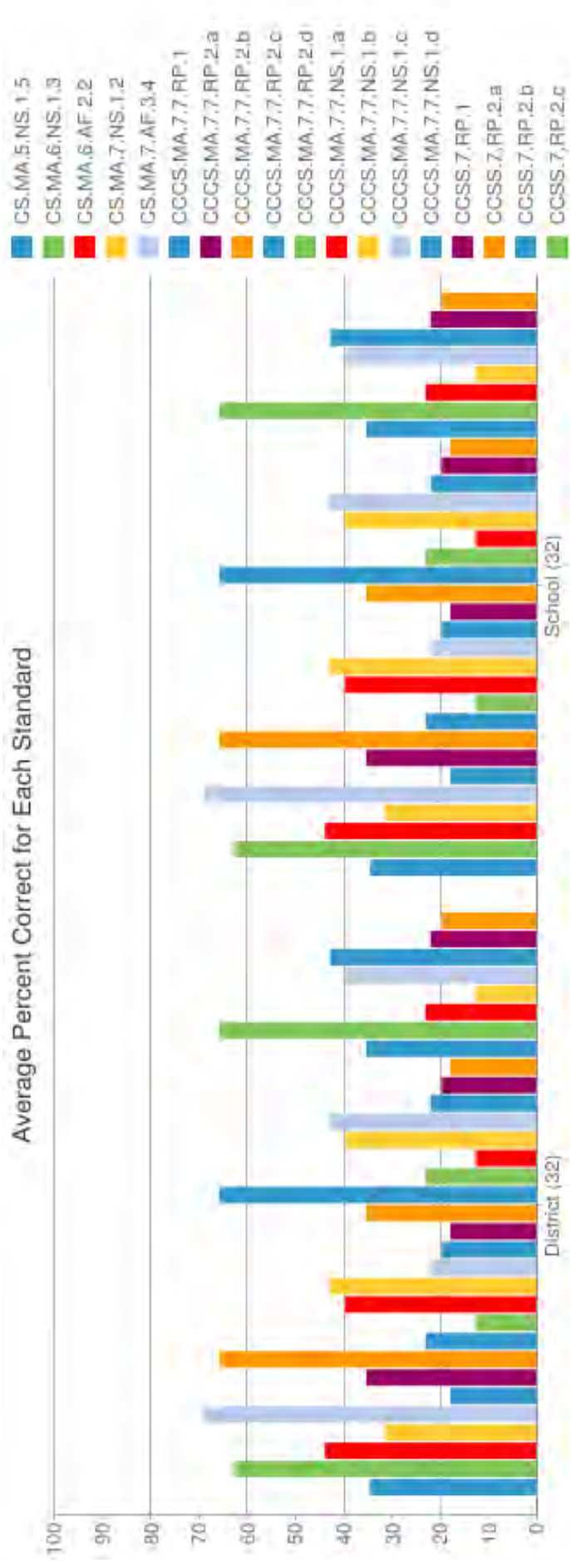
Performance Summary Report for Inspect Grade 7 Math Interim Orange 2018-2019 Online Only



Standard	District (32)	School (32)
CS.MA.5.NS.1.5	34.38%	34.38%
CS.MA.6.NS.1.3	62.50%	62.50%
CS.MA.6.AF.2.2	43.75%	43.75%
CS.MA.7.NS.1.2	31.25%	31.25%
CS.MA.7.AF.3.4	68.75%	68.75%
CCCS.MA.7.7.RP.1	17.71%	17.71%
CCCS.MA.7.7.RP.2.a	35.16%	35.16%
CCCS.MA.7.7.RP.2.b	65.63%	65.63%
CCCS.MA.7.7.RP.2.c	22.91%	22.91%
CCCS.MA.7.7.RP.2.d	12.50%	12.50%
CCCS.MA.7.7.NS.1.a	39.58%	39.58%
CCCS.MA.7.7.NS.1.b	42.71%	42.71%
CCCS.MA.7.7.NS.1.c	21.87%	21.87%
CCCS.MA.7.7.NS.1.d	19.53%	19.53%
CCSS.7.RP.1	17.71%	17.71%
CCSS.7.RP.2.a	35.16%	35.16%

Performance Summary Report for Inspect Grade 7 Math Interim Orange 2018-2019 Online Only

Standard	District (32)	School (32)
CCSS.7.RP.2.b	65.63%	65.63%
CCSS.7.RP.2.c	22.91%	22.91%
CCSS.7.RP.2.d	12.50%	12.50%
CCSS.7.NS.1.a	39.58%	39.58%
CCSS.7.NS.1.b	42.71%	42.71%
CCSS.7.NS.1.c	21.87%	21.87%
CCSS.7.NS.1.d	19.53%	19.53%
CCSS.CCSS.Math.Content.7.RP.A.1	17.71%	17.71%
CCSS.CCSS.Math.Content.7.RP.A.2.a	35.16%	35.16%
CCSS.CCSS.Math.Content.7.RP.A.2.b	65.63%	65.63%
CCSS.CCSS.Math.Content.7.RP.A.2.c	22.91%	22.91%
CCSS.CCSS.Math.Content.7.RP.A.2.d	12.50%	12.50%
CCSS.CCSS.Math.Content.7.NS.A.1.a	39.58%	39.58%
CCSS.CCSS.Math.Content.7.NS.A.1.b	42.71%	42.71%
CCSS.CCSS.Math.Content.7.NS.A.1.c	21.87%	21.87%
CCSS.CCSS.Math.Content.7.NS.A.1.d	19.53%	19.53%




Performance Summary Report for Inspect Grade 8 Math Interim Orange 2018-2019 Online Only

This report is generated with the following options:

Site: La Academia Dolores Huerta (District)
 Date: Control Panel (11-26-2018)
 Academic Years:
 Group:
 Department:
 Course:
 User:
 Section:
 Student:
 Student Program:
Timeblock:
 Grade Level:
 English Proficiency:
 Race Slash Ethnicity: All Reported Races
 Non Visibility Group:
 Gender: Male & Female
 Special Education: Special & Non Special Ed
 Socio Economic:
 House:
 Counselor:


	Not Meeting	Partially Met	Approaching	Met Expectations	Exceeds Expectations	Mastered
District (31)	87.10%	12.90%	0.00%	0.00%	0.00%	0.00%
School (31)	87.10%	12.90%	0.00%	0.00%	0.00%	0.00%

Percent of Students Scoring Proficient and Above



Performance Summary Report for Inspect Grade 8 Math Interim Orange 2018-2019 Online Only

Percent of Students Scoring at Each Proficiency Level



Standard	District (31)	School (31)
CS.MA.7.MG.3.2	19.35%	19.35%
CS.MA.7.SDAP.1.2	19.35%	19.35%
CCCS.MA.8.8.EE.2	8.06%	8.06%
CCCS.MA.8.8.G.1.a	12.90%	12.90%
CCCS.MA.8.8.G.1.b	5.38%	5.38%
CCCS.MA.8.8.G.1.c	29.03%	29.03%
CCCS.MA.8.8.G.2	5.38%	5.38%
CCCS.MA.8.8.G.3	15.05%	15.05%
CCCS.MA.8.8.G.4	5.38%	5.38%
CCCS.MA.8.8.G.5	3.23%	3.23%
CCCS.MA.8.8.SP.1	19.35%	19.35%
CCCS.MA.8.8.SP.2	25.81%	25.81%
CCSS.8.NS.1	0.00%	0.00%
CCSS.8.NS.2	16.13%	16.13%
CCSS.8.EE.2	9.68%	9.68%
CCSS.8.G.2	5.38%	5.38%

Performance Summary Report for Inspect Grade 8 Math Interim Orange 2018-2019 Online Only

Standard	District (37)	School (37)
CCSS.8.G.3	15.05%	15.05%
CCSS.8.G.4	5.38%	5.38%
CCSS.8.G.5	3.23%	3.23%
CCSS.8.SP.1	19.35%	19.35%
CCSS.8.SP.2	25.81%	25.81%
CCSS.8.G.1.a	12.90%	12.90%
CCSS.8.G.1.b	5.38%	5.38%
CCSS.8.G.1.c	29.03%	29.03%
CCSS.CCSS.Math.Content.8.NS.A.1	0.00%	0.00%
CCSS.CCSS.Math.Content.8.NS.A.2	16.13%	16.13%
CCSS.CCSS.Math.Content.8.EE.A.2	9.68%	9.68%
CCSS.CCSS.Math.Content.8.G.A.2	5.38%	5.38%
CCSS.CCSS.Math.Content.8.G.A.3	15.05%	15.05%
CCSS.CCSS.Math.Content.8.G.A.4	5.38%	5.38%
CCSS.CCSS.Math.Content.8.G.A.5	3.23%	3.23%
CCSS.CCSS.Math.Content.8.SP.A.1	19.35%	19.35%
CCSS.CCSS.Math.Content.8.SP.A.2	25.81%	25.81%
CCSS.CCSS.Math.Content.8.G.A.1.a	12.90%	12.90%
CCSS.CCSS.Math.Content.8.G.A.1.b	5.38%	5.38%
CCSS.CCSS.Math.Content.8.G.A.1.c	29.03%	29.03%

Performance Summary Report for Inspect Grade 8 Math Interim Orange 2018-2019 Online Only

