

SNAP SHOT SESSION

Healthy Schools Grant

Spring Training



Where Do We Start?

NM School-based Data Reporting:
Youth Risk and Resiliency Survey (YRRS)
&
School Health Profiles (SHP) Survey

Robyn L. Viera, MA
Scientific Research Manager,
UNM Prevention Research Center

April 4, 2019

Objectives

- During this session you will:
 - Become familiar with the 2017 NM-YRRS,
 - Learn YRRS indicators tracked for the Healthy Schools grant,
 - Review 2017 YRRS data for LEA regions in NM,
 - Learn about the School Health Profiles (SHP) Survey.

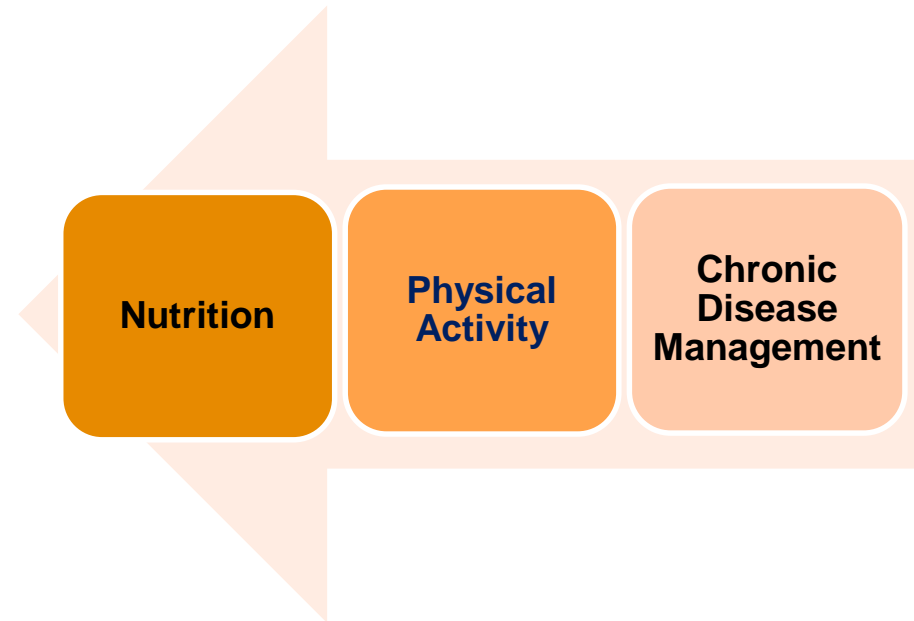
What is the NM-YRRS?

- Part of national **Youth Risk Behavior Survey (YRBS)**
 - Designed and coordinated by CDC
 - Conducted by CDC and state education and health agencies
- **Collects information on:**
 - **Behaviors** that risk student health (most from YRBS)
 - **Protective** (resiliency) factors (*state added*)

NM-YRRS Topics

- **Types of Questions in YRRS**

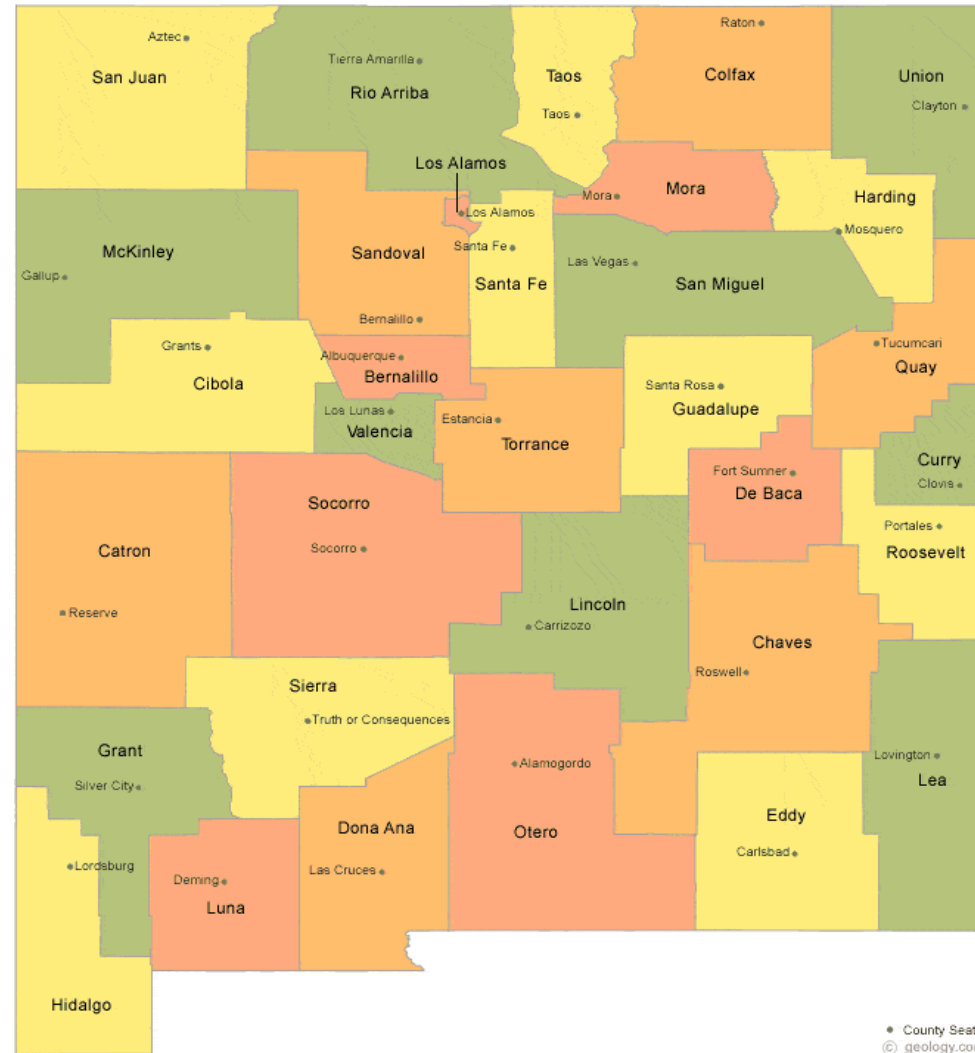
- Mental Health
- Tobacco Use
- Alcohol
- Drug Use
- Access to Drugs & Alcohol
- Sexual Behavior
- Body Weight
- Violence and Bullying
- Personal Safety
- Resiliency/Protective Factors
(State added)



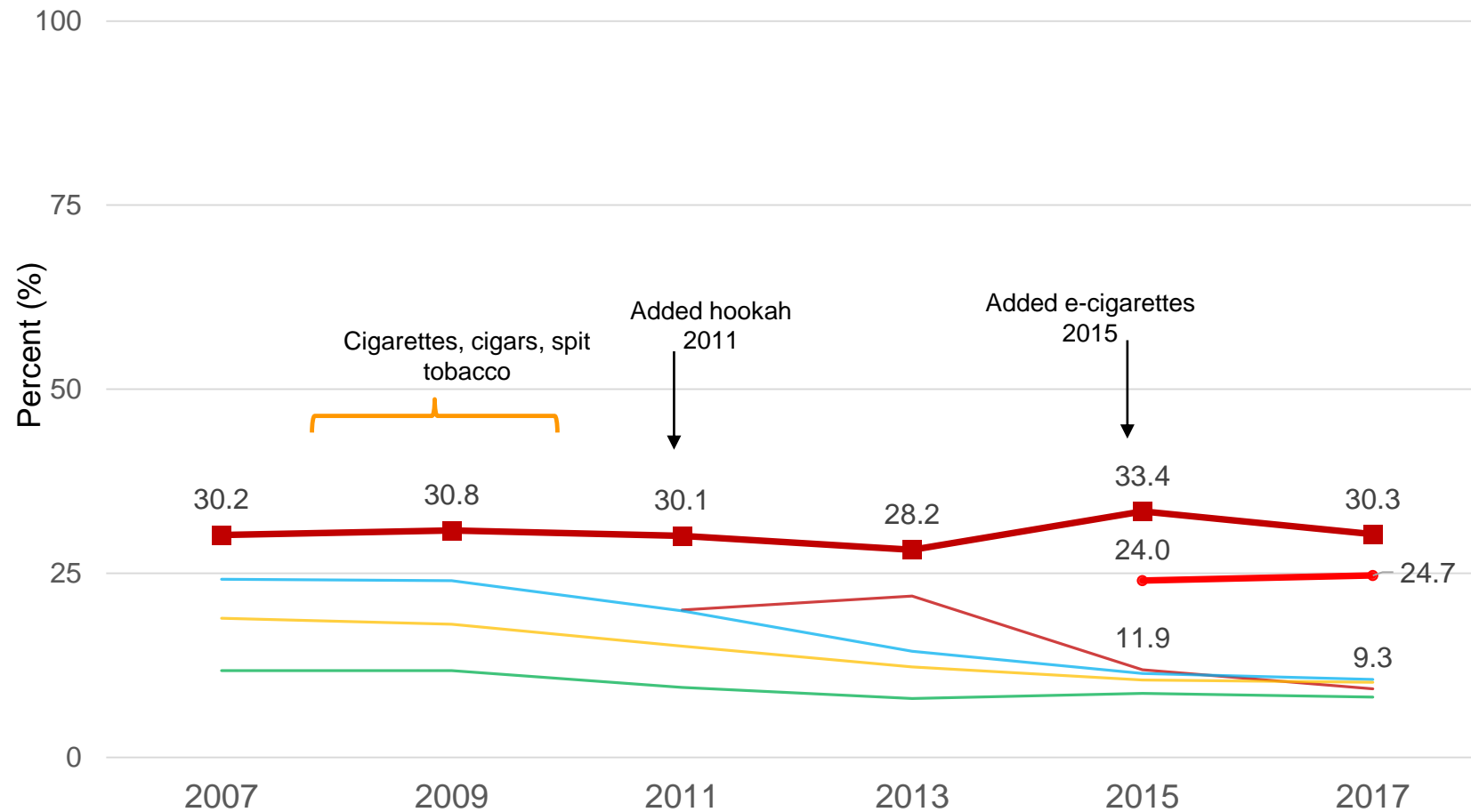
**Topics in YRRS related to
Healthy Schools Grant**

New Mexico

2017 NM-YRRS Data

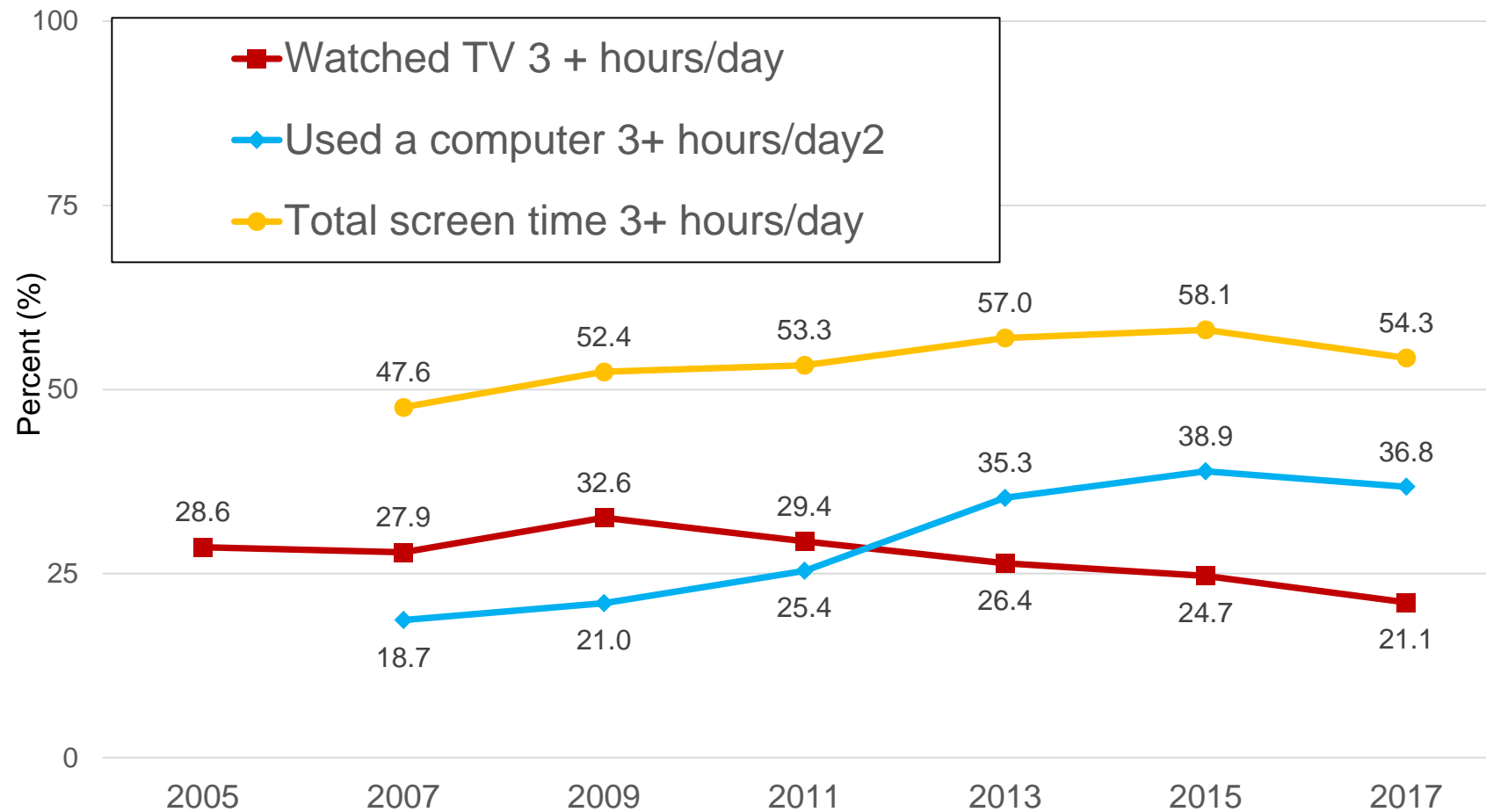


Current Tobacco Use Grades 9-12, 2005-2017, NM-YRRS



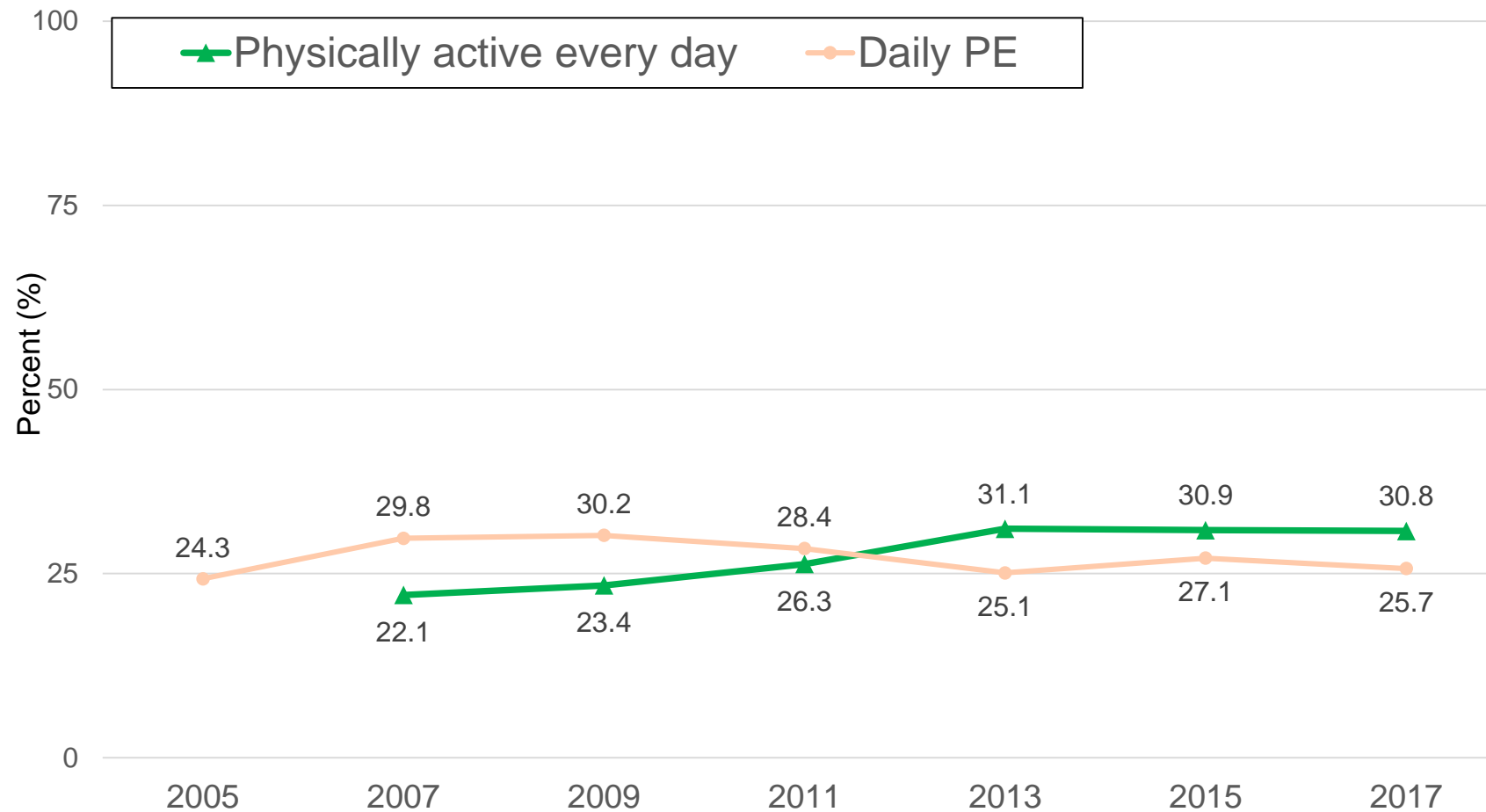
Physical Activity

Grades 9-12, 2005-2017, NM-YRRS



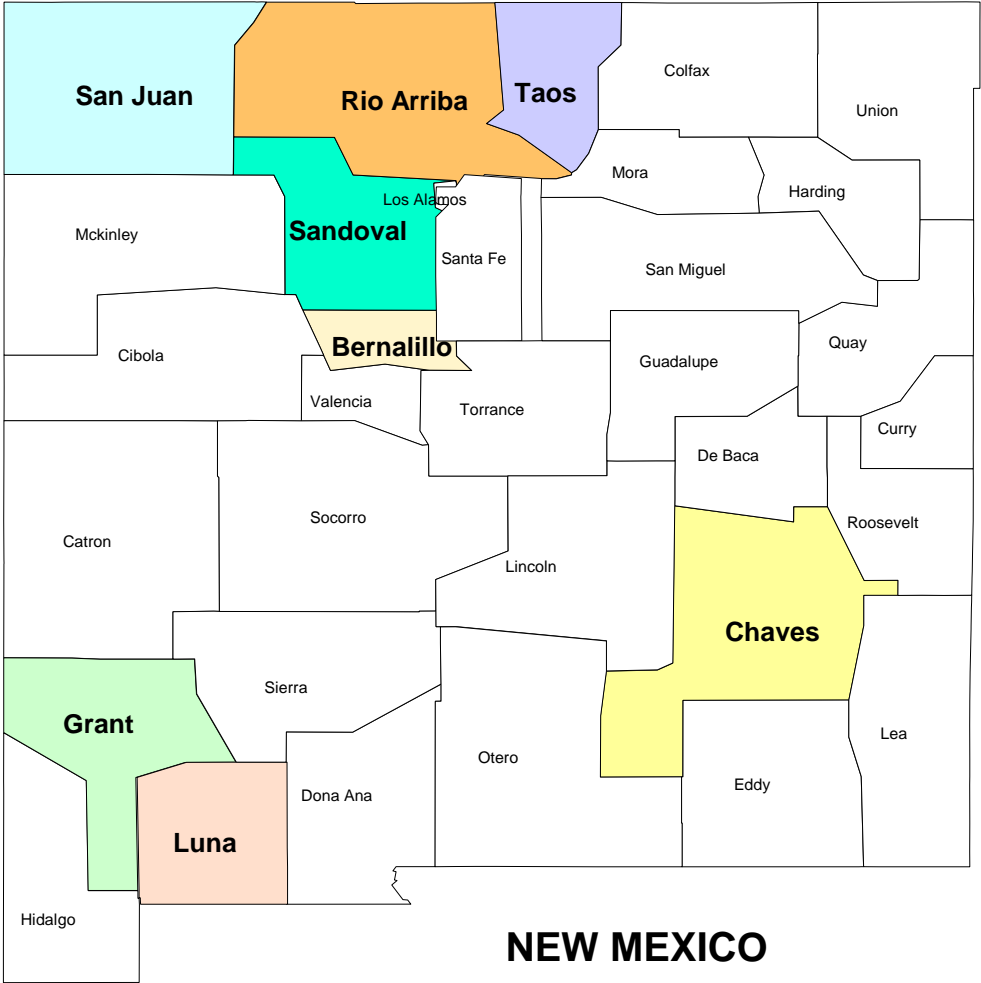
Physical Activity

Grades 9-12, 2005-2017, NM-YRRRS



Healthy Schools LEA Districts

2017 NM-YRRS Data

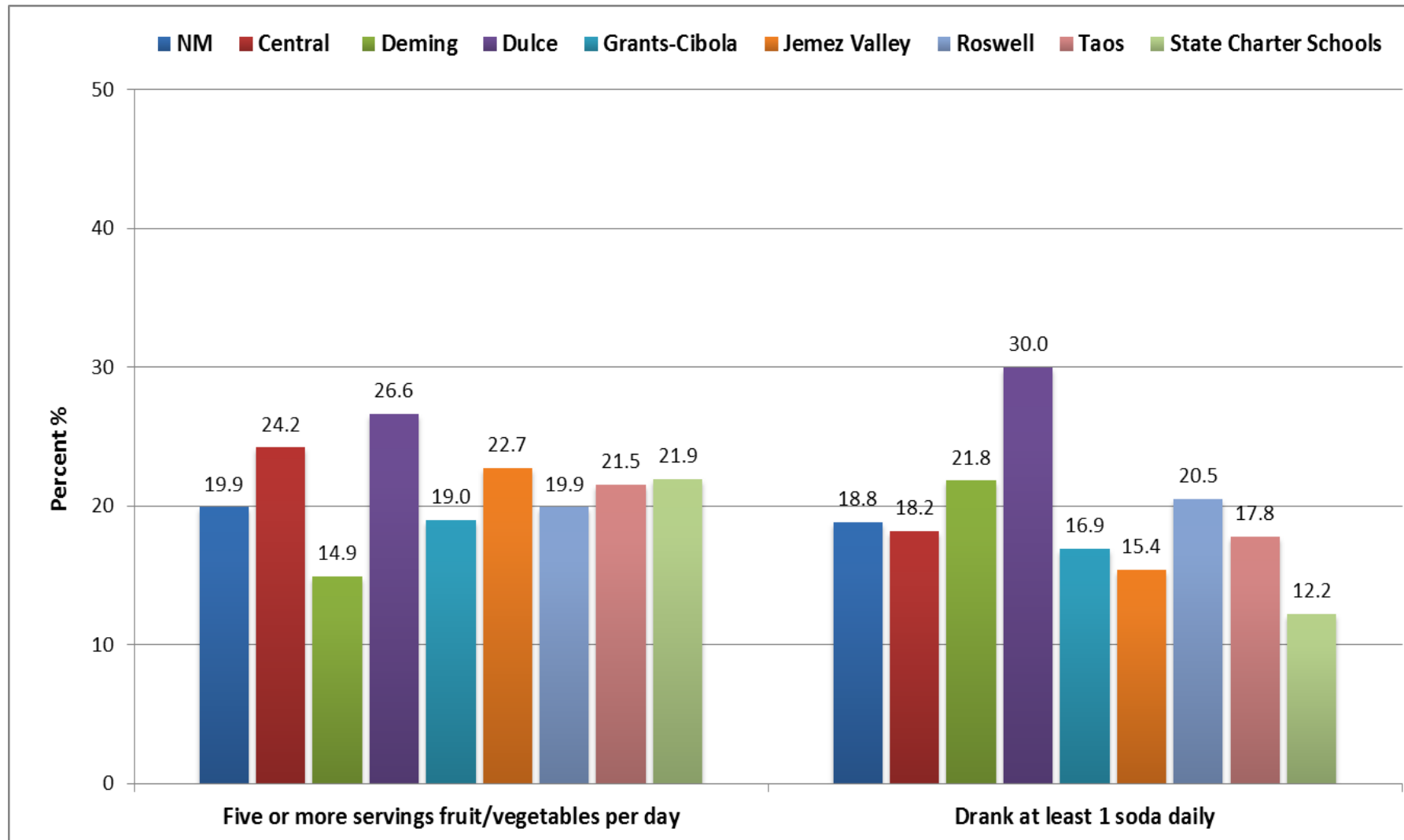


YRRS Reporting - LEA Districts

- **Central Consolidated Schools** San Juan
- **Deming Public Schools** Luna
- **Dulce Independent Schools** Rio Arriba
- **Grants-Cibola County Schools** Grants
- **Jemez Valley Public Schools** Sandoval
- **North Valley Academy** Charter (State)
- **Roswell Independent School District** Chaves
- **Taos Municipal Schools** Taos

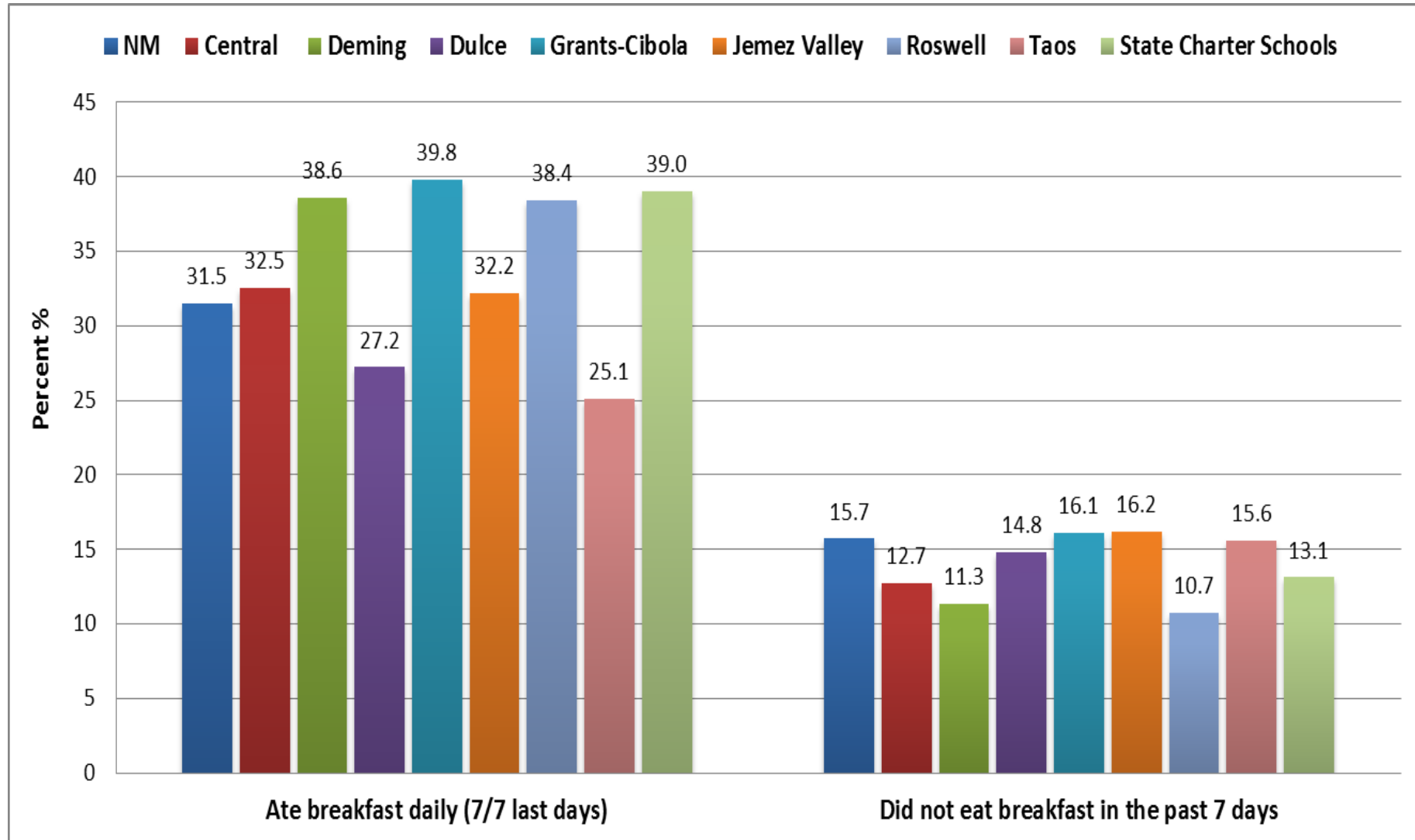
Nutrition

Grades 9-12, 2017, NM-YRRRS, NM & Healthy Schools LEA Districts



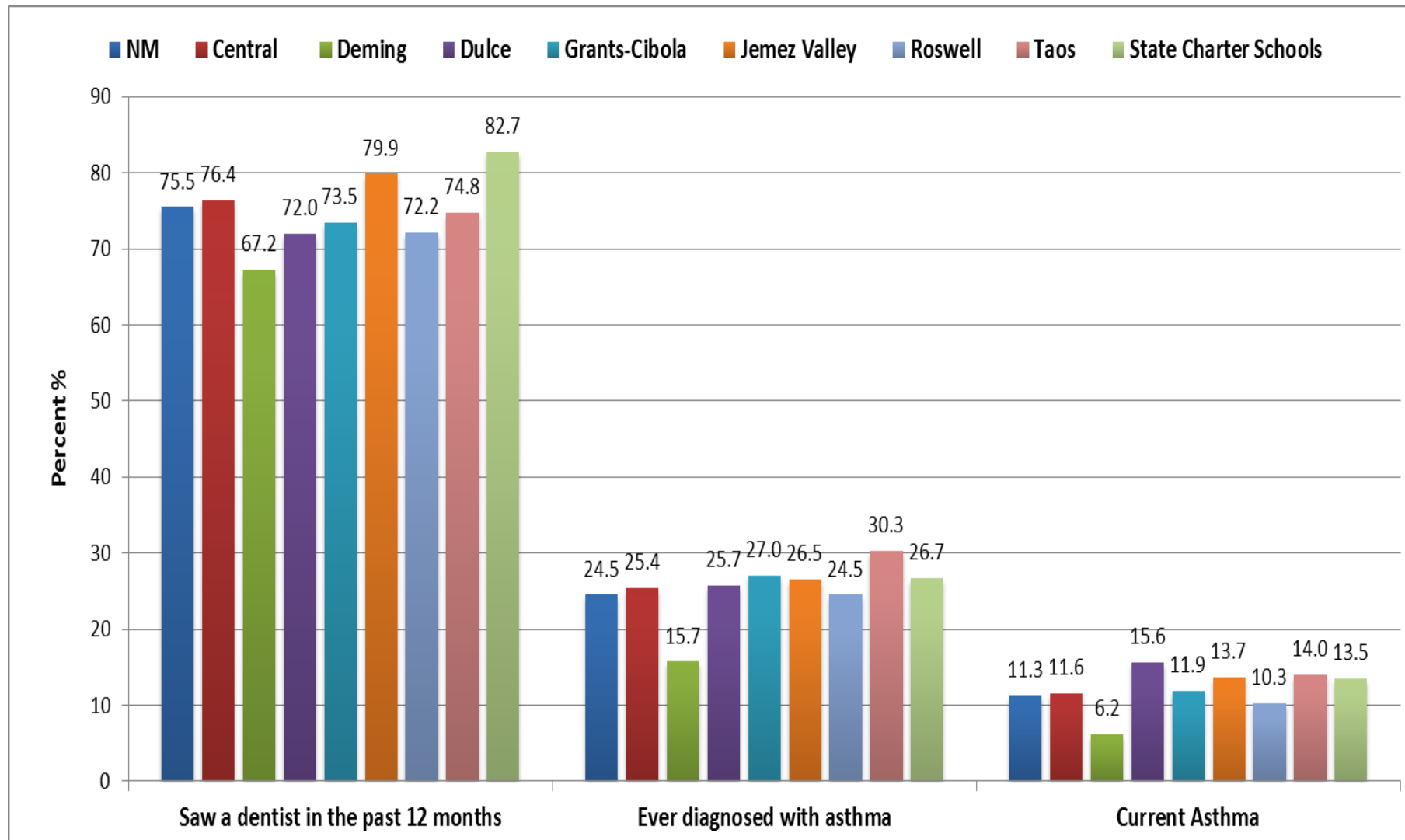
Nutrition

Grades 9-12, 2017, NM-YRRRS, NM & Healthy Schools LEA Districts



Chronic Disease

Grades 9-12, 2017, NM-YRRRS, NM & Healthy Schools LEA Districts



LEA YRRS Data

Review NM-YRRS 2017 data with LEAs to understand key indicators tracked during the Healthy Schools grant

Questions to ask as you review the data reports and handouts:

1. *What results stand out to you?*
2. *How can you use this data in your work?*

YRRS Summary – NM

Decreasing rates

↓ Cigarettes

- Overall tobacco use did not decrease
- ✓ The “e-cigarette impact”

Increasing rates

↑ Physical activity

↑ Computer screen viewing time

↑ Feelings of sadness/hopelessness

YRRS Summary – LEA Districts

High school students (Grades 9-12) in the 8 LEA districts –

- **21.3%** ate 5 or more servings of **fruits** and **vegetables** *per day* (Carrots Rule!),
- **34.1%** ate **Breakfast** *DAILY*,
- **13.8%** ***Did Not Eat A Daily Breakfast***,
- **12.1%** *currently have Asthma, and*
- **25.2%** have been ***Diagnosed*** with **Asthma** *at one time in their lives*,
- **74.8%** saw a **Dentist** in the *past 12 months* (fall 2017).

School Health Profiles (SHP) Survey

- **NM** is part of the **CDC** national **SHP Survey**
- **Conducted** every 2 years
 - Even numbered years - 2020, 2022, 2024...
- Survey of **NM Public Schools** to determine status of:
 - Health education,
 - Physical education and physical activity,
 - Safe and supportive environments,
 - School-based health services,
 - School health coordination,
 - School health policies related to tobacco-use prevention and nutrition,
 - Family engagement and community involvement.

SHP Participation


- **NM Public School Districts**
- **Middle** and **high** school principals and lead health education (LHE) teachers.
- Survey done in **2 parts**:
 - **Principal Survey**
 - Principals provide information related to school health policies, procedures, and activities.
 - **Lead Health Educator (LHE) Survey**
 - Lead Health Educators (LHEs) provide input on specific programs and services.

SHP Results

- ❖ **Data collection** for 2018 SHP is complete,
- ❖ **Analysis** is underway for New Mexico's participating districts,
- ❖ **Results** data brief will be prepared for the **LEAs**,
- ❖ **Reports** expected by summer 2019...

In Closing...

- **NM-YRRS** and **SHP** will be important instruments as we move forward with the Healthy Schools grant.



- **Results** will be **tracked** for each LEA in **2019 (YRRS)** and **2020 (SHP)**.

Questions?



Thank You!

Contact Information

Robyn L. Viera, UNM PRC

505-272-4462

rviera@salud.unm.edu

