



EXHIBIT A (13000 - FINAL FY21-22)



State of New Mexico (13000) 1% ERB DISTRIBUTION-TRANSPORTATION


OBMS ENTITY CODE	LOCAL EDUCATION AGENCY	FINAL ALLOCATION
46	Alamogordo Public Schools	\$ 5,744
1	Albuquerque Public Schools	\$ 82,678
30	Animas Public Schools	\$ 403
22	Artesia Public Schools	\$ 783
64	Aztec Municipal Schools	\$ 5,917
87	Belen Consolidated Schools	\$ 9,872
61	Bernalillo Public Schools	\$ 5,760
66	Bloomfield Schools	\$ 5,304
40	Capitan Municipal Schools	\$ 1,706
37	Carrizozo Municipal Schools	\$ 160
67	Central Consolidated Schools	\$ 14,146
53	Chama Valley Independent Schools	\$ 1,558
8	Cimarron Municipal Schools	\$ 2,350
84	Clayton Municipal Schools	\$ 718
48	Cloudcroft Municipal Schools	\$ 1,247
62	Cuba Independent Schools	\$ 4,728
42	Deming Public Schools	\$ 1,924
85	Des Moines Municipal Schools	\$ 1,049
6	Dexter Consolidated Schools	\$ 2,111
60	Dora Consolidated Schools	\$ 1,490
54	Dulce Independent Schools	\$ 1,313
58	Elida Municipal Schools	\$ 358
55	Española Public Schools	\$ 5,641
80	Estancia Municipal Schools	\$ 1,810
32	Eunice Public Schools	\$ 1,314
65	Farmington Municipal Schools	\$ 19,738
59	Floyd Municipal Schools	\$ 697
16	Fort Sumner Municipal Schools	\$ 1,625
19	Gadsden Independent Schools	\$ 392
43	Gallup-McKinley County Schools	\$ 35,339
88	Grants/Cibola County Schools	\$ 5,744
18	Hatch Valley Public Schools	\$ 4,020
33	Hobbs Municipal Schools	\$ 433
39	Hondo Valley Public Schools	\$ 499
50	House Municipal Schools	\$ 284

EXHIBIT A (13000 - FINAL FY21-22)



State of New Mexico (13000) 1% ERB DISTRIBUTION-TRANSPORTATION

OBMS ENTITY CODE	LOCAL EDUCATION AGENCY	FINAL ALLOCATION
34	Jal Public Schools	\$ 475
56	Jemez Mountain Public Schools	\$ 1,051
63	Jemez Valley Public Schools	\$ 1,081
7	Lake Arthur Municipal Schools	\$ 212
69	Las Vegas City Public Schools	\$ 2,405
51	Logan Municipal Schools	\$ 129
29	Lordsburg Municipal Schools	\$ 550
41	Los Alamos Public Schools	\$ 3,552
86	Los Lunas Public Schools	\$ 15,699
21	Loving Municipal Schools	\$ 663
31	Lovington Municipal Schools	\$ 6,477
75	Magdalena Municipal Schools	\$ 1,371
11	Maxwell Municipal Schools	\$ 419
14	Melrose Municipal Schools	\$ 166
78	Mesa Vista Consolidated Schools	\$ 528
44	Mora Independent Schools	\$ 1,125
81	Moriarty-Edgewood School District	\$ 6,818
70	Pecos Independent School District	\$ 1,632
77	Peñasco Independent Schools	\$ 1,393
72	Pojoaque Valley Public Schools	\$ 892
3	Quemado Independent Schools	\$ 718
79	Questa Independent Schools	\$ 77
9	Raton Public Schools	\$ 1,810
2	Reserve Independent Schools	\$ 863
83	Rio Rancho Public Schools	\$ 12,127
27	Roy Municipal Schools	\$ 582
52	San Jon Municipal Schools	\$ 72
71	Santa Fe Public Schools	\$ 18,447
25	Santa Rosa Consolidated Schools	\$ 2,422
23	Silver Consolidated School District	\$ 661
74	Socorro Consolidated Schools	\$ 3,292
10	Springer Municipal Schools	\$ 420
76	Taos Municipal Schools	\$ 2,824
35	Tatum Municipal Schools	\$ 677
73	Truth or Consequences Municipal Schools	\$ 4,689

EXHIBIT A (13000 - FINAL FY21-22)**State of New Mexico (13000) 1% ERB DISTRIBUTION-TRANSPORTATION**

OBMS ENTITY CODE	LOCAL EDUCATION AGENCY	FINAL ALLOCATION
49	Tucumcari Public Schools	\$ 1,578
47	Tularosa Municipal Schools	\$ 429
26	Vaughn Municipal Schools	\$ 564
45	Wagon Mound Public Schools	\$ 382
68	West Las Vegas Public Schools	\$ 1,529
89	Zuni Public School District	\$ 3,744
	GRAND TOTAL	\$ 333,400