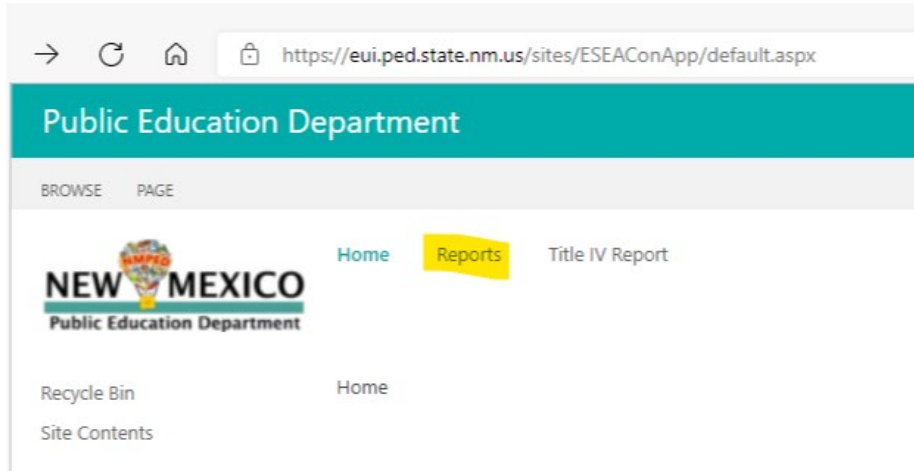


## How to Retrieve a Copy of the Title II Application

### Step 1

Select Reports (highlighted in yellow)



### Step 2

Select the folder entitled "Title II"

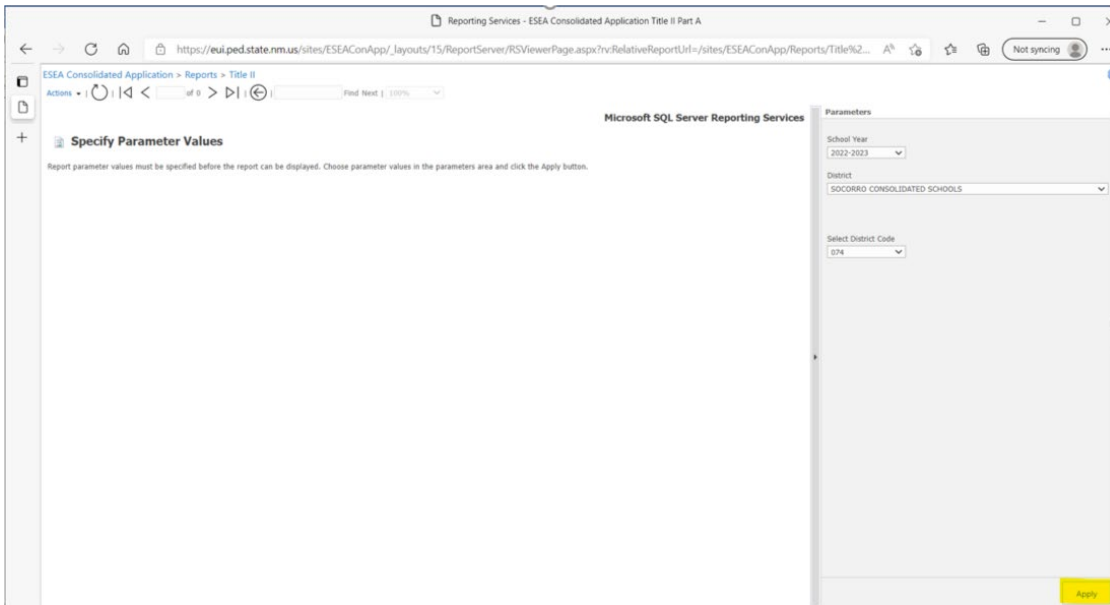


*Step 3 (reference highlight) Open*

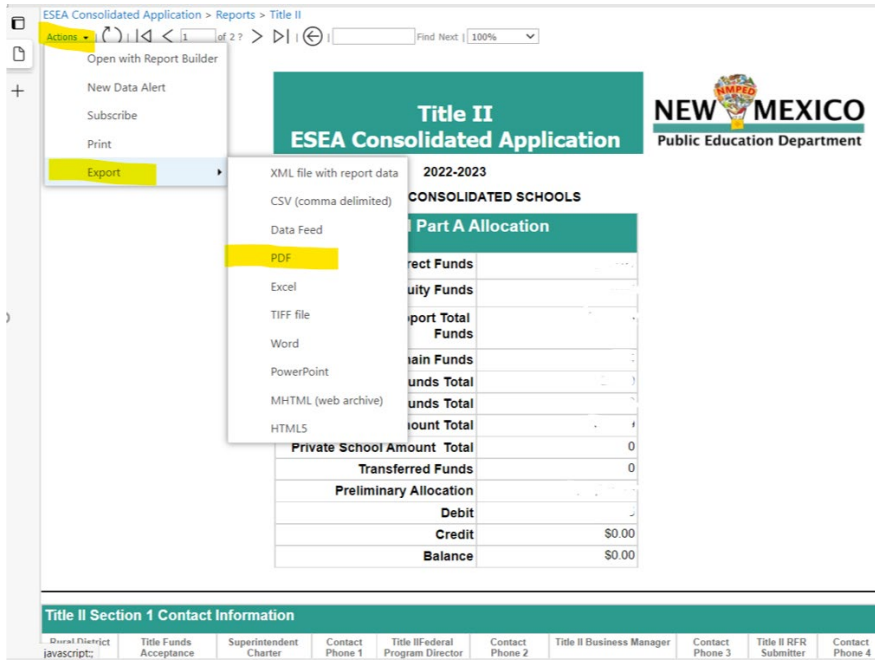


*Step 4*

*Reference highlight: Enter School Year and District (District code will populate by default) Apply*



**Step 5**  
*Select Actions (reference highlight) Export to PDF*



The screenshot shows the 'ESEA Consolidated Application > Reports > Title II' interface. The 'Export' menu is open, listing various file formats. The 'PDF' option is highlighted in yellow. The main content area displays a report for the 2022-2023 school year, titled 'Title II ESEA Consolidated Application'. The report includes a table for 'Part A Allocation' and a 'Title II Section 1 Contact Information' table at the bottom.

2022-2023	
<b>CONSOLIDATED SCHOOLS</b>	
<b>Part A Allocation</b>	
Direct Funds	
Indirect Funds	
Report Total Funds	
Private Funds	
Private Total	
Private School Amount Total	0
Transferred Funds	0
Preliminary Allocation	
Debit	
Credit	\$0.00
Balance	\$0.00

Title II Section 1 Contact Information									
District Director	Title Funds Acceptance	Superintendent Charter	Contact Phone 1	Title II Federal Program Director	Contact Phone 2	Title II Business Manager	Contact Phone 3	Title II RFR Submitter	Contact Phone 4