



STATE OF NEW MEXICO
PUBLIC EDUCATION DEPARTMENT
300 DON GASPAR
SANTA FE, NEW MEXICO 87501-2786
Telephone (505) 827-5800
www.ped.state.nm.us

KURT STEINHAUS, ED.D.
SECRETARY OF EDUCATION

MICHELLE LUJAN GRISHAM
GOVERNOR

**Charter Schools Division
2021-22 Preliminary¹ Annual Report
October 19, 2022**

School Name: New Mexico Connections Academy

School Address: 130 Siringo Road, Santa Fe, NM 87505

Head Administrator: Sandy Beery

Governing Board Chair: Mark Boitano

Business Manager: Ashley Woodard

Authorized Grade Levels: 4-12

Authorized Enrollment: 2,000

2021-22 EOY Enrollment: 1,266

Contract Term: 2018-2023

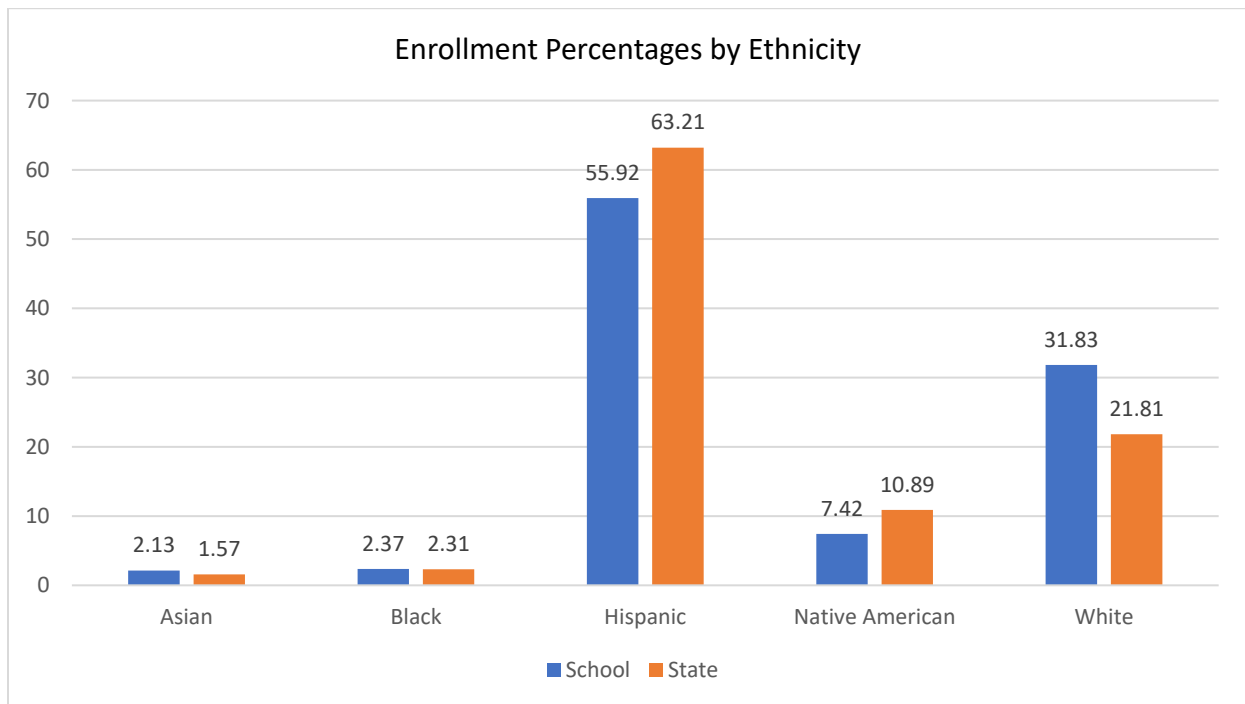
Mission: The mission of New Mexico Connections Academy (NMCA) is to help each 4-12 the grade student, throughout the state of New Mexico who needs an alternative to the traditional classroom for a particular time period, maximize his or her potential and meet the highest performance standards through a uniquely individualized learning program, access to high quality NM-certified teachers, and high parental involvement. The mission will also include a school-with-in-a-school model with a focus on science, technology, engineering, and math (STEM).

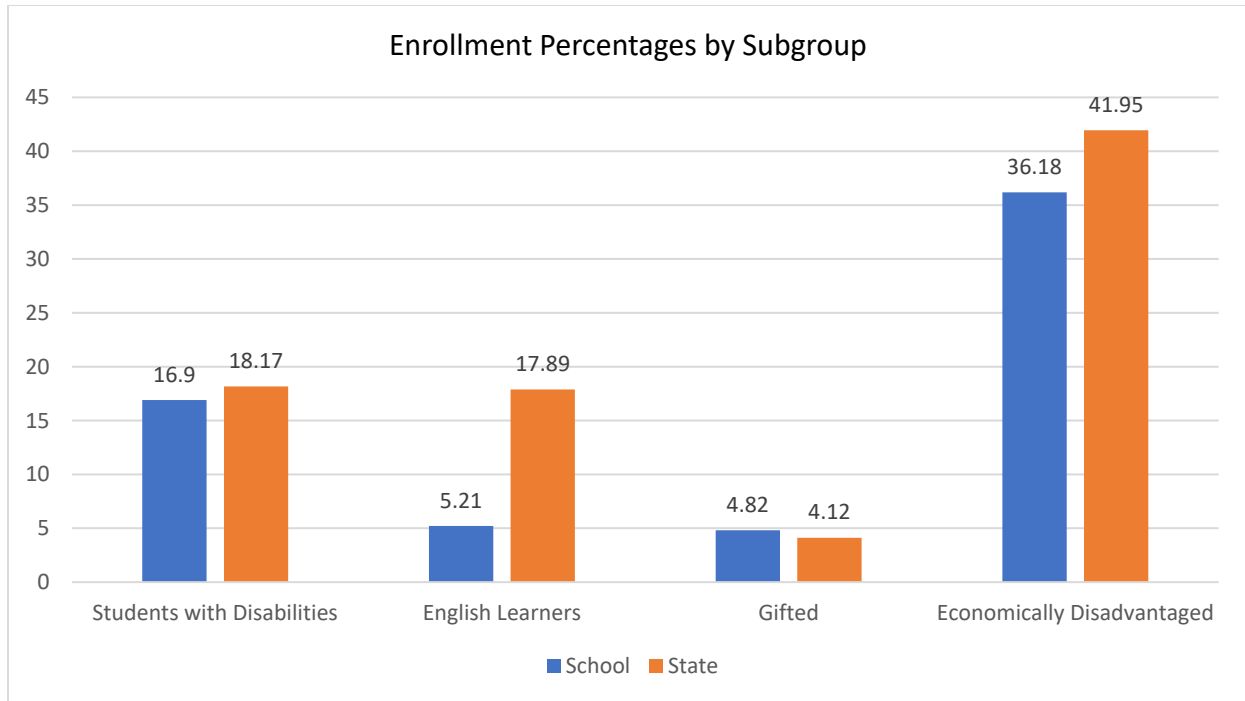
New Mexico Connections Academy opened in 2013-14 as an all-virtual school serving students throughout New Mexico. After an initial non-renewal vote in 2017, NMCA was approved for a contract without conditions for 2018-23.

¹ State accountability data are not available at this time (see below under Academic Performance). When the data are available, the CSD will issue a final report.

The primary building blocks of NMCA’s instructional approach are individualized instruction through a personalized learning plan (PLP) and active parental involvement. A parent, guardian, or other responsible adult serves as their student’s virtual school Learning Coach, taking an active role in their child’s daily education. The school provides support for learning coaches. Lessons and activities may include but are not limited to field trips, guest speakers, and community service opportunities. The original model included a school-within-a-school STEM Academy, but data indicated that this model was not the best way to provide STEM instruction to students. The school currently provides a fully array of STEM courses, and plans to omit the school-within-a-school component from their next contract.

Demographics as reported in STARS 2021-22 End of Year (EOY)





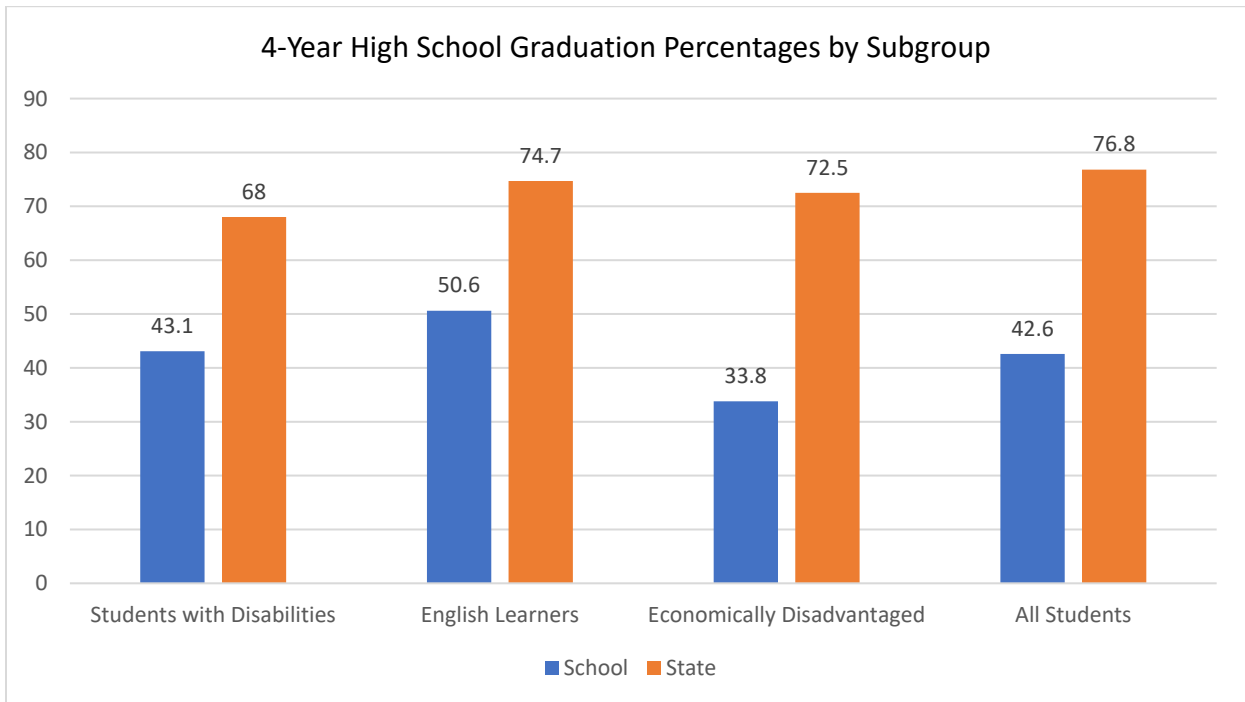
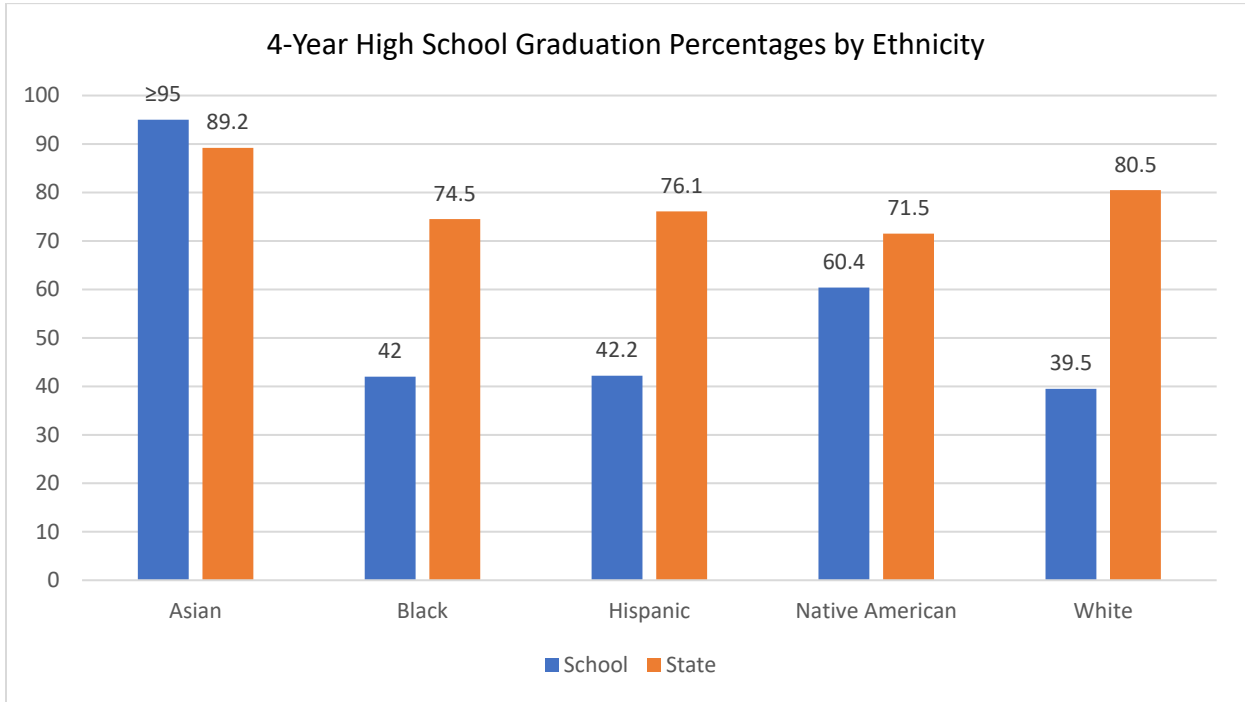
Academic Performance

State Accountability System:

The New Mexico State Accountability System gives every public school in the state an overall score. Schools with an overall score that places them in the top 25% of schools in the state are awarded the Spotlight designation. Schools that score in the top 10% for any individual measure in the accountability system are awarded a Designation of Excellence (DOE) for that measure. Overall scores and designations will not be available until November, and therefore ratings on Academic Indicators 1 and 2 of the Performance Framework cannot be given at this time.

Preliminary proficiency data were provided to schools, on August 31, 2022. The PED Research, Evaluation, and Accountability (REA) Bureau will calculate final percentages for reading, math, and science proficiency after schools have validated the data. When these data are available, the CSD will provide an updated 2021-22 Annual Report.

High School Graduation: 2021 Cohort



Mission-Specific Goals:

80% or more of students in grades 4 through 8, enrolled on both the 40th and 120th day, will complete the grade level AND 70% of students in grades 9 through 12, enrolled on both the 40th and 120th day, will earn a minimum of 6 credits (or, if taking fewer than 6 credits, students will complete all credits in which they are enrolled).

Performance Level	Target	Points
Exceeds Standard	90% or more of students in grades 4 through 8, enrolled on both the 40th and 120th day, will complete the grade level AND 75% or more of students in grades 9 through 12, enrolled on both the 40th and 120th day, will earn a minimum of 6 credits (or, if taking fewer than 6 credits, students will complete all credits in which they are enrolled).	100
Meets Standard	80-89% of students in grades 4 through 8, enrolled on both the 40th and 120th day, will complete the grade level AND 75% or more of students in grades 9 through 12, enrolled on both the 40th and 120th day, will earn a minimum of 6 credits (or, if taking fewer than 6 credits, students will complete all credits in which they are enrolled).	75
Does Not Meet Standard	75-79% of students in grades 4 through 8, enrolled on both the 40th and 120th day, will complete the grade level AND 75% or more of students in grades 9 through 12, enrolled on both the 40th and 120th day, will earn a minimum of 6 credits (or, if taking fewer than 6 credits, students will complete all credits in which they are enrolled).	25
Falls Far Below Standard	Below 79% of students in grades 4 through 8, enrolled on both the 40th and 120th day, will complete the grade level AND 75% or more of students in grades 9 through 12, enrolled on both the 40th and 120th day, will earn a minimum of 6 credits (or, if taking fewer than 6 credits, students will complete all credits in which they are enrolled).	0

Rating: Meets Standard

Organizational Performance Framework

Overall Rating: Meets Standard

Pursuant to the [PEC Performance Framework and Accountability System \(2019\)](#), schools receive ratings of **Meets Standard**, **Working to Meet Standard**, or **Does Not Meet Standard** for individual indicators in the organizational framework, which includes financial indicators. Explanations for any rating other than Meets Standard are provided below.

The school also receives an overall rating of either **Meets Standard** or **Does Not Meet Standard** for the year. If a school receives a **Does Not Meet Standard** rating for three or more indicators, it will receive an overall rating of **Does Not Meet Standard**.

If a school receives a **Does Not Meet Standard** rating, on any indicator, the CSD and PEC may conduct a closer review the following year on that indicator, and/or the PEC may require the school to submit a corrective action plan to specify actions and a timeline to correct the performance deficiency.

A school may receive a **Working to Meet Standard** rating on multiple indicators and still receive an overall rating of **Meets Standard**. If a school receives this rating across multiple years, the CSD and PEC may conduct a closer review the following year on that indicator, and the school will need to address the issue in its renewal application at the end of its charter term.

A CSD recommendation of non-renewal or renewal with conditions will be made based upon the aggregate of **Does Not Meet Standard** and repeated **Working to Meet Standard** ratings over the course of the charter term.

2021-22 Performance Framework Ratings	NMCA
Academic Performance	
1 State Accountability System	
2 Subgroup Performance	
3 Mission-Specific Goals	Meets Standard
Organizational and Financial Performance	
1a Mission and Educational Program	Working to Meet Standard
1b State Assessment Requirements	Does Not Meet Standard
1c Rights of Students with Disabilities	Meets Standard
1d Rights of English Learners	Meets Standard
1e Meeting Program Requirements	Meets Standard
1f NM DASH Plan	Working to Meet Standard
2a Financial Reporting and Compliance	Meets Standard
2b Accounting Principles	Meets Standard
2c Responsive to Audit Findings	Meets Standard
2d Managing Grant Funds	Meets Standard
2e Staffing for Fiscal Management	Meets Standard
2f Internal Controls	Meets Standard
3a Governance Requirements	Meets Standard
3b Nepotism, Conflict of Interest	Meets Standard
3c Reporting Requirements	Meets Standard
4a Rights of All Students	Meets Standard
4b Attendance and Retention	Working to Meet Standard
4c Staff Credentialing	Meets Standard
4d Employee Rights	Meets Standard
4e Background Checks, Ethics	Meets Standard
5a Facilities	Meets Standard
5b Transportation	N/A
5c Health and Safety	Meets Standard
5d Handling Information	Meets Standard

Explanation of Indicator Ratings

1.a. Because the school has not amended their contract to remove the school-within-a-school model from their mission, they are not implementing this component of the mission as stated in the contract. The school is implementing all other components of the mission and educational program, and has provided CSD with a satisfactory explanation of why they moved away from the school-within-a-school model.

1.b. State target for assessment participation is 95%. The school's participation rate for ELA was 84%, math 85%, science 84%, and ACCESS EL proficiency 41% (according to PED Accountability; the school's DTC indicated that the ACCESS rate was actually 55%).

1.f. The school did not complete an annual plan in the NM DASH system, which is required for charter schools that have a CSI or TSI designation. It should be noted that these designations were made based on 2017-18 data and will be revised based on 2021-22 data.

2.a. The school had one FY21 audit finding; Corrective Action Plan was provided.

4.b. The school's attendance rate as reported in the STARS 2021-22 EOY report was 94%. The target rate is 95%.