

New Mexico Public Education Commission



2022 Charter School Renewal Application Part C: Financial Statement

Charter Schools Division
Public Education Department
300 Don Gaspar Ave.
Santa Fe, NM 87501
(505) 827-6909
charter.schools@state.nm.us

Approved by the Public Education Commission: March 18, 2022

Table of Contents

Instructions	1
School Information.....	1
Financial Statement Narrative	1
Operational Expenditures Tables	3
Operational Expenditures Chart.....	7

Instructions

Please read the entire Charter School Renewal Application Kit before preparing documents. In an effort to help applicants understand the requirements of the Renewal Application, the CSD will hold a minimum of two technical assistance workshops. Applicants will be notified of the dates, times, and locations of the workshops.

Enter applicant responses in boxes below. Answer all questions unless the question indicates that applicants should answer only under certain conditions (e.g., rating on a Performance Framework indicator requires explanation, etc.). Narrative responses should be verifiable through documents submitted or observable evidence at the renewal site visit.

School Information

Name of School: Hozho Academy

Current Charter Term: 2018-2023

Financial Statement Narrative

The school must provide a financial statement that discloses the costs of administration, instruction, and other spending categories for the charter school. The financial statement must be understandable to the general public and must allow comparison of costs to other schools or comparable organizations. The school must use the templates included within Part C of the renewal kit for the financial report. For schools that were identified in the lowest 25% of all schools in the NM System of Support and Accountability for SY2018-19 or SY2021-22, the report should specifically address how the school has prioritized resources toward proven programs and methods linked to improved student achievement.

Enter applicant response below:

School response: As expected when new schools are adding grade levels and growing student enrollment, there is some year-to-year variance in expenditures allocated for direct instruction, maintenance and operations, and administrative functions. In addition, grant awards for specific years

may also lead to changes in expenditure rates. Hozho will continue to prioritize student-centered spending and academic outcomes, even as enrollment growth will necessarily result in investment in expanded facilities. Hozho is one of the fastest-growing charter schools in New Mexico and the fastest in the Gallup area. They are using funds to prioritize student wellness programs, academic options, and the growth of their facility.

COVID-19 hit the Gallup community hard and required Hozho to spend substantial funds on unexpected items to help support their students. For example, computers were provided for all students; hotspots were purchased to help with internet connectivity; and curricular materials were secured that students could use at home. Hozho also worked with a local internet provider to provide additional bandwidth to families where hotspots would not work. Hozho has consistently prioritized investment of resources in ensuring that their students have had as much access as possible to an excellent education during the pandemic.

Hozho has received almost \$2 million in COVID relief funds, and since schools are directed to first spend down time-limited grant funds over operational funds that can be carried over as needed, operational expenditures on functions related to those grants will vary from year-to-year.

Operational Expenditures Tables

For each fiscal year of the school’s current charter contract (Year 1 to Year 4 for a 5-year contract), complete the table specific to the school’s operational actual expenses and actual operational funding. Schools with contract terms shorter than five years may delete extra tables.

Year 1: FY _19__ Operational Funds/General Funds – 11000				
Function	Function Name	Example of Expenditures by Fund	Amount (in whole dollars)	Percentage (%)
1000	Direct Instruction	Teachers, EAs, Instructional Coaches, etc.	496,054	48%
2100	Student Support	Attendance, Social Workers, Counseling, Ancillary Services, etc.	88,313	8%
2200	Instructional Support	Library/Media Services, Instructional-Related Technology, Academic Student Assessment, etc.	0	0%
2300	Central Administration	Governance Council, Executive Administration/School Head Administrator, Community Relations, etc.	118,491	12%
2400	School Administration	Office of the Principal	65,627	6%
2500	Central Services	Business Manager, Human Resources, Printing, Technology Services, etc.	85,799	8%
2600	Maintenance and Operations	Maintenance and Operations of Buildings, Upkeep of Grounds and Vehicles, Security, Safety, etc.	177,075	17%
2700 3000	All Other Function Codes	PED Grant Initiatives, PreK, state grants, Next Gen, CTE, digital technology, extended learning and K5+	9,840	1%
Grand Total Operational/General Funds 11000			1,041,198	
Total Operational Funding Revenue 11000			1,180,346	88%

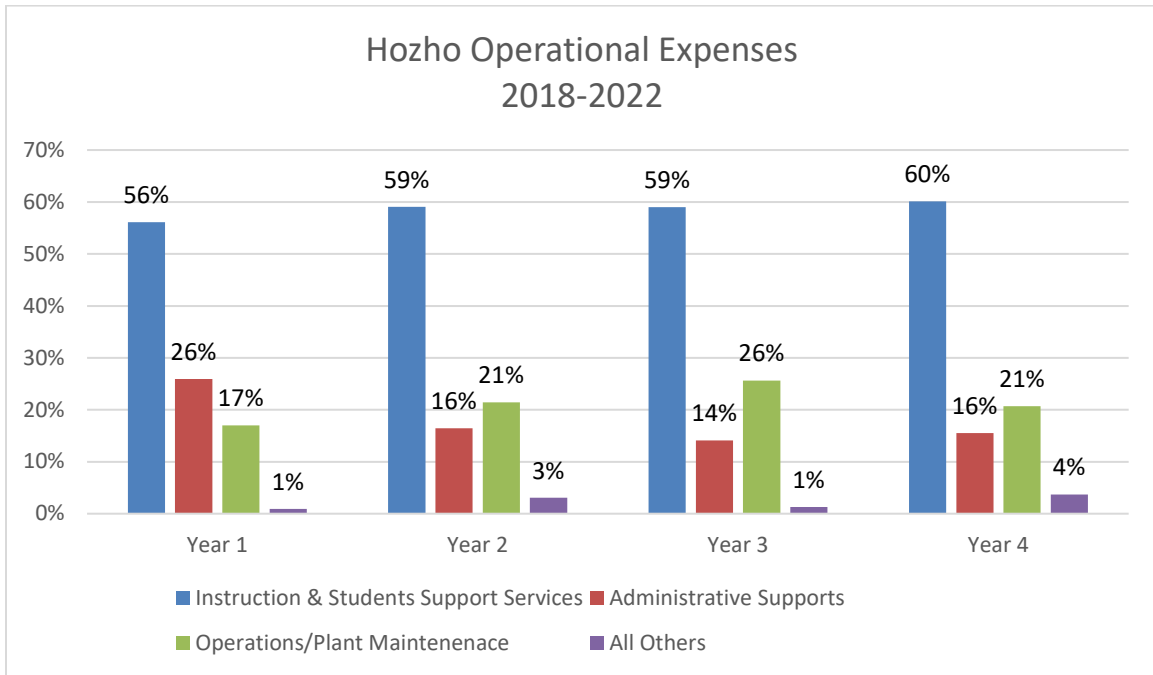
Year 2: FY _20__ Operational Funds/General Funds – 11000				
Function	Function Name	Example of Expenditures by Fund	Amount (in whole dollars)	Percentage (%)
1000	Direct Instruction	Teachers, EAs, Instructional Coaches, etc.	1,331,105	48%
2100	Student Support	Attendance, Social Workers, Counseling, Ancillary Services, etc.	258,438	9%
2200	Instructional Support	Library/Media Services, Instructional-Related Technology, Academic Student Assessment, etc.	21,341	1%
2300	Central Administration	Governance Council, Executive Administration/School Head Administrator, Community Relations, etc.	151,821	6%
2400	School Administration	Office of the Principal	122,028	5%
2500	Central Services	Business Manager, Human Resources, Printing, Technology Services, etc.	174,282	6%
2600	Maintenance and Operations	Maintenance and Operations of Buildings, Upkeep of Grounds and Vehicles, Security, Safety, etc.	584,192	21%
2700 3000	All Other Function Codes	PED Grant Initiatives, PreK, state grants, Next Gen, CTE, digital technology, extended learning and K5+	83,437	3%
Grand Total Operational/General Funds 11000			2,762,564	
Total Operational Funding Revenue 11000 Plus Carryover			3,214,960	86%

Year 3: FY _21__ Operational Funds/General Funds – 11000				
Function	Function Name	Example of Expenditures by Fund	Amount (in whole dollars)	Percentage (%)
1000	Direct Instruction	Teachers, EAs, Instructional Coaches, etc.	1,671,130	48%
2100	Student Support	Attendance, Social Workers, Counseling, Ancillary Services, etc.	345,226	10%
2200	Instructional Support	Library/Media Services, Instructional-Related Technology, Academic Student Assessment, etc.	24,837	1%
2300	Central Administration	Governance Council, Executive Administration/School Head Administrator, Community Relations, etc.	160,467	4%
2400	School Administration	Office of the Principal	186,803	5%
2500	Central Services	Business Manager, Human Resources, Printing, Technology Services, etc.	141,031	4%
2600	Maintenance and Operations	Maintenance and Operations of Buildings, Upkeep of Grounds and Vehicles, Security, Safety, etc.	885,445	26%
2700 3100	All Other Function Codes	PED Grant Initiatives, PreK, state grants, Next Gen, CTE, digital technology, extended learning and K5+	44,154	1%
Grand Total Operational/General Funds 11000			3,459,092	
Total Operational Funding Revenue 11000 Plus Carryover			3,560,812	97%

Year 4: FY _22__ Operational Funds/General Funds – 11000				
Function	Function Name	Example of Expenditures by Fund	Amount (in whole dollars)	Percentage (%)
1000	Direct Instruction	Teachers, EAs, Instructional Coaches, etc.	2,586,798	54%
2100	Student Support	Attendance, Social Workers, Counseling, Ancillary Services, etc.	262,267	5%
2200	Instructional Support	Library/Media Services, Instructional-Related Technology, Academic Student Assessment, etc.	11,571	1%
2300	Central Administration	Governance Council, Executive Administration/School Head Administrator, Community Relations, etc.	188,507	4%
2400	School Administration	Office of the Principal	155,357	3%
2500	Central Services	Business Manager, Human Resources, Printing, Technology Services, etc.	394,346	8%
2600	Maintenance and Operations	Maintenance and Operations of Buildings, Upkeep of Grounds and Vehicles, Security, Safety, etc.	984,806	21%
3100	All Other Function Codes	PED Grant Initiatives, PreK, state grants, Next Gen, CTE, digital technology, extended learning and K5+	174,912	4%
Grand Total Operational/General Funds 11000			4,758,663	
Total Operational Funding Revenue 11000			5,322,867	89%

Operational Expenditures Chart

Complete the Operational Expenses chart below. To edit the data, right click on the chart and an Excel table will appear (see screenshot below). Edit the data in the table, and the data in the chart will update automatically.



Menu that appears when right click on chart:

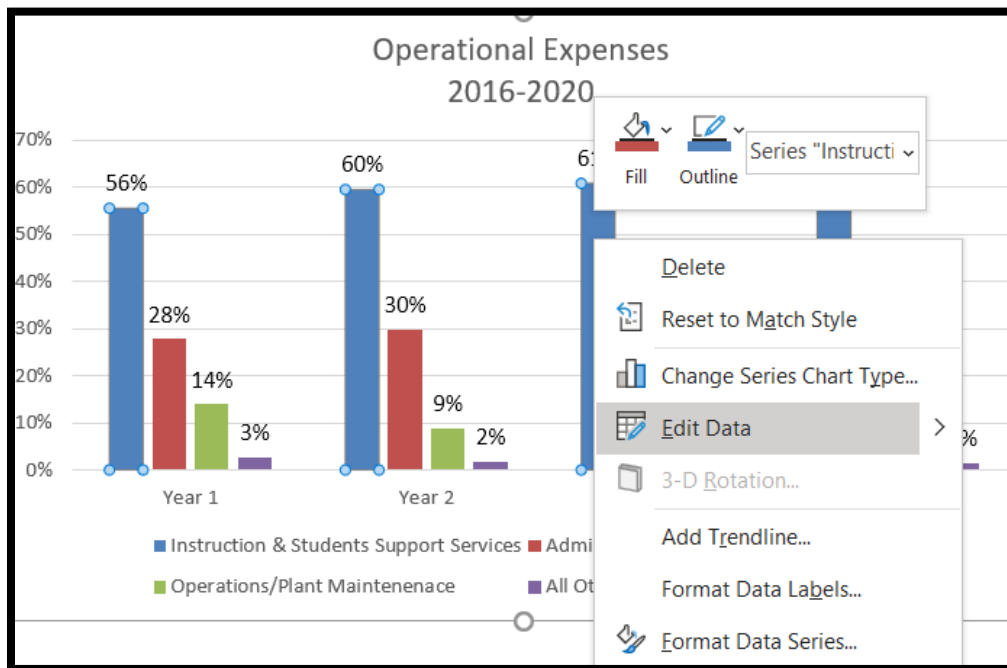
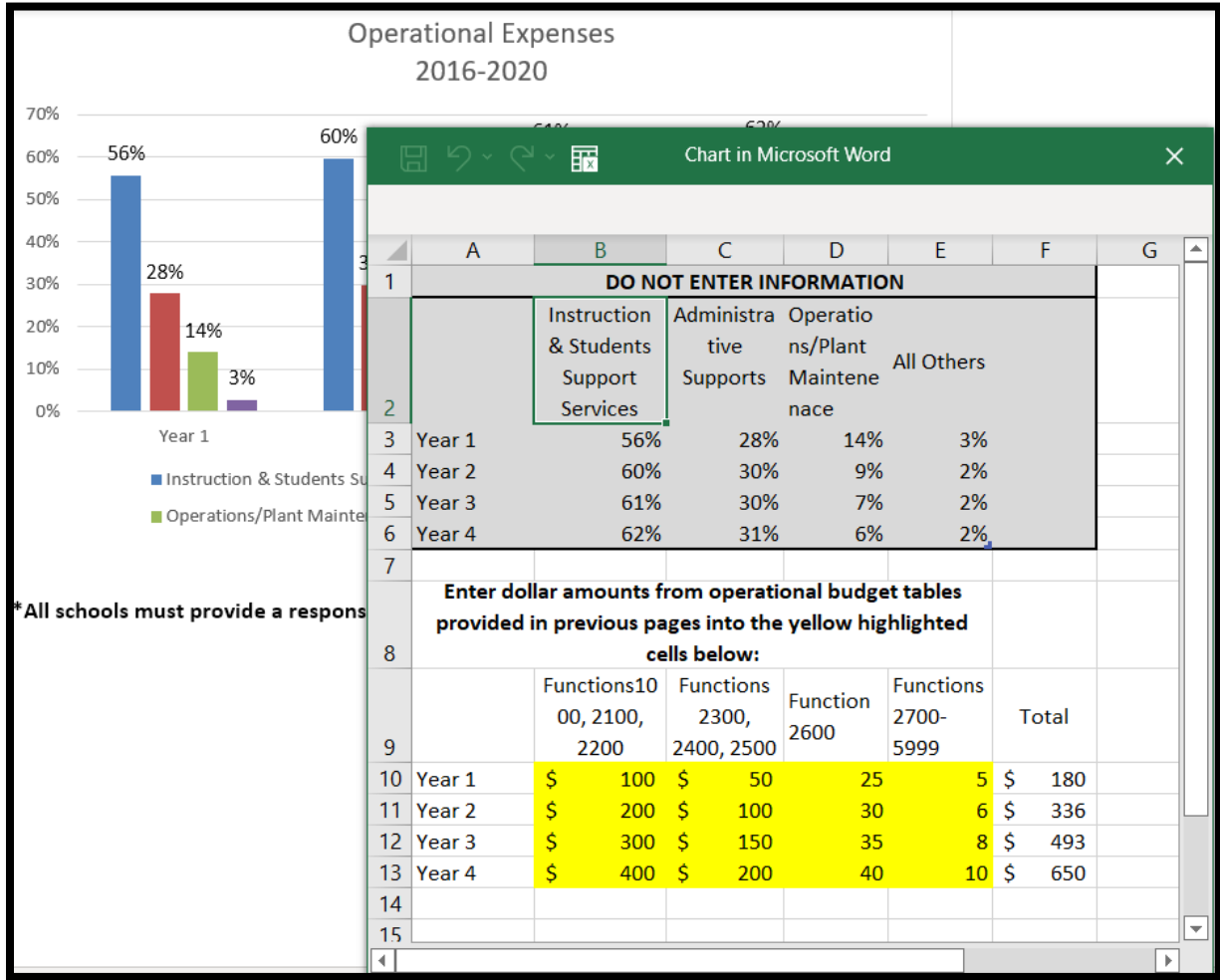


Table that appears when “Edit Data” is selected:



If the entire chart does not appear, drag to enlarge the window. Enter data in yellow-highlighted cells. Technical assistance will be provided as needed by CSD during Renewal Application training.