



STATE OF NEW MEXICO
PUBLIC EDUCATION DEPARTMENT
300 DON GASPAR
SANTA FE, NEW MEXICO 87501-2786
Telephone (505) 827-5800
www.ped.state.nm.us

KURT STEINHAUS, ED.D.
SECRETARY OF EDUCATION

MICHELLE LUJAN GRISHAM
GOVERNOR

**Charter Schools Division
Renewal Application Part A
August 19, 2022**

School Name: Hózhó Academy

School Address: 515 Park Ave, Gallup, NM 87301

Head Administrator: Juliane Hillock

Governing Board Chair: Jeremy Boucher

Business Manager: Katie Rarick

Authorized Grade Levels: K-12

Authorized Enrollment: 728

Current Enrollment: 505

Contract Term: 2018-2023

Mission: The mission of Hózhó Academy is to train the minds, improve the hearts and strengthen the bodies of our students through a Classical education in the liberal arts and sciences, with instruction in the principles of moral character, civic virtue, and physical vigor.

Educational Program of School as written in the contract:

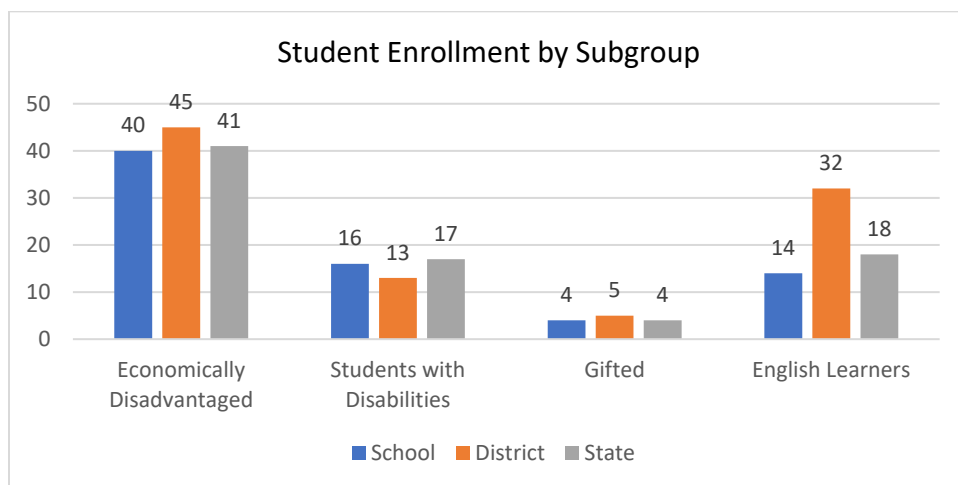
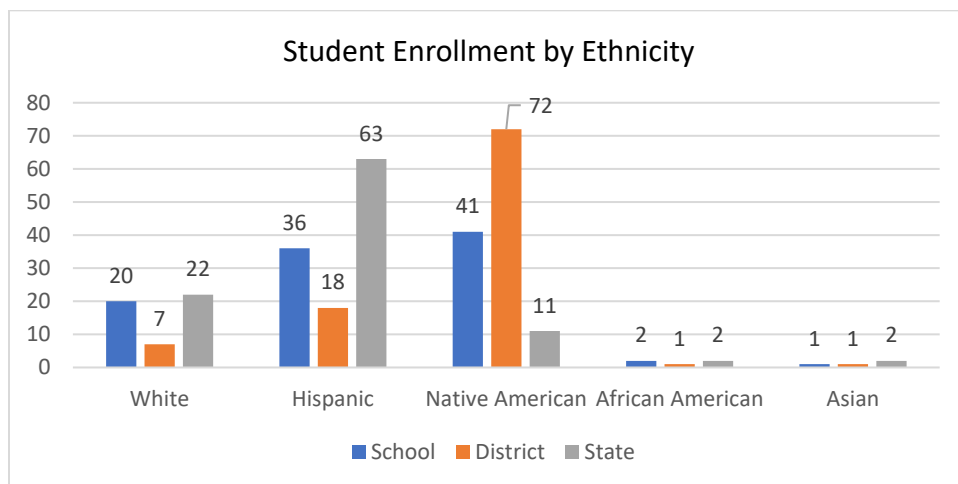
- Hózhó Academy students learn explicit phonics, reading, English, spelling, composition, math, history, geography, science, music, and art.
- The following are all required components of the curriculum:
 - a. Basic cognitive skills: reading, writing, mathematics
 - b. Core subjects: English language and literature, history, geography, science, mathematics
 - c. Other classical subjects: music, visual arts, Latin (starting in 6th grade), modern foreign language (Spanish or Navajo as selected by parent) ; and
 - d. Auxiliary subjects: Physical Education

- Virtuous Living: All students maintain a portfolio that includes a demonstration of the work related to the core virtues of Compassion, Perseverance, Courage, Respect, Responsibility, Diligence, Temperance, and Integrity.
- Traditional Learning: Our curriculum is based in Riggs Phonics, Singapore Math, and Core Knowledge Sequence.

Amendments approved in last four years: 5

PEC Meeting Date	Amendment Request	Approved
09/21/2018	Change in GB (new member)	Yes
09/21/2018	Change in GB (new member)	Yes
09/21/2018	Change in GB (Resignation)	Yes
09/21/2018	Change in GB (Resignation)	Yes
08/16/2021	NMCI letter, documentation of capacity load, narrative	Yes

Demographics



Academic Performance

State Accountability System:

State and federal statute mandates accountability for all public schools. This section provides a snapshot of the school’s academic performance according to data collected by the Public Education Department (PED) for the first four years of the charter’s contract.

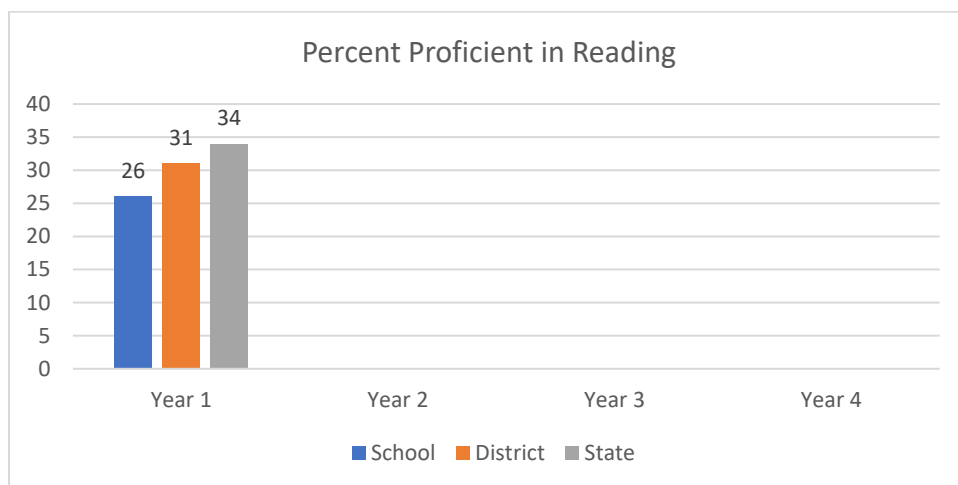
Schools with an overall score that places them in the top 25% of schools in the state are awarded the Spotlight designation. Schools that score in the top 10% for any individual measure in the accountability system are awarded a Designation of Excellence (DOE) for that measure.

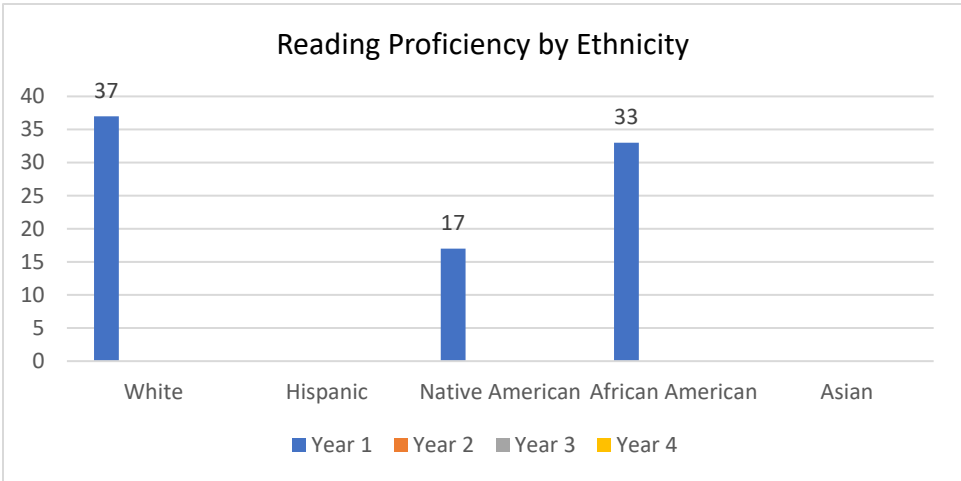
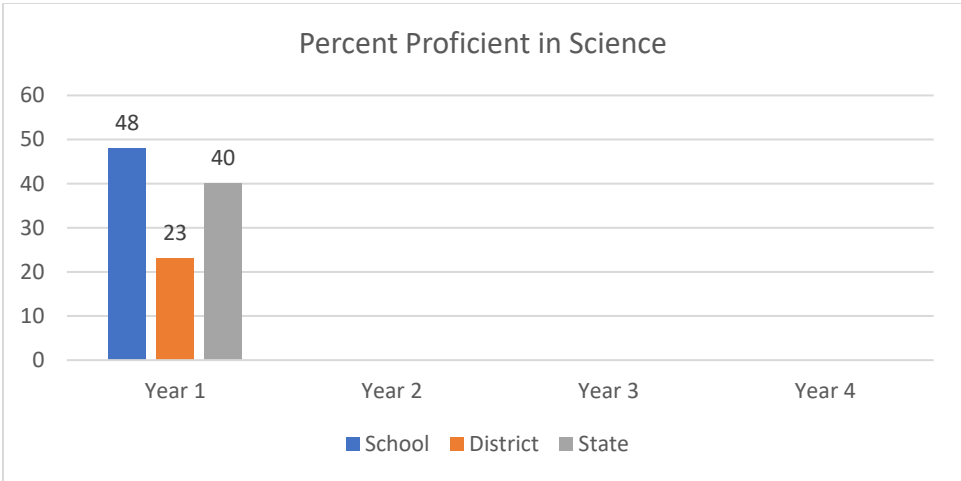
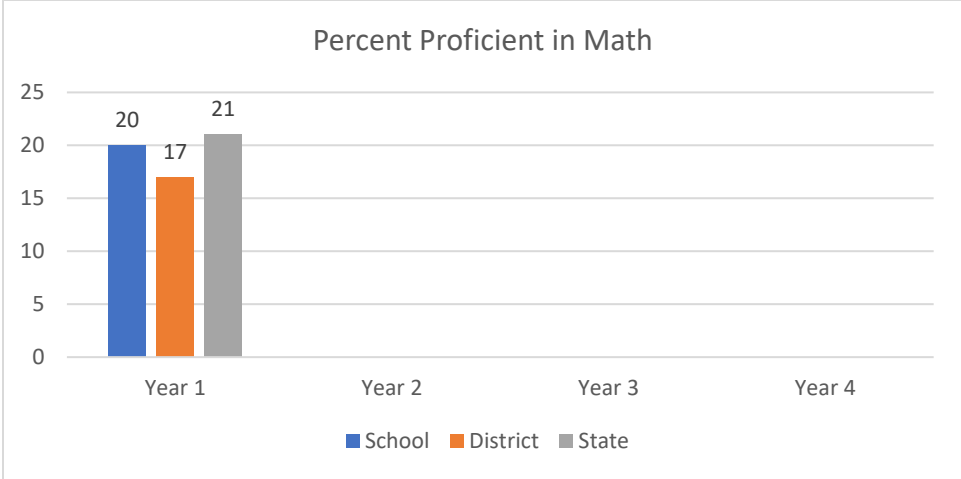
Accountability data are not available for Years 2-3 due to the COVID-19 pandemic. Data for Year 4 will be available August 31, 2022, and an updated revision of this document incorporating those data will be provided to schools on September 2, 2022.



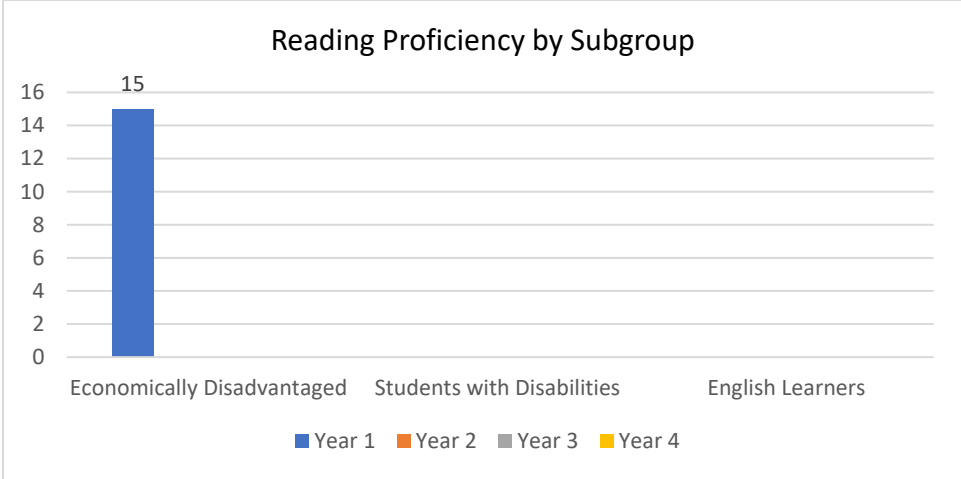
Overall Standing:

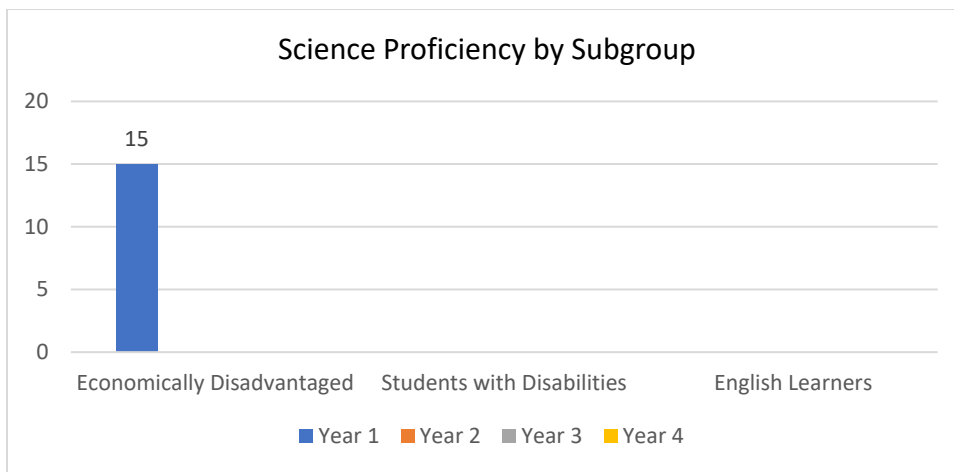
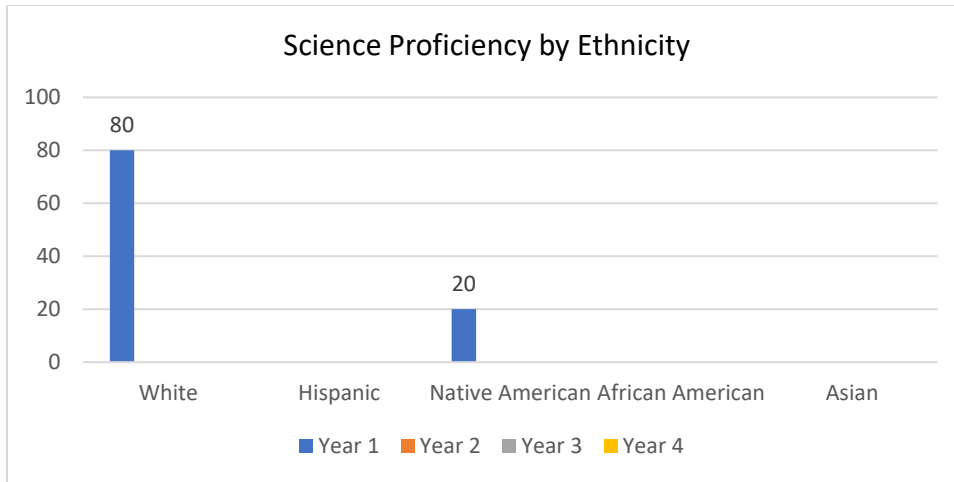
Contract Year	School Year	Overall Standing	Designations	Academic Data Available
Year 1	2018-19	29	Traditional Support	Data provided
Year 2	2019-20			Data not available
Year 3	2020-21			Data not available
Year 4	2021-22			Data available 8/31/22

Proficiency:

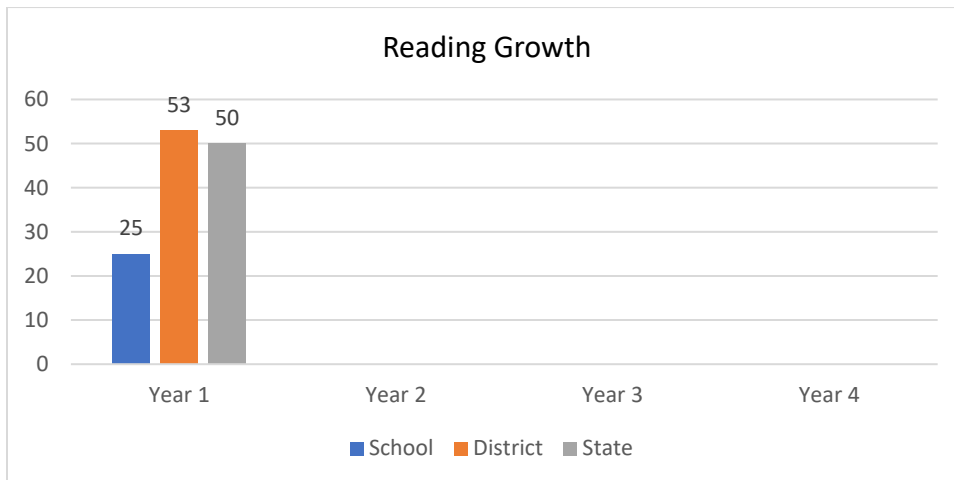


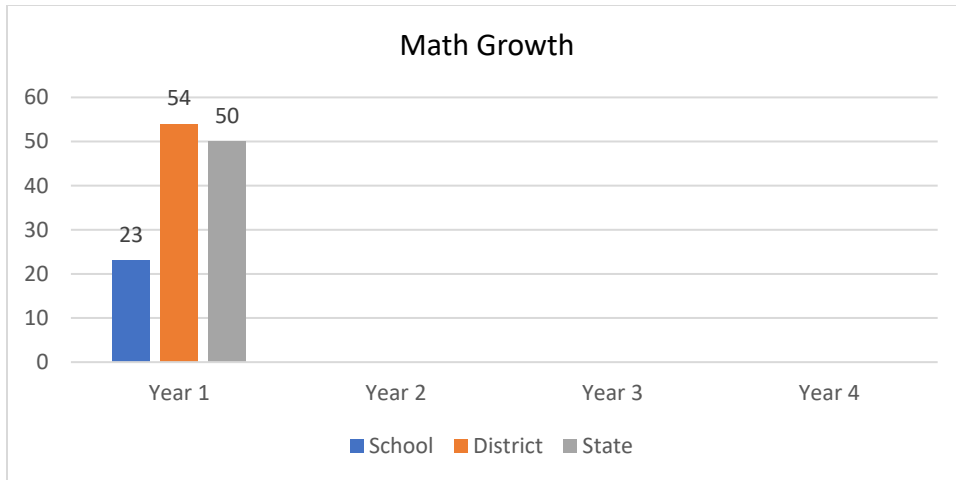




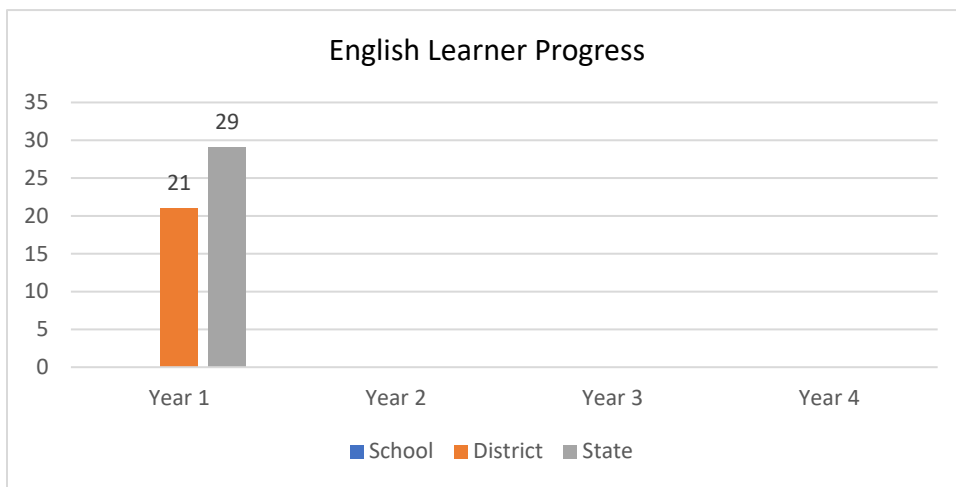


Academic Growth:





English Learner Progress toward Proficiency:



High School Graduation Rates and Career and College Readiness:

Hozho Academy served grades K-6 during the 2018-19 school year.

School-Specific or Mission-Specific Goals:

No data to report. Mission goals were optional on the 2018 version of the contract. The school elected not to include mission-specific goals.

Student Attendance/Retention/Recurrent Enrollment

Year	Student Attendance Target: 95%	Student Retention Target: 70%	Student Recurrent Enrollment Target: 80%
Year 1	94%	NA	59%
Year 2	97%	80%	58%
Year 3	97%	94%	95%
Year 4	96%	91%	72%

Teacher Retention Rate:

Year	Retention Rate
Year 1 to Year 2	10%
Year 2 to Year 3	60%
Year 3 to Year 4	63%

Financial Compliance

Contract Year	School Year	Fiscal Year (FY)
Year 1	2018-19	FY19
Year 2	2019-20	FY20
Year 3	2020-21	FY21
Year 4	2021-22	FY22

Enrollment Trends as reported in STARS 2021-22 120D

Grades Served	FY19	FY20	FY21	FY22
K	34	50	50	54
1	21	54	53	58
2	25	51	60	55
3	22	46	56	60
4	21	41	57	59
5	21	28	48	56
6		28	48	50
7			37	53
				44
Total	144	298	409	489

Staffing as reported in OBMS, measured in Full-Time Equivalents (FTE)

Year	Reg Ed Teacher	Reg Ed EA	SPED Teacher	SPED EA	Support Services	Admin / Support	Principal Head Admin	TOTAL All Funds
FY19	7.09	2.50	1.00		1.00	1.00	1.00	13.59

FY20	14.54	4.18	1.63	4.00	2.81	2.00	1.00	30.16
FY21	18.66	6.48	3.01	1.29	4.76	3.34	1.00	38.54
FY22	20.61	9.01	2.64	13.68	7.04	8.48	2.00	63.46

FTE paid for with operational funds

Year	Reg Ed Teacher	Reg Ed EA	SPED Teacher	SPED EA	Support Services	Admin/Support	Principal Head Admin	TOTAL Operational
FY19	7.09	.72	.26		1.00	1.00	1.00	11.07
FY20	13.56	2.22	1.63	.74	2.81	2.00	1.00	23.96
FY21	16.28	1.41	3.01	1.29	2.67	3.24	1.00	28.90
FY22	17.14	8.04	2.64	13.68	.65	4.51	1.78	48.44

Actual SEG Funding and Operational Expenses, in whole dollars, by Function Code:

Function	Function Name	FY19	%	FY20	%	FY21	%	FY22	%
1000	Direct Instruction	496,054	48%	1,331,105	48%	1,671,130	48%	2,586,798	54%
2100	Student Support	88,313	8%	258,438	9%	345,226	10%	262,367	6%
2200	Instructional Support			21,341	1%	24,837	1%	11,571	0%
2300	Central Administration	118,491	11%	151,821	5%	160,467	5%	188,507	4%
2400	School Administration	65,627	6%	122,028	4%	186,803	5%	155,357	3%
2500	Central Services	85,799	8%	174,282	6%	141,031	4%	394,346	8%
2600	Maintenance and Operations	177,074	17%	584,192	21%	885,445	26%	984,806	21%
2700-5999	All Other Function Codes	9,840	1%	83,437	3%	44,154	1%	174,912	4%
Total Operational Expense Fund 11000		1,041,198		2,762,564		3,459,092		4,758,663	
Total Operational Revenue Fund 11000		1,180,460	88%	3,080,365	90%	3,468,392	99%	5,224,828	91%

Operational Cash Balance from audited financial reports:

Year	Amount	% Increase (Decrease)
FY19 – 7/1 Beginning Balance	0	
FY19 – 6/30 Ending Balance	0	
FY20 – 6/30 Ending Balance	148,743	100%
FY21 – 6/30 Ending Balance	108,120	(27%)
FY22 – 6/30 Ending Balance - <i>Projected</i>	75,146	(30%)

Audit Findings

Contract Year	TOTAL	Repeat Findings	Material Weakness	Significant Deficiency	Disclaimed Audit
FY19	5	0	0	0	No
FY20	0	0	0	0	No
FY21	0	0	0	0	No

Governing Body Performance

Board Membership and Officers: Did the board have all required officers and all required members in place during each fiscal year of the contract term, and were notifications of changes in membership submitted timely?

Contract Year	Chair	Vice-Chair	Secretary	Full Membership	Timely Notification of Vacancies
FY19	Not Tracked			5	Yes
FY20	Yes	No	No	6	No
FY21	Yes	Yes	Yes	6	N/A
FY22	Yes	Yes	Yes	6	N/A

Governing Board Training: Did all members of the board complete the required training hours of 8 hours per year for continuing members and 10 hours for new members? **Note:** Black shading indicates that the member did not serve a full year. An asterisk indicates the school has a 2-hour fiscal exemption. A red number indicates member did not complete all required hours.

Board Members	Year 1	Year 2	Year 3	Year 4
Jeremy Boucher (Chair)	8	10	9	5
Rebecca Boucher	10	11	8	7
Erin Montano	8	10	9	10
Eric James	15	2	0	2
Brinn King	8	8	9	10
WJeremy Gay		9	8	0
Amanda Tanner	8			

Performance Framework Summary

Indicator ratings for contract years 1-3 are complete, though academic indicators 1 and 2 were not available for years 2 and 3 due to the lack of statewide assessment data. Some of the ratings for year 3 are Assurances or Not Applicable due to the COVID-19 pandemic. The ratings for Year 4 (school year 2021-22) are complete for the indicators rated Meets Standard, Working to Meet Standard, and Does Not Meet Standard. The remaining indicators will be complete in the final version of Part A, which will be sent to schools on September 2, 2022.

Performance Framework Indicators	2018-19	2019-20	2020-21	2021-22
Academic Performance				
1 State Accountability System	Does Not Meet	Not Available	Not Available	Not Available
2 Subgroup Performance	Pending	Not Available	Not Available	Not Available
3 Mission-Specific Goals	N/A	N/A	N/A	N/A
Organizational and Financial Performance				
1a Mission and Educational Program	Meets Standard	Meets Standard	Meets Standard	Meets Standard
1b State Assessment Requirements	Meets Standard	Working to Meet	Not Reviewed	Rated 9/2
1c Rights of Students with Disabilities	Working to Meet	Meets Standard	Meets Standard	Rated 9/2
1d Rights of English Learners	Meets Standard	Working to Meet	Working to Meet	Rated 9/2
1e Meeting Program Requirements	Meets Standard	Meets Standard	Assurances	Rated 9/2
1f NM DASH Plan	N/A	N/A	N/A	N/A
2a Financial Reporting and Compliance	Meets Standard	Working to Meet	Working to Meet	Meets Standard
2b Accounting Principles	N/A	Meets Standard	Does Not Meet	Meets Standard
2c Responsive to Audit Findings	N/A	Working to Meet	Meets Standard	Meets Standard
2d Managing Grant Funds	Meets Standard	Meets Standard	Meets Standard	Rated 9/2
2e Staffing for Fiscal Management	Meets Standard	Meets Standard	Meets Standard	Meets Standard
2f Internal Controls	N/A	N/A		Meets Standard
3a Governance Requirements	Meets Standard	Working to Meet	Working to Meet	Rated 9/2
3b Nepotism, Conflict of Interest	Meets Standard	Meets Standard	Assurances	Meets Standard
3c Reporting Requirements	Meets Standard	Meets Standard	Assurances	Rated 9/2
4a Rights of All Students	Meets Standard	Meets Standard	Assurances	Rated 9/2
4b Attendance and Retention	Meets Standard	Meets Standard	Meets Standard	Rated 9/2
4c Staff Credentialing	Working to Meet	Working to Meet	Working to Meet	Rated 9/2
4d Employee Rights	Meets Standard	Working to Meet	Assurances	Meets Standard
4e Background Checks, Ethics	Working to Meet	Working to Meet	Assurances	Meets Standard
5a Facilities	Meets Standard	Meets Standard	Assurances	Meets Standard
5b Transportation	N/A	Meets Standard	Assurances	Meets Standard
5c Health and Safety	Meets Standard	Meets Standard	Assurances	Rated 9/2
5d Handling Information	Meets Standard	Meets Standard	Assurances	Rated 9/2