



STATE OF NEW MEXICO
PUBLIC EDUCATION DEPARTMENT
300 DON GASPAR
SANTA FE, NEW MEXICO 87501-2786
Telephone (505) 827-5800
www.ped.state.nm.us

KURT STEINHAUS, ED.D.
SECRETARY OF EDUCATION

MICHELLE LUJAN GRISHAM
GOVERNOR

**Charter Schools Division
Renewal Application Part A Supplement
September 2, 2022**

New Mexico Academy for the Media Arts

2021-22 Statewide Summative Assessment Data

On August 30, 2022, the Public Education Department (PED) released preliminary student proficiency data to districts and charter schools, which have until September to review these data and submit discrepancies or questions to PED. Until schools validate the data and PED issues, there are no substantive changes that the Charter Schools Division (CSD) can make to the data provided in the Preliminary Part A sent to schools on August 19, 2022. When the data have been validated and/or growth data provided, the CSD will update Part A.

Contract Term Performance Framework Summary

The CSD has completed the indicator ratings for 2021-22, with the exception of Indicator 1.b. State Assessment Requirements, which cannot be completed until the PED Research, Evaluation, and Accountability Bureau has confirmed the assessment participation rate for each school.

All other indicators have been rated, and the school's annual report will contain an explanation for individual 2021-22 indicators that have not been rated Meets Standard.

| Performance Framework Indicators | 2018-19 | 2019-20 | 2020-21 | 2021-22 |
|---|-----------------|-----------------|-----------------|-----------------|
| Academic Performance | | | | |
| 1 State Accountability System | Meets Standard | Not Available | Not Available | Pending |
| 2 Subgroup Performance | Pending | Not Available | Not Available | Pending |
| 3 Mission-Specific Goals | Meets Standard | Meets Standard | Not Reviewed | Working to Meet |
| Organizational and Financial Performance | | | | |
| 1a Mission and Educational Program | Meets Standard | Meets Standard | Meets Standard | Meets Standard |
| 1b State Assessment Requirements | Working to Meet | Not Reviewed | Not Reviewed | Pending |
| 1c Rights of Students with Disabilities | Meets Standard | Not Reviewed | Meets Standard | Meets Standard |
| 1d Rights of English Learners | Working to Meet | Not Reviewed | Meets Standard | Meets Standard |
| 1e Meeting Program Requirements | Meets Standard | Meets Standard | Assurances | Meets Standard |
| 1f NM DASH Plan | N/A | N/A | N/A | N/A |
| 2a Financial Reporting and Compliance | Working to Meet | Working to Meet | Meets Standard | Meets Standard |
| 2b Accounting Principles | Meets Standard | Meets Standard | Meets Standard | Meets Standard |
| 2c Responsive to Audit Findings | Does Not Meet | Does Not Meet | Meets Standard | Meets Standard |
| 2d Managing Grant Funds | Meets Standard | Meets Standard | Meets Standard | Meets Standard |
| 2e Staffing for Fiscal Management | Meets Standard | Meets Standard | Meets Standard | Meets Standard |
| 2f Internal Controls | | Meets Standard | Meets Standard | N/A |
| 3a Governance Requirements | Does Not Meet | Meets Standard | Working to Meet | Working to Meet |
| 3b Nepotism, Conflict of Interest | Meets Standard | Not Reviewed | Assurances | Meets Standard |
| 3c Reporting Requirements | Meets Standard | Meets Standard | Assurances | Working to Meet |
| 4a Rights of All Students | Meets Standard | Not Reviewed | Assurances | Meets Standard |
| 4b Attendance and Retention | Meets Standard | Meets Standard | Meets Standard | Meets Standard |
| 4c Staff Credentialing | Meets Standard | Not Reviewed | Meets Standard | Meets Standard |
| 4d Employee Rights | Meets Standard | Not Reviewed | Assurances | Meets Standard |
| 4e Background Checks, Ethics | Meets Standard | Not Reviewed | Assurances | Meets Standard |
| 5a Facilities | Meets Standard | Not Reviewed | Assurances | Meets Standard |
| 5b Transportation | Meets Standard | Not Reviewed | Assurances | N/A |
| 5c Health and Safety | Meets Standard | Not Reviewed | Assurances | Meets Standard |
| 5d Handling Information | Meets Standard | Meets Standard | Assurances | Meets Standard |



STATE OF NEW MEXICO
PUBLIC EDUCATION DEPARTMENT
300 DON GASPAR
SANTA FE, NEW MEXICO 87501-2786
Telephone (505) 827-5800
www.ped.state.nm.us

KURT STEINHAUS, ED.D.
SECRETARY OF EDUCATION

MICHELLE LUJAN GRISHAM
GOVERNOR

**Charter Schools Division
Renewal Application Part A
August 19, 2022**

School Name: New Mexico Academy for the Media Arts

School Address: 4401 Central Ave NE, Albuquerque, NM 87108

Head Administrator: Jonathan Dooley (Principal)

Governing Board Chair: Mike Trujillo

Business Manager: Patrick Kelly

Authorized Grade Levels: 6-12

Authorized Enrollment: 360

Current Enrollment: 180

Contract Term: 2018-2023

Mission: The New Mexico Academy for the Media Arts (f.k.a. Media Arts Collaborative Charter School) offers secondary students a comprehensive, project-based, cross-curricular education centered in the media arts. We prepare our graduates for positions in the media industries and for the rigor of post-secondary education.

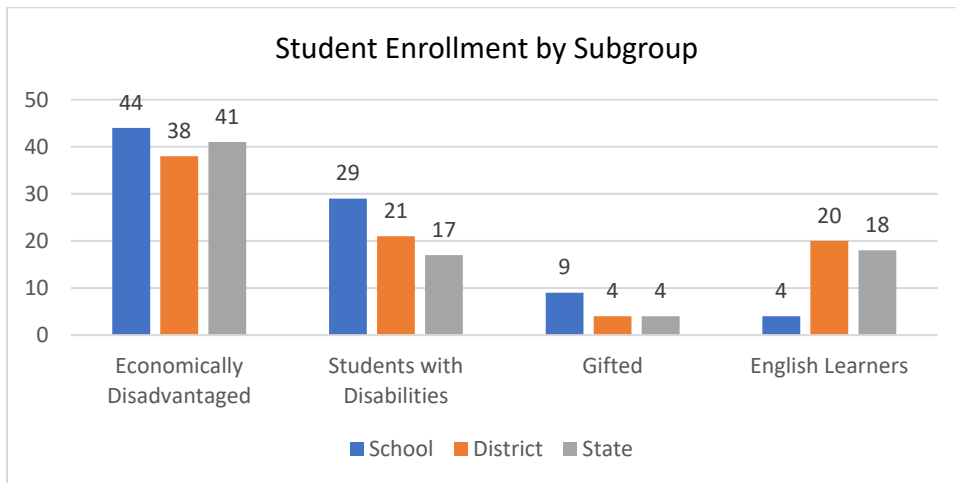
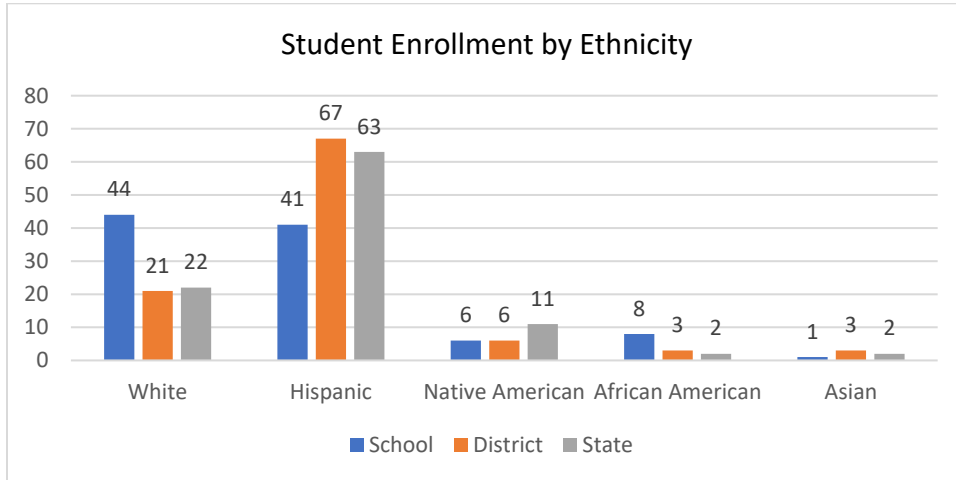
Educational Program of School as written in the contract:

- i. The school implements a curriculum that utilizes project-based learning and thematic units with student presentations and exhibitions of learning projects.
- ii. The middle school grades will utilize mixed-grade pedagogy.
- iii. Teachers collaborate across subject areas to incorporate media arts.
- iv. All incoming middle school students receive media literacy instruction.
- v. The school offers advanced placement and/or dual credit courses.
- vi. The school offers community media outreach opportunities.
- vii. The school offers career relevant internship programs to students to meet eligibility requirements.

Amendments approved in last four years: 2

| PEC Meeting Date | Amendment Request | Approved |
|------------------|------------------------|----------|
| 10/23/2020 | Governing body by-laws | Yes |
| 05/20/2022 | School name change | Yes |

Demographics as reported in STARS 2021-22 EOY



Academic Performance

State Accountability System:

State and federal statute mandates accountability for all public schools. This section provides a snapshot of the school’s academic performance according to data collected by the Public Education Department (PED) for the first four years of the charter’s contract.

Schools with an overall score that places them in the top 25% of schools in the state are awarded the Spotlight designation. Schools that score in the top 10% for any individual

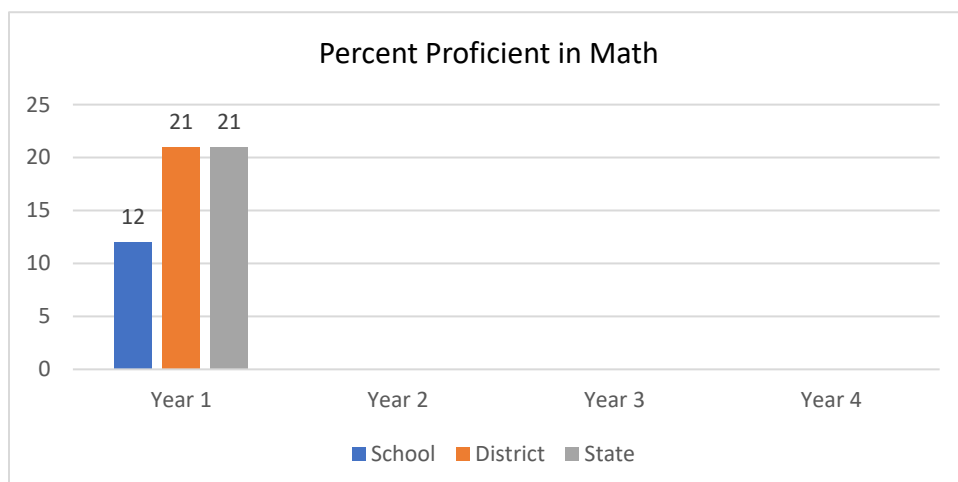
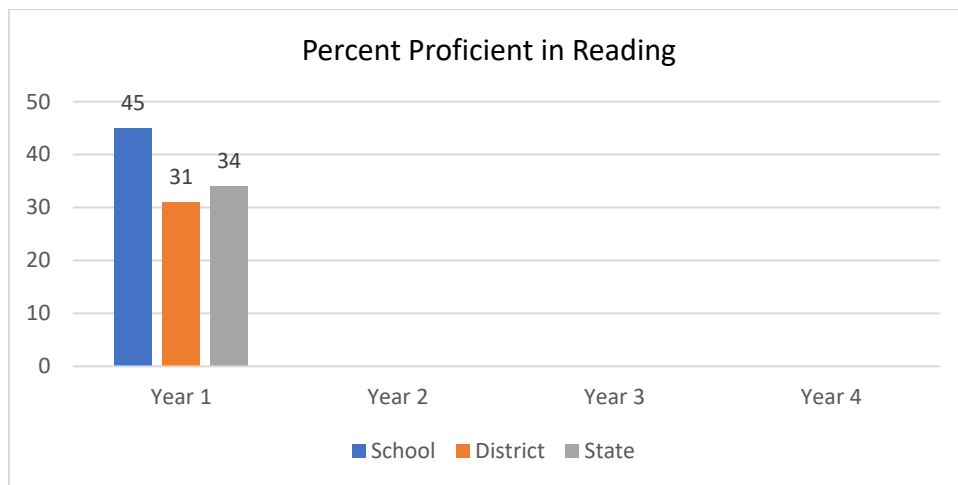
measure in the accountability system are awarded a Designation of Excellence (DOE) for that measure.

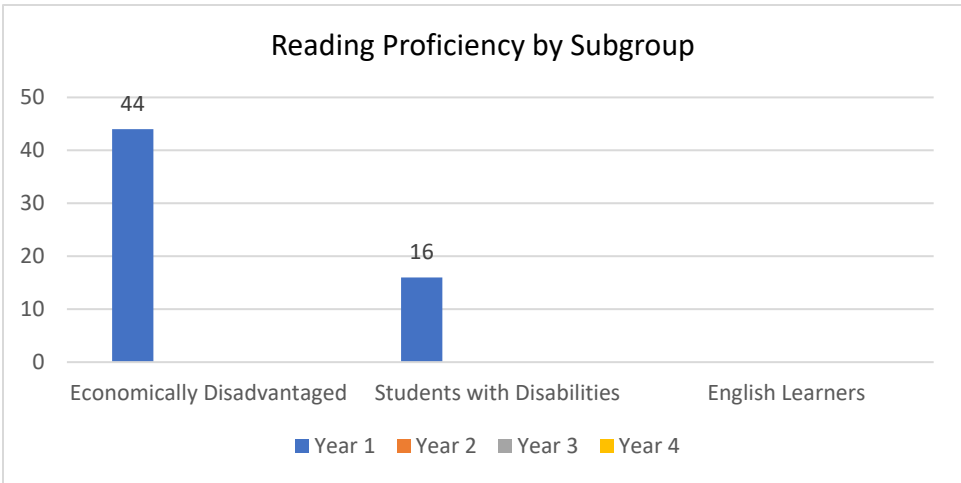
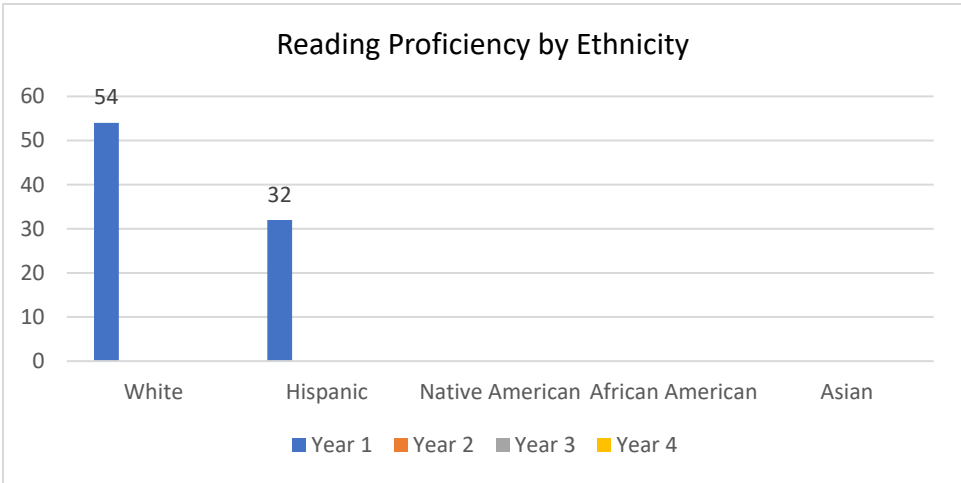
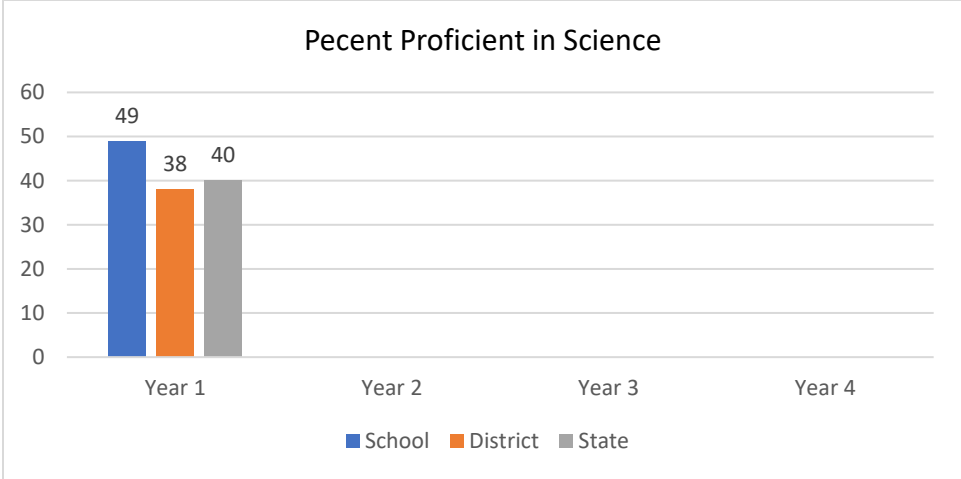
Accountability data are not available for Years 2-3 due to the COVID-19 pandemic. Data for Year 4 will be available August 31, 2022, and an updated revision of this document incorporating those data will be provided to schools on September 2, 2022.

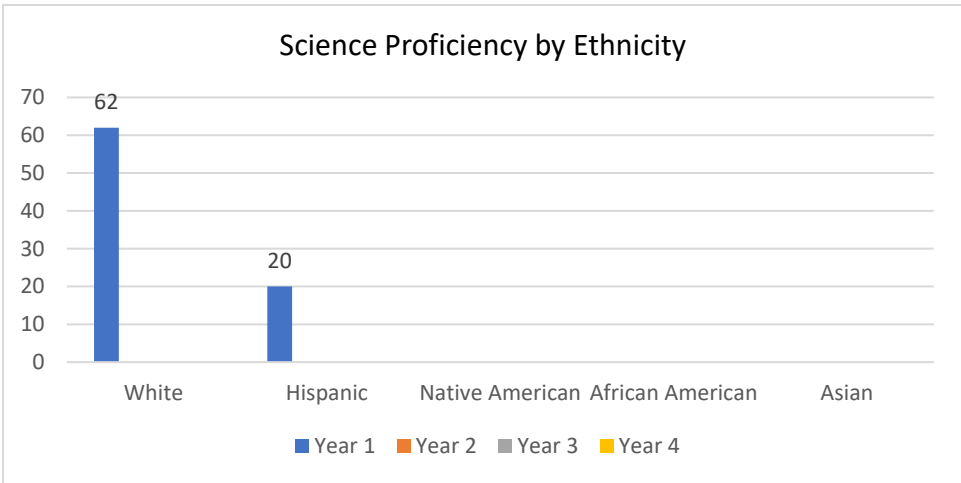
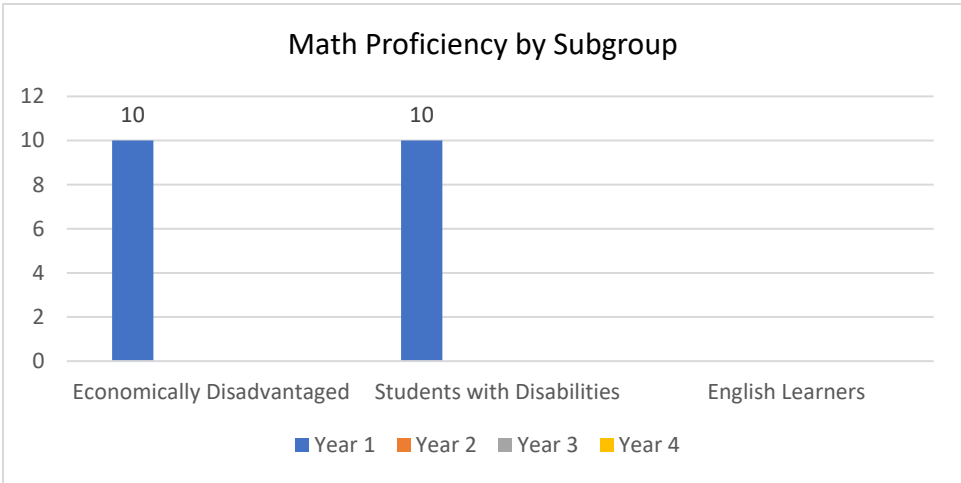

Overall Standing:

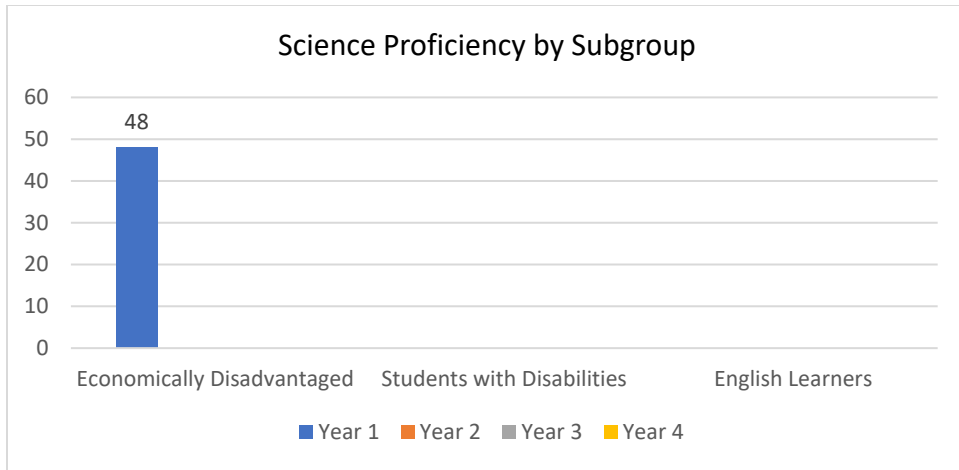
| Contract Year | School Year | Overall Standing | Designations | Academic Data Available |
|---------------|-------------|------------------|-------------------------------------|-------------------------|
| Year 1 | 2018-19 | 55 | Comprehensive Support & Improvement | Data provided |
| Year 2 | 2019-20 | | | Data not available |
| Year 3 | 2020-21 | | | Data not available |
| Year 4 | 2021-22 | | | Data available 8/31/22 |

Proficiency:

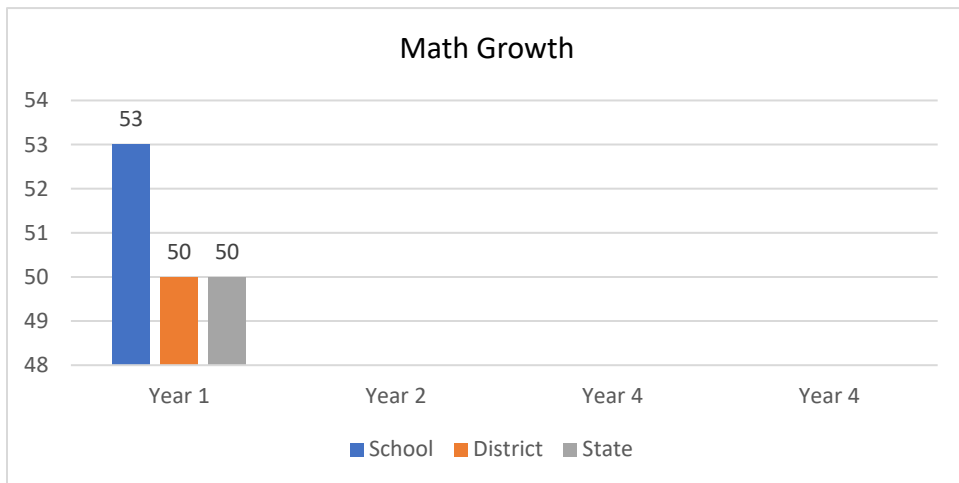
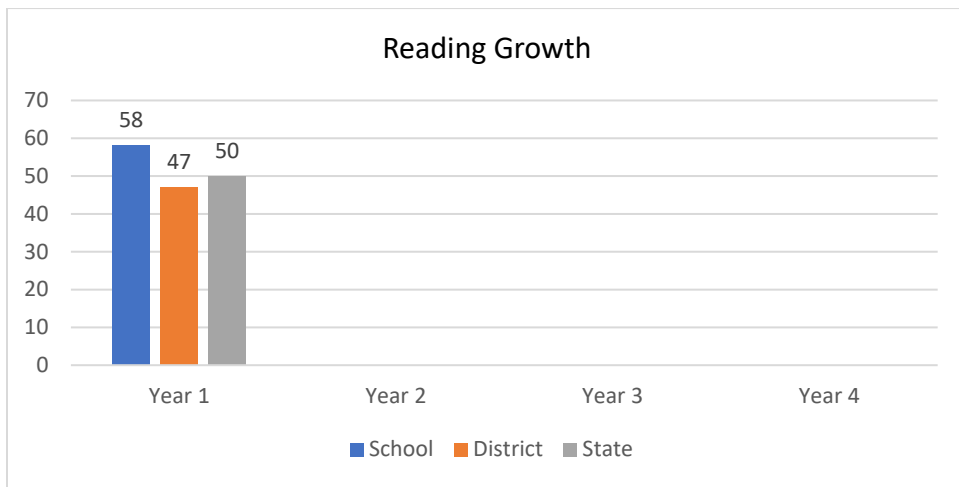




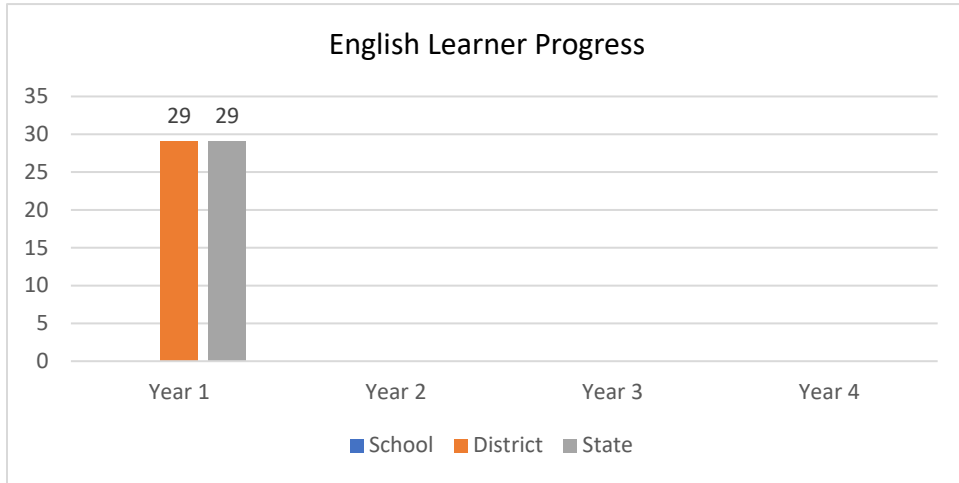




Academic Growth:

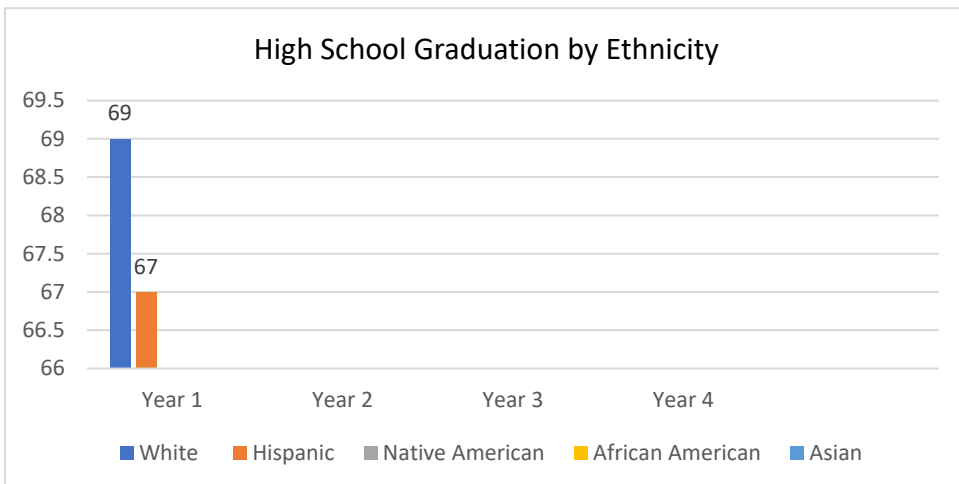
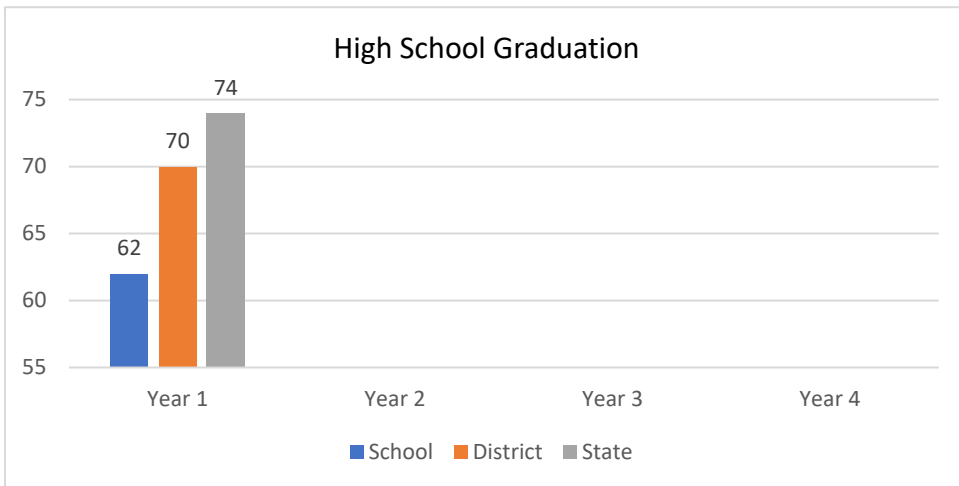


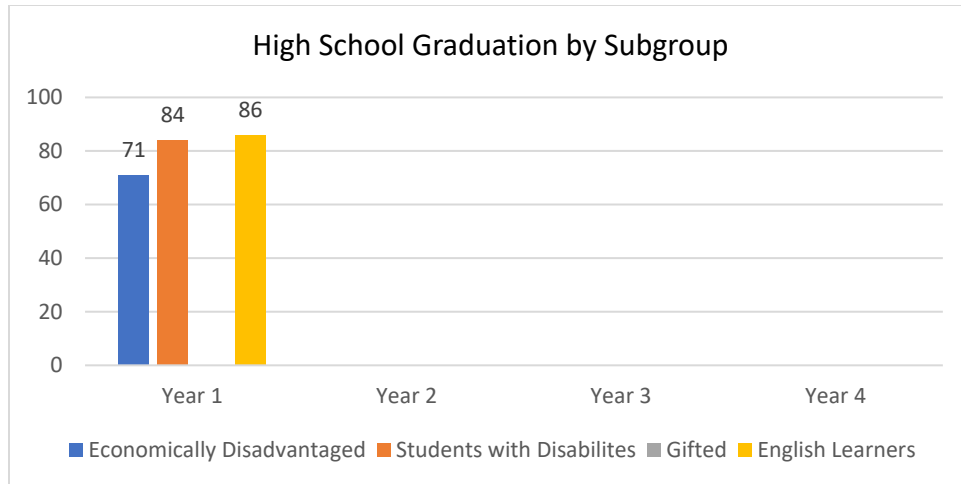
English Learner Progress toward Proficiency:



High School Graduation Rates:

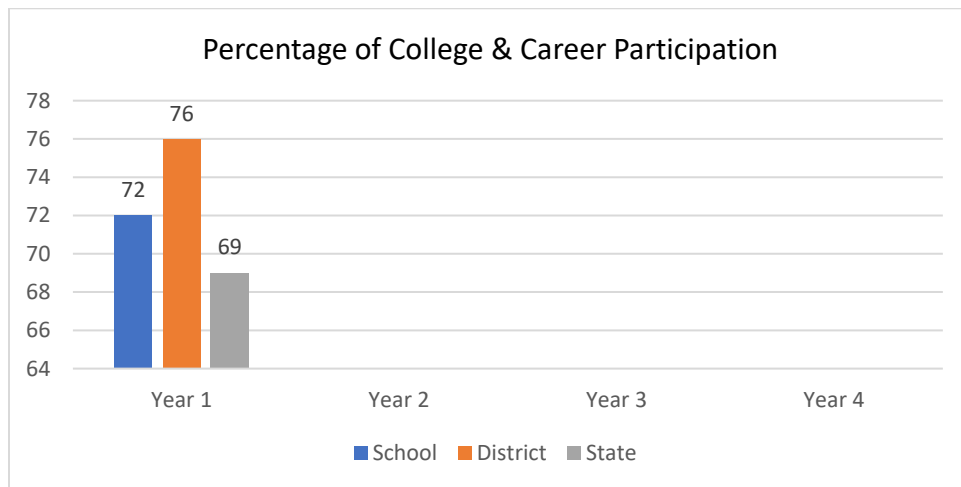
The data reported each year is for the prior year’s cohort of students.





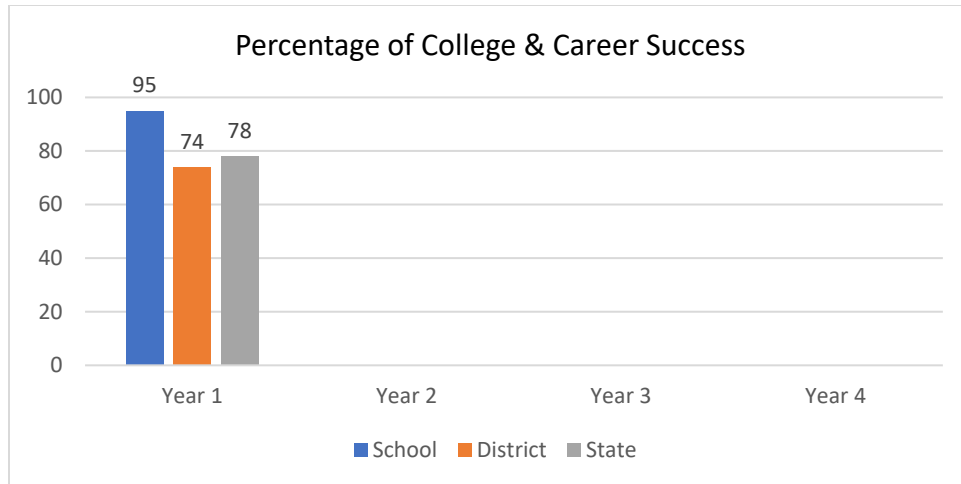
Career & College Program Participation:

High schools are awarded credit when students participate and succeed in college and career readiness (CCR) activities such activities include PSAT/NMSQT, SAT, ACT, Concurrent Enrollment/Dual Credit, Advanced Placement, Career Programs of Study, AccuPlacer, COMPASS, IB, TABE, WorkKeys and ASVAB.



College & Career Program Success:

This measure focuses on student success (as opposed to participation) in the activities listed above.



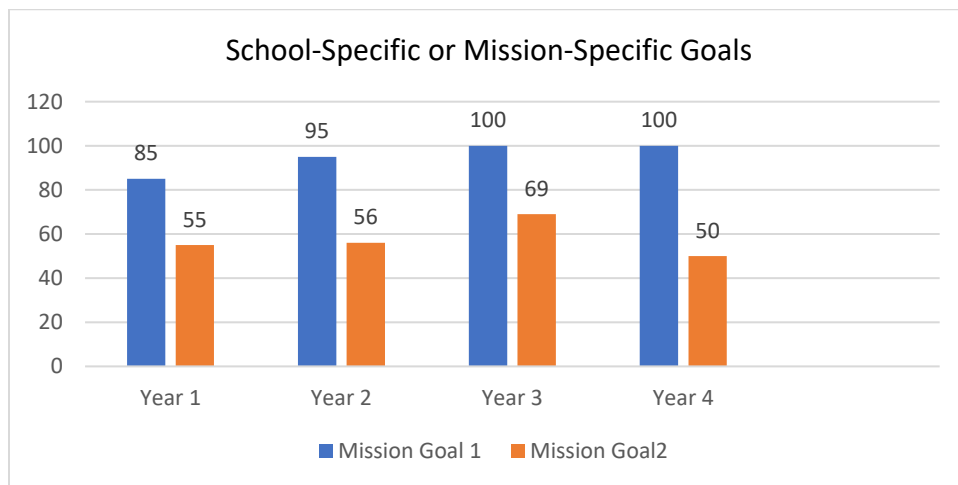
School-Specific or Mission-Specific Goals:

Goal 1: Goal #1: Students will complete at least one (1) career pathway program of study (Programming & Design, Post-Production Film, and/or Visual Arts pathways), upon their graduation from Media Arts Collaborative Charter School.

| Measure Rating Category | Description of Target for each Performance Level |
|--------------------------|--|
| Exceeds Standard | 76%-100% of graduates complete one (1) or more of the following career pathway programs of study: Programming & Design, Post-Production Film, and/or Visual Arts. |
| Meets Standard | 51%-75% of graduates complete one (1) or more of the following career pathway programs of study: Programming & Design, Post-Production Film, and/or Visual Arts. |
| Does Not Meet Standard | 25% - 50% of graduates complete one (1) or more of the following career pathway programs of study: Programming & Design, Post-Production Film, and/or Visual Arts. |
| Falls Far Below Standard | Up to 24% of graduates complete one (1) or more of the following career pathway programs of study: Programming & Design, Post-Production Film, and/or Visual Arts. |

Goal 2: Goal #2: Students will complete at least one (1) internship program upon their graduation from Media Arts Collaborative Charter School.

| Measure Rating Category | Description of Target for each Performance Level |
|--------------------------|---|
| Exceeds Standard | 76%-100% of graduates complete one (1) or more internship program(s), (each internship is worth 0.5 high school credit). |
| Meets Standard | 51%-75% of graduates complete one (1) or more internship program(s), (each internship is worth 0.5 high school credit). |
| Does Not Meet Standard | 25% - 50% of graduates complete one (1) or more internship program(s), (each internship is worth 0.5 high school credit). |
| Falls Far Below Standard | Up to 24% of graduates complete one (1) or more internship program(s), (each internship is worth 0.5 high school credit). |



Based on data given to CSD on 6-30-2021, the school exceeded or met both goals for all but one year. In year 4, the school did not meet the second goal by 1 percentage point.

Student Attendance/Retention/Recurrent Enrollment

| Year | Student Attendance Target: 95% | Student Retention Target: 70% | Student Recurrent Enrollment Target: 80% |
|--------|--------------------------------|-------------------------------|--|
| Year 1 | 97% | 84% | 81% |
| Year 2 | 95% | 88% | 74% |
| Year 3 | 99% | 88% | 80% |
| Year 4 | 96% | 94% | 73% |

Teacher Retention Rate:

| Year | Retention Rate |
|------------------|-----------------------|
| Year 1 to Year 2 | 74% |
| Year 2 to Year 3 | 75% |
| Year 3 to Year 4 | 67% |

Financial Compliance

| Contract Year | School Year | Fiscal Year (FY) |
|----------------------|--------------------|-------------------------|
| Year 1 | 2018-19 | FY19 |
| Year 2 | 2019-20 | FY20 |
| Year 3 | 2020-21 | FY21 |
| Year 4 | 2021-22 | FY22 |

Enrollment Trends as reported in STARS 2021-22 120D

| Grades Served | FY19 | FY20 | FY21 | FY22 |
|----------------------|-------------|-------------|-------------|-------------|
| 6 | 22 | 31 | 15 | 23 |
| 7 | 34 | 28 | 30 | 22 |
| 8 | 49 | 37 | 30 | 31 |
| 9 | 40 | 38 | 33 | 29 |
| 10 | 33 | 33 | 29 | 28 |
| 11 | 32 | 28 | 29 | 23 |
| 12 | 40 | 19 | 26 | 26 |
| Total | 250 | 214 | 192 | 182 |

Staffing as reported in OBMS, measured in Full-Time Equivalents (FTE)

| Year | Reg Ed Teacher | Reg Ed EA | SPED Teacher | SPED EA | Support Services | Admin/Support | Principal Head Admin | TOTAL All Funds |
|-------------|----------------|-----------|--------------|---------|------------------|---------------|----------------------|-----------------|
| FY19 | 18.20 | 2.42 | 3.65 | | 4.43 | 4.00 | 1.00 | 33.70 |
| FY20 | 16.32 | 2.00 | 3.89 | | 4.02 | 3.76 | 1.00 | 30.99 |
| FY21 | 14.17 | | 3.72 | 1.75 | 2.93 | 3.75 | 1.00 | 27.32 |
| FY22 | 12.42 | | 3.07 | 1.88 | 3.01 | 3.75 | 1.00 | 25.13 |

Full-Time Equivalents as reported in OBMS expenditure rollup reports paid for with operational funds

| Year | Reg Ed Teacher | Reg Ed EA | SPED Teacher | SPED EA | Support Services | Admin/Support | Principal Head Admin | TOTAL Operational |
|------|----------------|-----------|--------------|---------|------------------|---------------|----------------------|-------------------|
| FY19 | 17.35 | .02 | 3.04 | | 2.62 | 4.00 | 1.00 | 28.03 |
| FY20 | 15.82 | | 3.34 | | 3.35 | 3.76 | 1.00 | 27.27 |
| FY21 | 14.17 | | 3.10 | | 2.33 | 3.75 | 1.00 | 24.35 |
| FY22 | 10.92 | | 2.51 | | 2.83 | 3.75 | 1.00 | 21.01 |

Actual SEG Funding and Operational Expenses, in whole dollars, by Function Code:

| Function | Function Name | FY19 | % | FY20 | % | FY21 | % | FY22 | % |
|--------------------------------------|----------------------------|-----------|-----|-----------|-----|-----------|------|-----------|-----|
| 1000 | Direct Instruction | 1,475,375 | 61% | 1,558,953 | 60% | 1,472,236 | 59% | 1,230,202 | 52% |
| 2100 | Student Support | 568,290 | 13% | 403,904 | 16% | 349,511 | 14% | 391,934 | 16% |
| 2200 | Instructional Support | 7,741 | 0% | 2,218 | 0% | 5,933 | 0% | 13,624 | 1% |
| 2300 | Central Administration | 163,647 | 7% | 172,089 | 7% | 194,838 | 8% | 216,910 | 9% |
| 2400 | School Administration | 92,219 | 4% | 96,012 | 4% | 80,121 | 3% | 87,158 | 4% |
| 2500 | Central Services | 116,205 | 5% | 126,769 | 5% | 125,497 | 5% | 131,398 | 6% |
| 2600 | Maintenance and Operations | 211,725 | 9% | 215,388 | 8% | 222,459 | 9% | 281,986 | 12% |
| 2700-5999 | All Other Function Codes | 26,324 | 1% | 26,168 | 1% | 25,700 | 1% | 26,255 | 1% |
| Total Operational Expense Fund 11000 | | 2,421,019 | | 2,601,501 | | 2,476,296 | | 2,379,468 | |
| Total Operational Revenue Fund 11000 | | 2,573,980 | 94% | 2,795,131 | 93% | 2,394,725 | 103% | 2,420,619 | 98% |

Operational Cash Balance from audited financial reports

| Year | Amount | % Increase (Decrease) |
|---|---------|-----------------------|
| FY19 – 7/1 Beginning Balance | 241,289 | |
| FY19 – 6/30 Ending Balance | 186,753 | (23%) |
| FY20 – 6/30 Ending Balance | 339,714 | 82% |
| FY21 – 6/30 Ending Balance | 533,345 | 57% |
| FY22 – 6/30 Ending Balance - <i>Projected</i> | 373,640 | (30%) |

Audit Findings

| Contract Year | Total Findings | Repeat Findings | Material Weakness | Significant Deficiency | Disclaimed Audit |
|---------------|----------------|-----------------|-------------------|------------------------|------------------|
| FY19 | 2 | 1 | 0 | 0 | No |
| FY20 | 0 | 0 | 0 | 0 | No |
| FY21 | 0 | 0 | 0 | 0 | No |

Governing Body Performance

Board Membership and Officers: Did the board have all required officers and all required members in place during each fiscal year of the contract term, and were notifications of changes in membership submitted timely?

| Contract Year | Chair | Vice-Chair | Secretary | Full Membership | Timely Notification of Vacancies |
|---------------|-------------------|------------|-----------|-----------------|----------------------------------|
| FY19 | CSD did not track | | | 4 | No |
| FY20 | Yes | Yes | Yes | 5 | Yes |
| FY21 | Yes | Yes | Yes | 5 | Yes |
| FY22 | Yes | Yes | No | 5 | No |

Governing Board Training: Did all members of the board complete the required training hours of 8 hours per year for continuing members and 10 hours for new members? **Note:** Black shading indicates that the member did not serve a full year. An asterisk indicates the school has a 2-hour fiscal exemption. A red number indicates member did not complete all required hours.

| Board Members | FY19 | FY20 | FY21 | FY22 |
|------------------------------|------|------|------|------|
| Michael Trujillo (Chair) | 0 | 8 | 8 | 0 |
| Carolyn Carlson (Vice Chair) | 7 | 8 | 8 | 8 |
| Malinda Menke (Secretary) | 8 | 11 | 8 | 8 |
| Channing Concho | 7 | 8 | 7 | 8 |
| Donna William | 10 | | | |
| Faith Toledo | | | | 15 |
| Patricia Gladstone | | 7 | 0 | |

Performance Framework Summary

Indicator ratings for contract years 1-3 are complete, though academic indicators 1 and 2 were not available for years 2 and 3 due to the lack of statewide assessment data. Some of the ratings for year 3 are Assurances or Not Applicable due to the COVID-19 pandemic. The ratings for Year 4 (school year 2021-22) are complete for the indicators rated Meets Standard, Working to Meet Standard, and Does Not Meet Standard. The remaining indicators will be complete in the final version of Part A, which will be sent to schools on September 2, 2022.

| Performance Framework Indicators | 2018-19 | 2019-20 | 2020-21 | 2021-22 |
|---|-----------------|-----------------|-----------------|-----------------|
| Academic Performance | | | | |
| 1 State Accountability System | Meets Standard | Not Available | Not Available | Not Available |
| 2 Subgroup Performance | Pending | Not Available | Not Available | Not Available |
| 3 Mission-Specific Goals | | | Meets Standard | Rated 9/2 |
| Organizational and Financial Performance | | | | |
| 1a Mission and Educational Program | Meets Standard | Meets Standard | Meets Standard | Rated 9/2 |
| 1b State Assessment Requirements | Working to Meet | Not Reviewed | Not Reviewed | Rated 9/2 |
| 1c Rights of Students with Disabilities | Meets Standard | Not Reviewed | Meets Standard | Rated 9/2 |
| 1d Rights of English Learners | Working to Meet | Not Reviewed | Meets Standard | Rated 9/2 |
| 1e Meeting Program Requirements | Meets Standard | Meets Standard | Assurances | Rated 9/2 |
| 1f NM DASH Plan | N/A | N/A | N/A | N/A |
| 2a Financial Reporting and Compliance | Working to Meet | Working to Meet | Meets Standard | Meets Standard |
| 2b Accounting Principles | Meets Standard | Meets Standard | Meets Standard | Meets Standard |
| 2c Responsive to Audit Findings | Does Not Meet | Does Not Meet | Meets Standard | Meets Standard |
| 2d Managing Grant Funds | Meets Standard | Meets Standard | Meets Standard | Rated 9/2 |
| 2e Staffing for Fiscal Management | Meets Standard | Meets Standard | Meets Standard | Meets Standard |
| 2f Internal Controls | | Meets Standard | Meets Standard | N/A |
| 3a Governance Requirements | Does Not Meet | Meets Standard | Working to Meet | Rated 9/2 |
| 3b Nepotism, Conflict of Interest | Meets Standard | Not Reviewed | Assurances | Meets Standard |
| 3c Reporting Requirements | Meets Standard | Meets Standard | Assurances | Working to Meet |
| 4a Rights of All Students | Meets Standard | Not Reviewed | Assurances | Meets Standard |
| 4b Attendance and Retention | Meets Standard | Meets Standard | Meets Standard | Meets Standard |
| 4c Staff Credentialing | Meets Standard | Not Reviewed | Meets Standard | Rated 9/2 |
| 4d Employee Rights | Meets Standard | Not Reviewed | Assurances | Rated 9/2 |
| 4e Background Checks, Ethics | Meets Standard | Not Reviewed | Assurances | Meets Standard |
| 5a Facilities | Meets Standard | Not Reviewed | Assurances | Rated 9/2 |
| 5b Transportation | Meets Standard | Not Reviewed | Assurances | N/A |
| 5c Health and Safety | Meets Standard | Not Reviewed | Assurances | Rated 9/2 |
| 5d Handling Information | Meets Standard | Meets Standard | Assurances | Rated 9/2 |