



STATE OF NEW MEXICO
PUBLIC EDUCATION DEPARTMENT
300 DON GASPAR
SANTA FE, NEW MEXICO 87501-2786
Telephone (505) 827-5800
www.ped.state.nm.us

KURT STEINHAUS, ED.D.
SECRETARY OF EDUCATION

MICHELLE LUJAN GRISHAM
GOVERNOR

**Charter Schools Division
Renewal Application Part A
August 19, 2022**

School Name: Albuquerque Collegiate Charter School

School Address: 1720 Bridge Blvd SW, Albuquerque, NM 87105

Head Administrator: Jade Rivera

Governing Board Chair: Tomas Garcia

Business Manager: Katie Rarick

Authorized Grade Levels: K-5

Authorized Enrollment: 360

Current Enrollment: 145

Contract Term: 2018-2023

Mission: Within a structured and ambitious school community, driven by high-quality Instruction and Intensive academic supports, Albuquerque Collegiate Charter School educates all students for college graduation and life success.

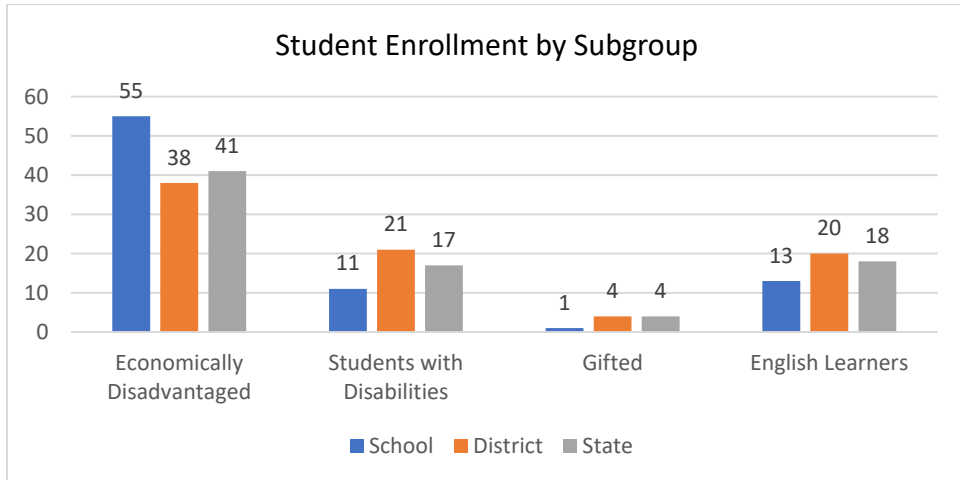
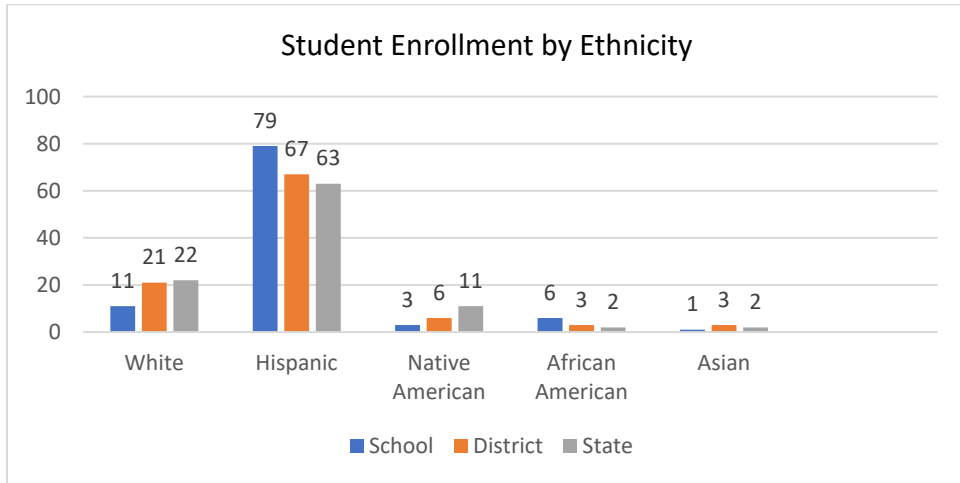
Educational Program of School as written in the contract:

- The school has an intentional focus on literacy and math that accounts for the majority of the day.
- The school provides comprehensive professional development for staff, which includes an intensive summer training, and regularly scheduled internal and external professional development training sessions, data days during the school year, and teacher observations following by coaching sessions.

Amendments approved in last four years: 2

PEC Meeting Date	Amendment Request	Approved
09/20/2019	Change in CPO	Yes
03/18/2022	Non-Profit Foundation or Component Unit	Yes

Demographics as reported in STARS 2021-22 EOY



Academic Performance

State Accountability System:

State and federal statute mandates accountability for all public schools. This section provides a snapshot of the school’s academic performance according to data collected by the Public Education Department (PED) for the first four years of the charter’s contract.

Schools with an overall score that places them in the top 25% of schools in the state are awarded the Spotlight designation. Schools that score in the top 10% for any individual measure in the accountability system are awarded a Designation of Excellence (DOE) for that measure.

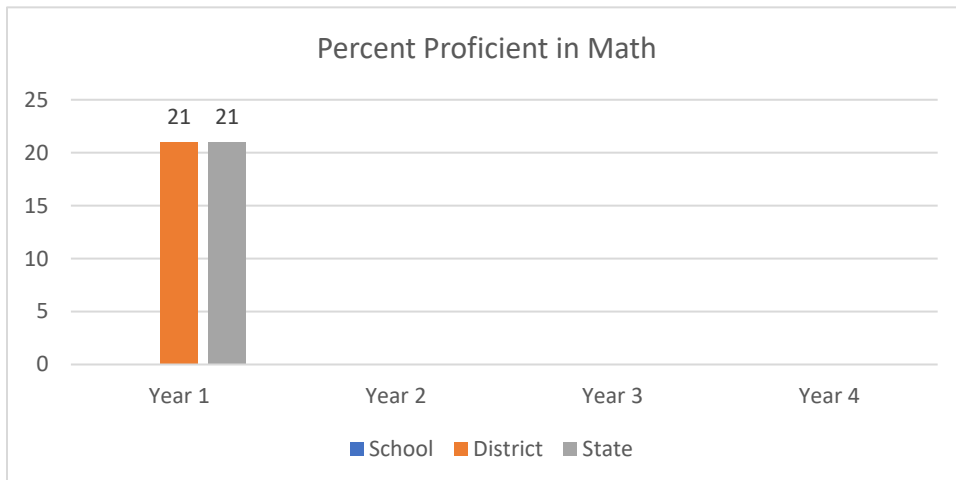
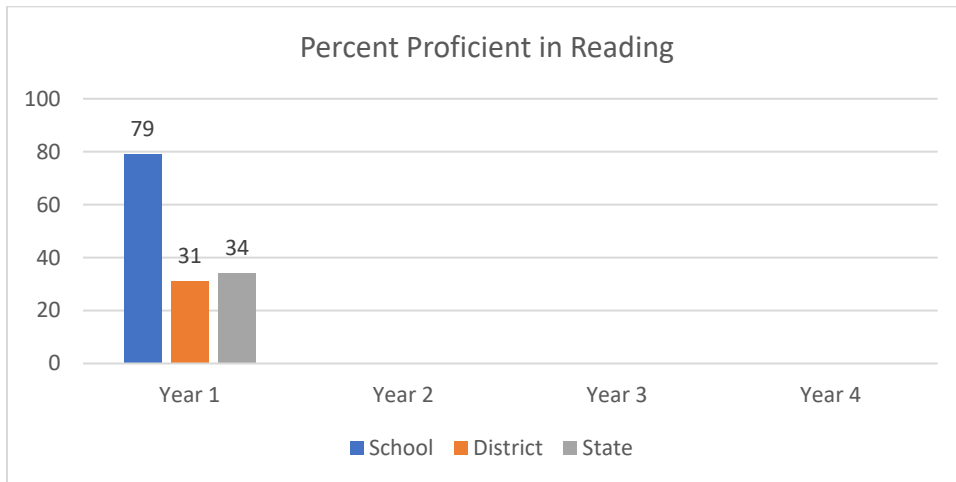
Accountability data are not available for Years 2-3 due to the COVID-19 pandemic. Data for Year 4 will be available August 31, 2022, and an updated revision of this document incorporating those data will be provided to schools on September 2, 2022.

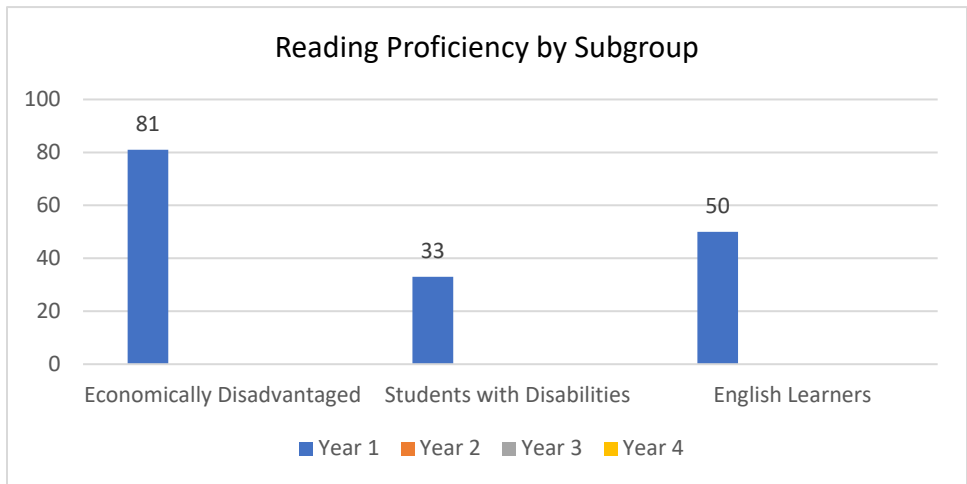
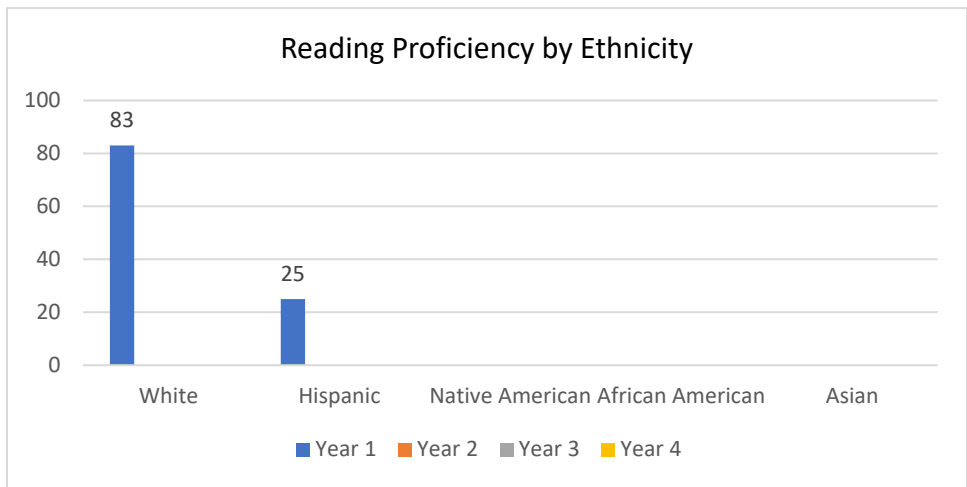
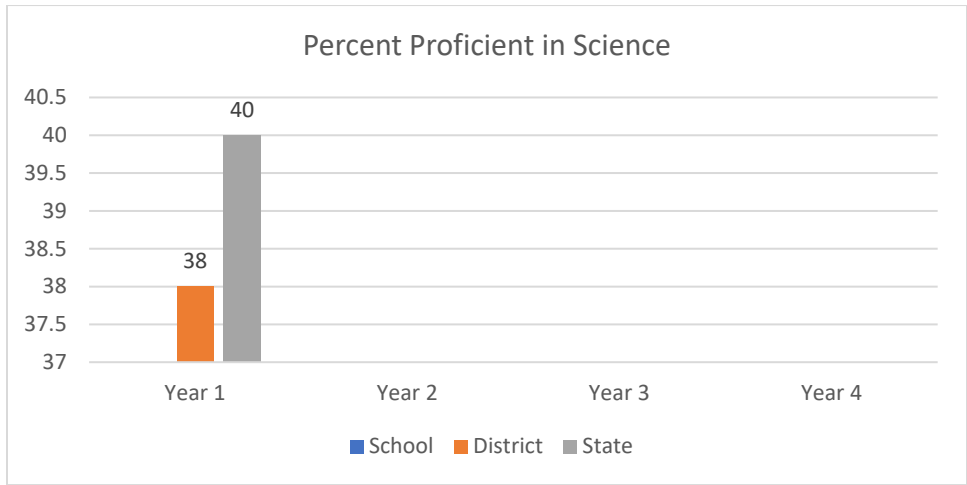
Albuquerque Collegiate does not have proficiency or growth scores for math and science because for SY 2018-19, the school only served grades K-2.




Overall Standing:

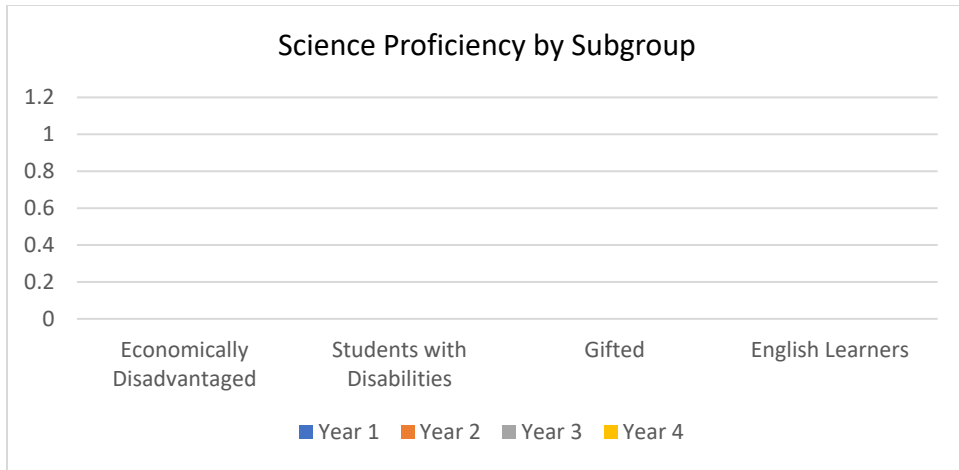
Contract Year	School Year	Overall Standing	Designations	Academic Data Available
Year 1	2018-19	89	Spotlight, Traditional Support, DOE for Reading	Data provided
Year 2	2019-20			Data not available
Year 3	2020-21			Data not available
Year 4	2021-22			Data available 8/31/22

Proficiency:

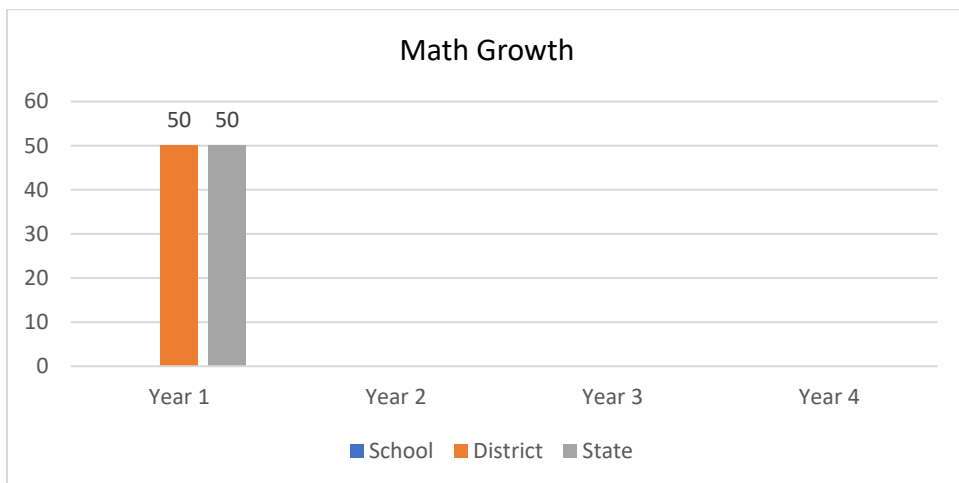
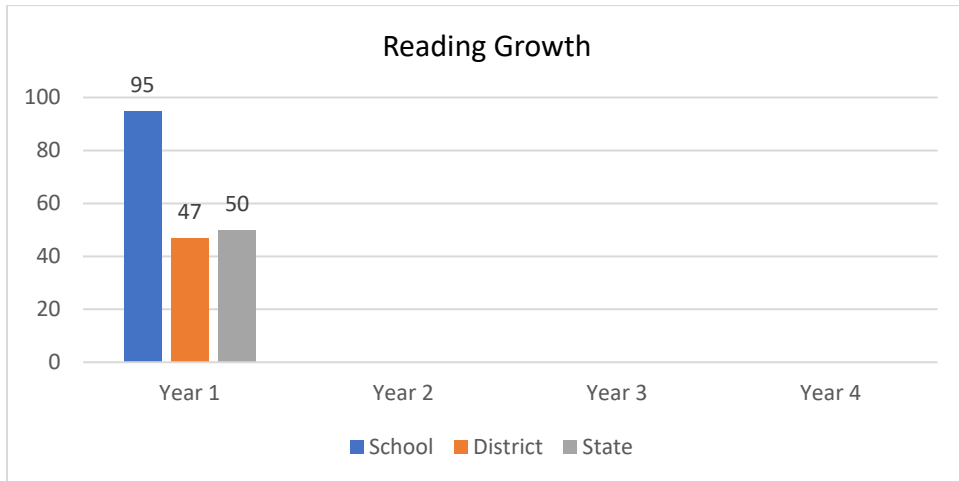




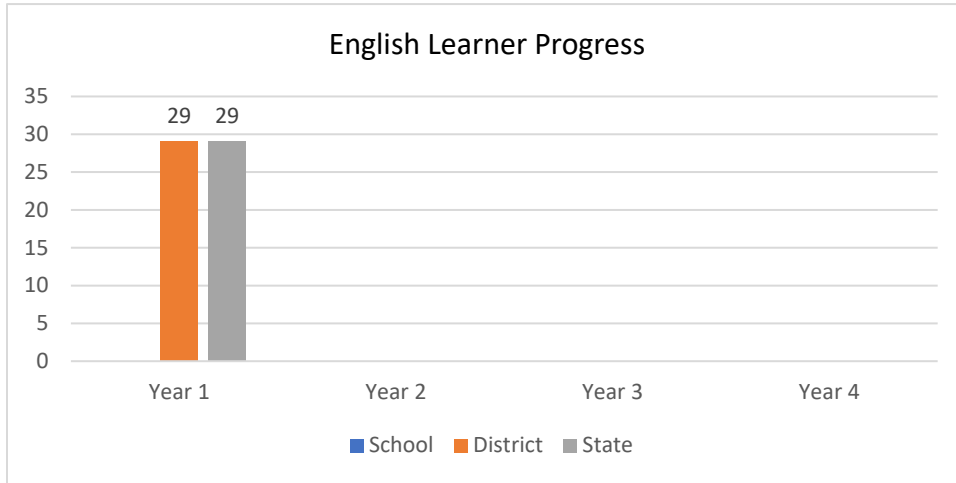




Academic Growth:



English Learner Progress toward Proficiency:



School-Specific or Mission-Specific Goals:

No data to report. Mission goals were optional on the 2018 version of the contract. The school elected not to include mission-specific goals.

Student Attendance/Retention/Recurrent:

Year	Student Attendance Target: 95%	Student Retention Target: 70%	Student Recurrent Enrollment Target: 80%
Year 1	93%	NA	NA
Year 2	94%	83%	88%
Year 3	87%	99%	96%
Year 4	85%	91%	77%

Teacher Retention Rate:

Year	Retention Rate
Year 1 to Year 2	60%
Year 2 to Year 3	67%
Year 3 to Year 4	73%

Financial Compliance

Contract Year	School Year	Fiscal Year (FY)
Year 1	2018-19	FY19
Year 2	2019-20	FY20
Year 3	2020-21	FY21
Year 4	2021-22	FY22

Enrollment Trends as reported in STARS 120D

Grades Served	FY19	FY20	FY21	FY22
K	22	30	47	24
1	13	18	32	46
2		26	31	29
3			19	31
4				17
5				
Total	35	74	129	147

Staffing as reported in OBMS, measured in Full-Time Equivalents (FTE)

Year	Reg Ed Teacher	Reg Ed EA	SPED Teacher	SPED EA	Support Services	Admin/Support	Principal Head Admin	TOTAL All Funds
FY19	2.98					1.91	1.00	5.89
FY20	6.00					2.18	1.00	9.18
FY21	8.98				1.00	2.22	1.00	13.20
FY22	12.02	.30			1.80	3.00	1.00	18.12

FTE paid for with operational funds

Year	Reg Ed Teacher	Reg Ed EA	SPED Teacher	SPED EA	Support Services	Admin/Support	Principal Head Admin	TOTAL Operational
FY19	2.44					1.91	1.00	5.35
FY20	5.68					1.90	1.00	8.58
FY21	8.81					1.86	1.00	11.67
FY22	7.66	.30			.35	1.82	.47	10.60

Actual SEG Funding and Operational Expenses, in whole dollars, by Function Code:

Function	Function Name	FY19	%	FY20	%	FY21	%	FY22	%
1000	Direct Instruction	118,603	22%	337,056	40%	511,959	43%	532,210	37%
2100	Student Support	41,004	8%	49,495	6%	102,420	9%	119,682	8%
2200	Instructional Support			9,330	1%	19,290	2%	27,365	2%
2300	Central Administration	107,801	20%	131,937	15%	151,381	13%	139,390	10%
2400	School Administration	113,135	21%	81,411	10%	76,827	6%	72,340	5%
2500	Central Services	46,920	9%	63,231	7%	119,990	10%	143,600	10%
2600	Maintenance and Operations	98,606	18%	167,755	20%	217,598	18%	390,185	27%
2700-5999	All Other Function Codes	10,229	2%	9,647	1%	2,677	0%	11,458	1%
Total Operational Expense Fund 11000		536,298		850,162		1,202,143		1,436,230	
Total Operational Revenue Fund 11000		662,474	81%	831,906	102%	1,645,518	73%	1,414,095	101%

Operational Cash Balance from audited financial reports

Year	Amount	% Increase (Decrease)
FY19 – 7/1 Beginning Balance	0	
FY19 – 6/30 Ending Balance	0	
FY20 – 6/30 Ending Balance	134,523	>100%
FY21 – 6/30 Ending Balance	38,993	>100%
FY22 – 6/30 Ending Balance - <i>Projected</i>	108,936	>100%

Audit Findings

Contract Year	Total Findings	Repeat Findings	Material Weakness	Significant Deficiency	Disclaimed Audit
FY19	5	0	1	0	No
FY20	3	2	1	0	No
FY21	1	0	1	0	No

Governing Body Performance

Board Membership and Officers: Did the board have all required officers and all required members in place during each fiscal year of the contract term, and were notifications of changes in membership submitted timely?

Contract Year	Chair	Vice-Chair	Secretary	Full Membership	Timely Notification of Vacancies
FY19	Not Tracked			5	Yes
FY20	Yes	Yes	Yes	6	Yes
FY21	Yes	Yes	Yes	6	Yes
FY22	Yes	Yes	Yes	6	N/A

Governing Board Training: Did all members of the board complete the required training hours of 8 hours per year for continuing members and 10 hours for new members? **Note:** Black shading indicates that the member did not serve a full year; red indicates that the member did not complete all required training hours. An asterisk indicates the school has a 2-hour fiscal exemption.

Board Members	FY19	FY20	FY21	FY22
Thomas Garcia (President)	9	10	8	10
Rosa Pynes (Vice President)	9	10	9	8
Cynthia Al-Aghbary (Secretary)	8	10	8	9
Scott Hughes	12	8	9	11
Brandon Meyers	8	8	9	9
Jesus Ontiveros		12	8	9
Jeff Kiely		12	10	8
Andrea Romero			10	10

Performance Framework Summary

Indicator ratings for contract years 1-3 are complete, though academic indicators 1 and 2 were not available for years 2 and 3 due to the lack of statewide assessment data. Some of the ratings for year 3 are Assurances or Not Applicable due to the COVID-19 pandemic. The ratings for Year 4 (school year 2021-22) are complete for the indicators rated Meets Standard, Working to Meet Standard, and Does Not Meet Standard. The remaining indicators will be complete in the final version of Part A, which will be sent to schools on September 2, 2022.

Performance Framework Indicators	2018-19	2019-20	2020-21	2021-22
Academic Performance				
1 State Accountability System	Meets Standard	Not Available	Not Available	Not Available
2 Subgroup Performance	Pending	Not Available	Not Available	Not Available
3 Mission-Specific Goals	N/A	N/A	N/A	N/A
Organizational and Financial Performance				
1a Mission and Educational Program	Meets Standard	Meets Standard	Meets Standard	Meets Standard
1b State Assessment Requirements	Meets Standard	Meets Standard	Not Reviewed	Rated 9/2
1c Rights of Students with Disabilities	Meets Standard	Meets Standard	Meets Standard	Meets Standard
1d Rights of English Learners	Working to Meet	Working to Meet	Working to Meet	Meets Standard
1e Meeting Program Requirements	Meets Standard	Meets Standard	Assurances	Rated 9/2
1f NM DASH Plan	N/A	N/A	N/A	N/A
2a Financial Reporting and Compliance	Meets Standard	Working to Meet	Working to Meet	Rated 9/2
2b Accounting Principles	N/A	Does Not Meet	Does Not Meet	Rated 9/2
2c Responsive to Audit Findings	N/A	Working to Meet	Does Not Meet	Meets Standard
2d Managing Grant Funds	Meets Standard	Meets Standard	Meets Standard	Rated 9/2
2e Staffing for Fiscal Management	Working to Meet	Working to Meet	Meets Standard	Meets Standard
2f Internal Controls	N/A	Meets Standard	N/A	Meets Standard
3a Governance Requirements	Meets Standard	Working to Meet	Meets Standard	Rated 9/2
3b Nepotism, Conflict of Interest	Meets Standard	Meets Standard	Assurances	Meets Standard
3c Reporting Requirements	Meets Standard	Meets Standard	Assurances	Rated 9/2
4a Rights of All Students	Working to Meet	Meets Standard	Assurances	Rated 9/2
4b Attendance and Retention	Meets Standard	Meets Standard	Meets Standard	Meets Standard
4c Staff Credentialing	Meets Standard	Working to Meet	Meets Standard	Meets Standard
4d Employee Rights	Meets Standard	Meets Standard	Assurances	Rated 9/2
4e Background Checks, Ethics	Meets Standard	Working to Meet	Assurances	Meets Standard
5a Facilities	Meets Standard	Meets Standard	Assurances	Rated 9/2
5b Transportation	N/A	N/A	N/A	N/A
5c Health and Safety	Meets Standard	Meets Standard	Assurances	Meets Standard
5d Handling Information	Meets Standard	Meets Standard	Assurances	Rated 9/2



STATE OF NEW MEXICO
PUBLIC EDUCATION DEPARTMENT
300 DON GASPAR
SANTA FE, NEW MEXICO 87501-2786
Telephone (505) 827-5800
www.ped.state.nm.us

KURT STEINHAUS, ED.D.
SECRETARY OF EDUCATION

MICHELLE LUJAN GRISHAM
GOVERNOR

**Charter Schools Division
Renewal Application Part A Supplement
September 2, 2022**

Albuquerque Collegiate Charter School

2021-22 Statewide Summative Assessment Data

On August 30, 2022, the Public Education Department (PED) released preliminary student proficiency data to districts and charter schools, which have until September to review these data and submit discrepancies or questions to PED. Until schools validate the data and PED issues, there are no substantive changes that the Charter Schools Division (CSD) can make to the data provided in the Preliminary Part A sent to schools on August 19, 2022. When the data have been validated and/or growth data provided, the CSD will update Part A.

Contract Term Performance Framework Summary

The CSD has completed the indicator ratings for 2021-22, with the exception of Indicator 1.b. State Assessment Requirements, which cannot be completed until the PED Research, Evaluation, and Accountability Bureau has confirmed the assessment participation rate for each school.

All other indicators have been rated, and the school's annual report will contain an explanation for individual 2021-22 indicators that have not been rated Meets Standard.

Performance Framework Indicators	2018-19	2019-20	2020-21	2021-22
Academic Performance				
1 State Accountability System	Meets Standard	Not Available	Not Available	Pending
2 Subgroup Performance	Pending	Not Available	Not Available	Pending
3 Mission-Specific Goals	N/A	N/A	N/A	N/A
Organizational and Financial Performance				
1a Mission and Educational Program	Meets Standard	Meets Standard	Meets Standard	Meets Standard
1b State Assessment Requirements	Meets Standard	Meets Standard	Not Reviewed	Pending
1c Rights of Students with Disabilities	Meets Standard	Meets Standard	Meets Standard	Meets Standard
1d Rights of English Learners	Working to Meet	Working to Meet	Working to Meet	Meets Standard
1e Meeting Program Requirements	Meets Standard	Meets Standard	Assurances	Meets Standard
1f NM DASH Plan	N/A	N/A	N/A	N/A
2a Financial Reporting and Compliance	Meets Standard	Working to Meet	Working to Meet	Does Not Meet
2b Accounting Principles	N/A	Does Not Meet	Does Not Meet	Does Not Meet
2c Responsive to Audit Findings	N/A	Working to Meet	Does Not Meet	Meets Standard
2d Managing Grant Funds	Meets Standard	Meets Standard	Meets Standard	Meets Standard
2e Staffing for Fiscal Management	Working to Meet	Working to Meet	Meets Standard	Meets Standard
2f Internal Controls	N/A	Meets Standard	N/A	Meets Standard
3a Governance Requirements	Meets Standard	Working to Meet	Meets Standard	Meets Standard
3b Nepotism, Conflict of Interest	Meets Standard	Meets Standard	Assurances	Meets Standard
3c Reporting Requirements	Meets Standard	Meets Standard	Assurances	Meets Standard
4a Rights of All Students	Working to Meet	Meets Standard	Assurances	Meets Standard
4b Attendance and Retention	Meets Standard	Meets Standard	Meets Standard	Working to Meet
4c Staff Credentialing	Meets Standard	Working to Meet	Meets Standard	Meets Standard
4d Employee Rights	Meets Standard	Meets Standard	Assurances	Meets Standard
4e Background Checks, Ethics	Meets Standard	Working to Meet	Assurances	Meets Standard
5a Facilities	Meets Standard	Meets Standard	Assurances	Meets Standard
5b Transportation	N/A	N/A	N/A	N/A
5c Health and Safety	Meets Standard	Meets Standard	Assurances	Meets Standard
5d Handling Information	Meets Standard	Meets Standard	Assurances	Meets Standard