



STATE OF NEW MEXICO
PUBLIC EDUCATION DEPARTMENT
300 DON GASPAR
SANTA FE, NEW MEXICO 87501-2786
Telephone (505) 827-5800
www.ped.state.nm.us

KURT STEINHAUS, ED.D.
SECRETARY OF EDUCATION

MICHELLE LUJAN GRISHAM
GOVERNOR

**Charter Schools Division
Renewal Application Part A
August 19, 2022**

School Name: Altura Preparatory School

School Address: 8650 Alameda Blvd NE, Albuquerque, NM 87122

Head Administrator: Lissa Hines and Meaghan Hindman

Governing Board Chair: Christine Sargent

Business Manager: Ashley Woodard

Authorized Grade Levels: K-5

Authorized Enrollment: 396

Current Enrollment: 188

Contract Term: 2018-2023

Mission: Altura Preparatory School will prepare students from all backgrounds with the academic skills and personal character to become agents for change, ready to reach high levels of success in middle school, high school, and post-secondary pursuits.

Educational Program of School as written in the contract:

The School's educational program shall be as described below:

i. Extended School Day

Altura Prep's school day is extended, 4 days per week, and one day per week the day is shortened for professional development for teachers.

ii. Genius Hour Weekly

Self-directed learning and project-time for all students to pursue a passion, develop creativity, and apply their learning in other areas.

iii. 1:1 Blended Learning

Students will be provided access to technology to enhance students' abilities to develop 21st century skills and allow teachers to provide learning opportunities tailored to individual student needs.

iv. Social Emotional Learning (SEL) and REACH Core Values

SEL at Altura Prep is built around on our REACH core values, which tie into the five key elements of social emotional learning (self-regulation, self-management, social awareness, relationships, and responsible decision-making). We embed our school values of Responsibility, Empathy, Agency, Curiosity, and Humor/Hard Work (REACH) and other essential skills, habits, and mindsets into the school day, through content lessons.

v. Integrated STEAM Curriculum

The school will implement STEAM project-based learning, which will be based on exploration and developing students' curiosity about the world around them. Students will present projects through demonstrations.

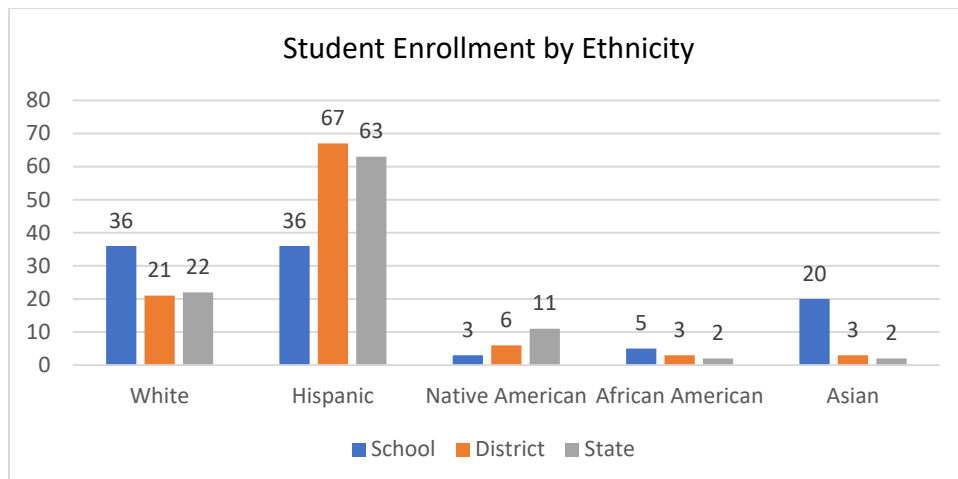
vi. Teacher Specialization

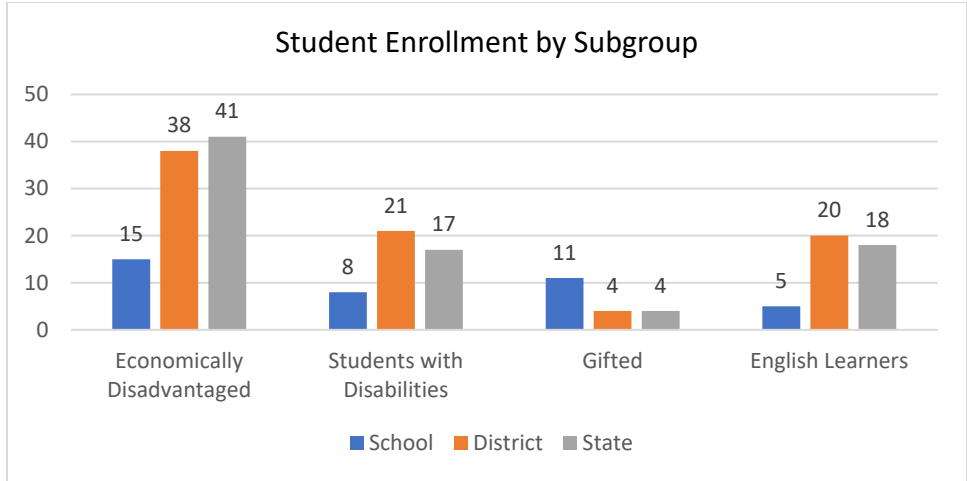
Each Altura Prep teacher focuses on teaching one or two specific content areas. Each student has more than one core teacher in a rotation designed to ensure all student have access to ELA, Math, and project-based learning daily.

Amendments approved in last four years: 6

PEC Meeting Date	Amendment Request	Approved
06/14/2019	School Location	Yes
08/23/2019	Change in Business Manager	Yes
08/23/2019	Change in CPO	Yes
12/11/2020	Change in CPO	Yes
06/11/2021	Governing Body bylaws	Yes
09/24/2021	Change in Business Manager	Yes

Demographics as reported in STARS 2021-22 EOY





Academic Performance

State Accountability System:

State and federal statute mandates accountability for all public schools. This section provides a snapshot of the school’s academic performance according to data collected by the Public Education Department (PED) for the first four years of the charter’s contract.

Schools with an overall score that places them in the top 25% of schools in the state are awarded the Spotlight designation. Schools that score in the top 10% for any individual measure in the accountability system are awarded a Designation of Excellence (DOE) for that measure.

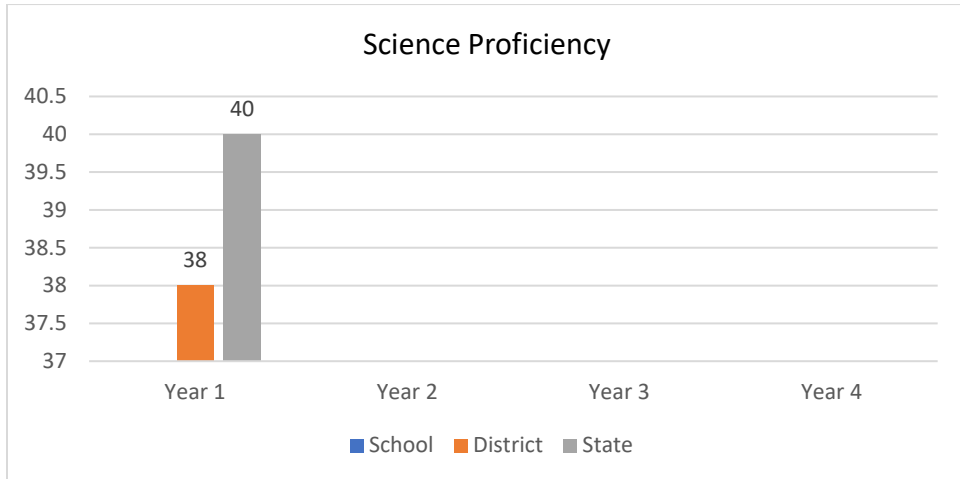
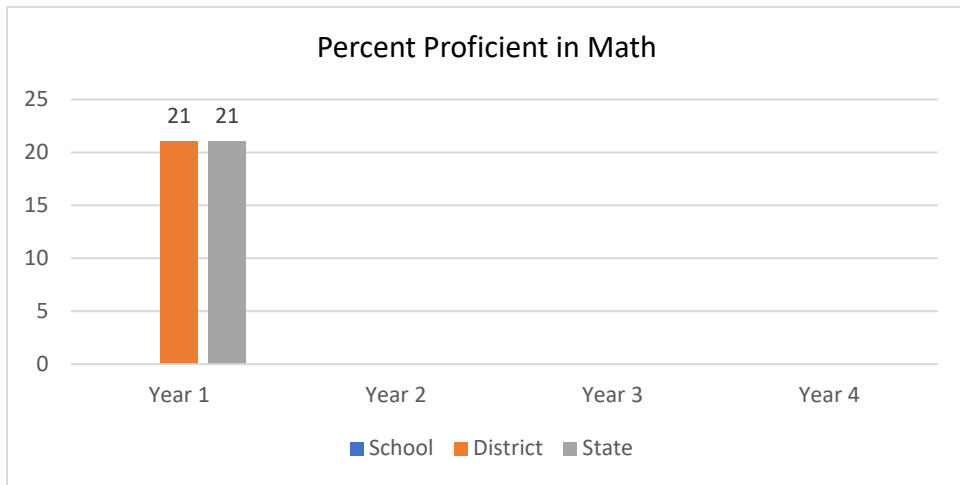
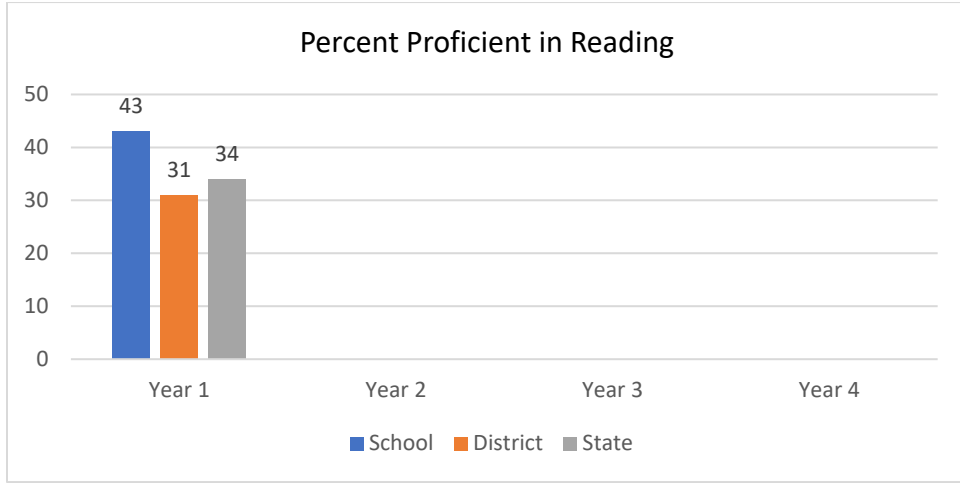
Accountability data are not available for Years 2-3 due to the COVID-19 pandemic. Data for Year 4 will be available August 31, 2022, and an updated revision of this document incorporating those data will be provided to schools on September 2, 2022.


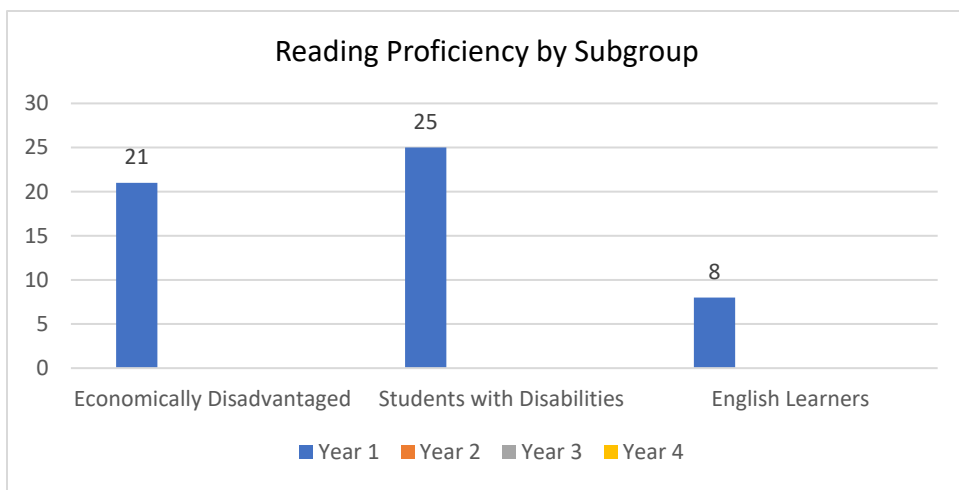
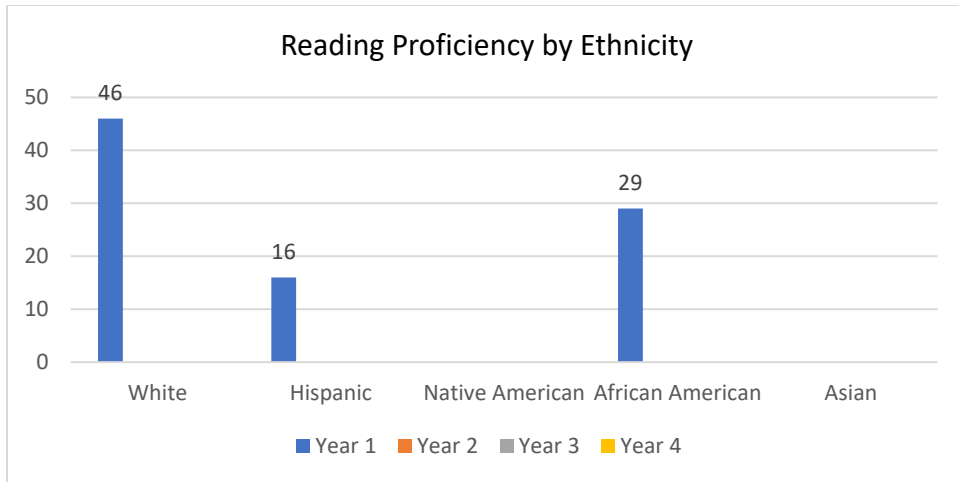
Altura Preparatory Charter School does not have proficiency or growth scores for math and science because during the SY2018-19 , the school only served grades K-2.




Overall Standing:

Contract Year	School Year	Overall Standing	Designations	Academic Data Available
Year 1	2018-19	54	Spotlight school, traditional support	Data provided
Year 2	2019-20			Data not available
Year 3	2020-21			Data not available
Year 4	2021-22			Data available 8/31/22

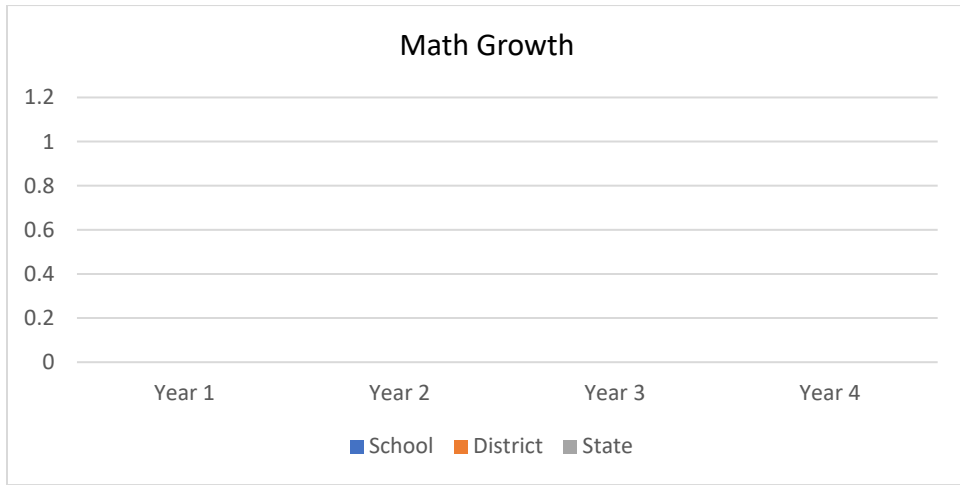
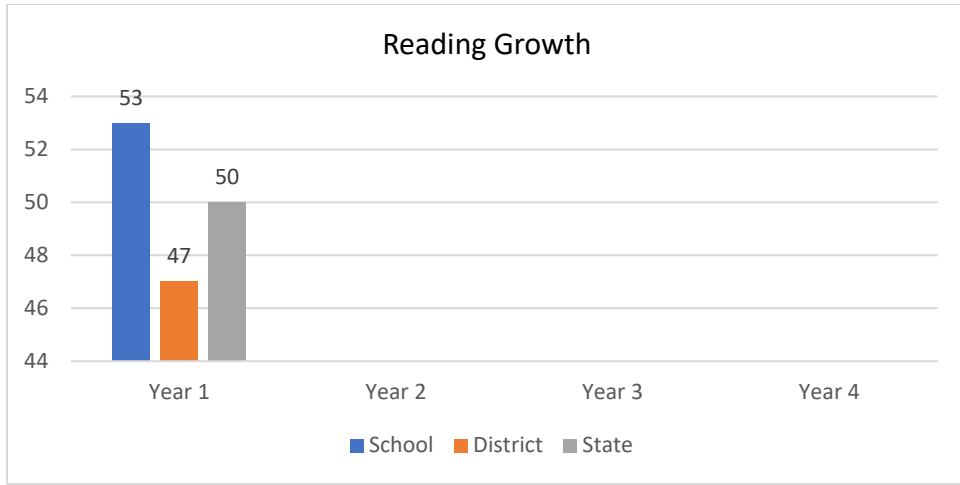
Proficiency:



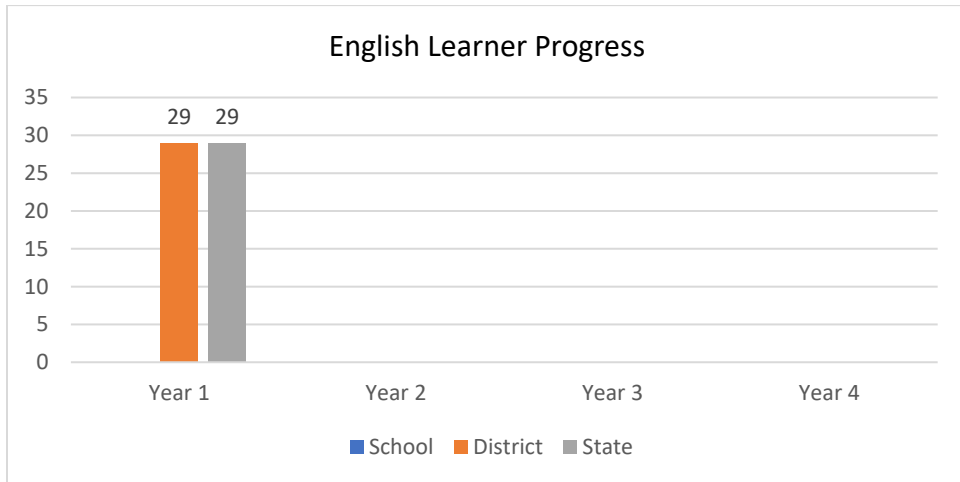




Academic Growth:



English Learner Progress toward Proficiency:



School-Specific or Mission-Specific Goals:

No data to report. Mission goals were optional on the 2018 version of the contract. The school elected not to include mission-specific goals.

Student Attendance/Retention/Recurrent Enrollment

Year	Student Attendance Target: 95%	Student Retention Target: 70%	Student Recurrent Enrollment Target: 80%
Year 1	94%	NA	59%
Year 2	97%	80%	58%
Year 3	97%	94%	95%
Year 4	96%	91%	72%

Teacher Retention Rate:

Year	Retention Rate
Year 1 to Year 2	28%
Year 2 to Year 3	86%
Year 3 to Year 4	47%

Financial Compliance

Contract Year	School Year	Fiscal Year (FY)
Year 1	2018-19	FY19
Year 2	2019-20	FY20
Year 3	2020-21	FY21
Year 4	2021-22	FY22

Enrollment Trends as reported in STARS 120D

Grades Served	FY19	FY20	FY21	FY22
K	32	25	63	40
1	12	39	40	42
2	13	13	41	45
3		11	19	40
4			11	14
5				14
Total	57	88	174	195

Staffing as reported in OBMS, measured in Full-Time Equivalents (FTE)

Year	Reg Ed Teacher	Reg Ed EA	SPED Teacher	SPED EA	Support Services	Admin/Support	Principal Head Admin	TOTAL All Funds
FY19	3.74				.42	1.00	2.00	7.16
FY20	5.80	.20	.24		.52	2.80	1.48	11.04
FY21	9.84		1.30			1.95	2.00	15.09
FY22	10.80		1.90		.02	2.28	2.00	17.00

FTE paid for with operational funds

Year	Reg Ed Teacher	Reg Ed EA	SPED Teacher	SPED EA	Support Services	Admin/Support	Principal Head Admin	TOTAL Operational
FY19	3.74				.04	1.00	2.00	6.78
FY20	5.80		.14			2.80	1.48	10.22
FY21	8.70		1.07			1.95	2.00	13.72
FY22	8.80		.90		.02	1.23	2.00	12.95

Actual SEG Funding and Operational Expenses, in whole dollars, by Function Code:

Function	Function Name	FY19	%	FY20	%	FY21	%	FY22	%
1000	Direct Instruction	256,451	36%	413,238	41%	824,629	45%	910,270	50%
2100	Student Support	17,097	2%	20,716	2%	59,892	3%	50,875	3%
2200	Instructional Support	9,504	1%	221	0%	140	0%	221	0%
2300	Central Administration	114,297	16%	95,371	10%	143,026	8%	139,021	8%
2400	School Administration	171,879	24%	165,043	17%	220,428	12%	180,575	10%
2500	Central Services	33,940	5%	105,227	20%	206,631	11%	134,796	7%
2600	Maintenance and Operations	112,672	16%	196,037	20%	357,236	20%	403,189	22%
2700-5999	All Other Function Codes	3,586	0%		0%	1,291	0%	440	0%
Total Operational Expense Fund 11000		719,426		995,853		1,813,272		1,819,388	
Total Operational Revenue Fund 11000		894,351	80%	854,491	116%	2,347,287	77%	1,585,608	115%

Operational Cash Balance from audited financial reports

Year	Amount	% Increase (Decrease)
FY19 – 7/1 Beginning Balance	0	
FY19 – 6/30 Ending Balance	0	
FY20 – 6/30 Ending Balance	174,366	100%
FY21 – 6/30 Ending Balance	34,232	(80%)
FY22 – 6/30 Ending Balance - <i>Projected</i>	500,000	>100%

Audit Findings

Contract Year	Total Findings	Repeat Findings	Material Weakness	Significant Deficiency	Disclaimed Audit
FY19	7		1	1	No
FY20	2	1			No
FY21	2		1		No

Governing Body Performance

Board Membership and Officers: Did the board have all required officers and all required members in place during each fiscal year of the contract term, and were notifications of changes in membership submitted timely?

Contract Year	Chair	Vice-Chair	Secretary	Full Membership	Timely Notification of Vacancies
FY19	CSD did not track			7	Yes
FY20	Yes	Yes	Yes	8	No
FY21	Yes	Yes	Yes	6	Yes
FY22	Yes	Yes	No	6	Yes

Governing Board Training: Did all members of the board complete the required training hours of 8 hours per year for continuing members and 10 hours for new members? **Note:** Black shading indicates that the member did not serve a full year; yellow indicates that the member did not complete all required training hours. An asterisk indicates the school has a 2-hour fiscal exemption.

Board Members	Year 1	Year 2	Year 3	Year 4
Christine Sargent (Chair)	8	10	8	8
Pamela Scanlon	8	8	8	9
LeeAnn Ortiz	10	8	8	8
Jackie Cusimano (Secretary FY21)	8	8	8	
Jake Lujan (Vice FY21, FY22)		10	9	8
Matt O'Brien				10
Nicholas Gordon			10	9
Casey DeRaad (Secretary FY20)	8	8		
Robert Wilson	8	2		
Patrick Barnes (Vice FY20)	8	8		

Performance Framework Summary

Indicator ratings for contract years 1-3 are complete, though academic indicators 1 and 2 were not available for years 2 and 3 due to the lack of statewide assessment data. Some of the ratings for year 3 are Assurances or Not Applicable due to the COVID-19 pandemic. The ratings for Year 4 (school year 2021-22) are complete for the indicators rated Meets Standard, Working to Meet Standard, and Does Not Meet Standard. The remaining indicators will be complete in the final version of Part A, which will be sent to schools on September 2, 2022.

Performance Framework Indicators	2018-19	2019-20	2020-21	2021-22
Academic Performance				
1 State Accountability System		Not Available	Not Available	Not Available
2 Subgroup Performance	Pending	Not Available	Not Available	Not Available
3 Mission-Specific Goals	Not Applicable	Not Applicable	Not Applicable	Not Applicable
Organizational and Financial Performance				
1a Mission and Educational Program	Meets Standard	Meets Standard	Meets Standard	Meets Standard
1b State Assessment Requirements	Meets Standard	Meets Standard	Not Available	Rated 9/2
1c Rights of Students with Disabilities	Working to Meet	Working to Meet	Meets Standard	Meets Standard
1d Rights of English Learners	Working to Meet	Working to Meet	Meets Standard	Meets Standard
1e Meeting Program Requirements	Meets Standard	Meets Standard	Assurances	Meets Standard
1f NM DASH Plan	Not Applicable	Not Applicable	Working to Meet	Not Applicable
2a Financial Reporting and Compliance	Meets Standard	Working to Meet	Working to Meet	Rated 9/2
2b Accounting Principles	Not Applicable	Does Not Meet	Meets Standard	Rated 9/2
2c Responsive to Audit Findings	Not Applicable	Working to Meet	Does Not Meet	Meets Standard
2d Managing Grant Funds	Meets Standard	Meets Standard	Meets Standard	Rated 9/2
2e Staffing for Fiscal Management	Meets Standard	Meets Standard	Meets Standard	Meets Standard
2f Internal Controls	Not Applicable	Not Applicable		Does Not Meet
3a Governance Requirements	Meets Standard	Meets Standard	Meets Standard	Rate 9/2
3b Nepotism, Conflict of Interest	Meets Standard	Meets Standard	Assurances	Meets Standard
3c Reporting Requirements	Meets Standard	Meets Standard	Assurances	Rate 9/2
4a Rights of All Students	Working to Meet	Meets Standard	Assurances	Meets Standard
4b Attendance and Retention	Meets Standard	Working to Meet	Meets Standard	Meets Standard
4c Staff Credentialing	Working to Meet	Meets Standard	Meets Standard	Meets Standard
4d Employee Rights	Meets Standard	Meets Standard	Assurances	Meets Standard
4e Background Checks, Ethics	Meets Standard	Meets Standard	Assurances	Rate 9/2
5a Facilities	Meets Standard	Meets Standard	Assurances	Meets Standard
5b Transportation	Meets Standard	Meets Standard	Assurances	Meets Standard
5c Health and Safety	Meets Standard	Meets Standard	Assurances	Meets Standard
5d Handling Information	Meets Standard	Meets Standard	Assurances	Meets Standard



STATE OF NEW MEXICO
PUBLIC EDUCATION DEPARTMENT
300 DON GASPAR
SANTA FE, NEW MEXICO 87501-2786
Telephone (505) 827-5800
www.ped.state.nm.us

KURT STEINHAUS, ED.D.
SECRETARY OF EDUCATION

MICHELLE LUJAN GRISHAM
GOVERNOR

**Charter Schools Division
Renewal Application Part A Supplement
September 2, 2022**

Altura Preparatory School

2021-22 Statewide Summative Assessment Data

On August 30, 2022, the Public Education Department (PED) released preliminary student proficiency data to districts and charter schools, which have until September to review these data and submit discrepancies or questions to PED. Until schools validate the data and PED issues, there are no substantive changes that the Charter Schools Division (CSD) can make to the data provided in the Preliminary Part A sent to schools on August 19, 2022. When the data have been validated and/or growth data provided, the CSD will update Part A.

Contract Term Performance Framework Summary

The CSD has completed the indicator ratings for 2021-22, with the exception of Indicator 1.b. State Assessment Requirements, which cannot be completed until the PED Research, Evaluation, and Accountability Bureau has confirmed the assessment participation rate for each school.

All other indicators have been rated, and the school's annual report will contain an explanation for individual 2021-22 indicators that have not been rated Meets Standard.

Performance Framework Indicators	2018-19	2019-20	2020-21	2021-22
Academic Performance				
1 State Accountability System	Meets Standard	Not Available	Not Available	Pending
2 Subgroup Performance	Pending	Not Available	Not Available	Pending
3 Mission-Specific Goals	N/A	N/A	N/A	N/A
Organizational and Financial Performance				
1a Mission and Educational Program	Meets Standard	Meets Standard	Meets Standard	Meets Standard
1b State Assessment Requirements	Meets Standard	Meets Standard	Not Available	Pending
1c Rights of Students with Disabilities	Working to Meet	Working to Meet	Meets Standard	Meets Standard
1d Rights of English Learners	Working to Meet	Working to Meet	Meets Standard	Meets Standard
1e Meeting Program Requirements	Meets Standard	Meets Standard	Assurances	Meets Standard
1f NM DASH Plan	Not Applicable	Not Applicable	Not Applicable	Not Applicable
2a Financial Reporting and Compliance	Meets Standard	Working to Meet	Working to Meet	Working to Meet
2b Accounting Principles	Not Applicable	Does Not Meet	Meets Standard	Does Not Meet
2c Responsive to Audit Findings	Not Applicable	Working to Meet	Does Not Meet	Meets Standard
2d Managing Grant Funds	Meets Standard	Meets Standard	Meets Standard	Meets Standard
2e Staffing for Fiscal Management	Meets Standard	Meets Standard	Meets Standard	Meets Standard
2f Internal Controls	Not Applicable	Not Applicable		Does Not Meet
3a Governance Requirements	Meets Standard	Meets Standard	Meets Standard	Meets Standard
3b Nepotism, Conflict of Interest	Meets Standard	Meets Standard	Assurances	Meets Standard
3c Reporting Requirements	Meets Standard	Meets Standard	Assurances	Meets Standard
4a Rights of All Students	Working to Meet	Meets Standard	Assurances	Meets Standard
4b Attendance and Retention	Meets Standard	Working to Meet	Meets Standard	Meets Standard
4c Staff Credentialing	Working to Meet	Meets Standard	Meets Standard	Meets Standard
4d Employee Rights	Meets Standard	Meets Standard	Assurances	Meets Standard
4e Background Checks, Ethics	Meets Standard	Meets Standard	Assurances	Meets Standard
5a Facilities	Meets Standard	Meets Standard	Assurances	Meets Standard
5b Transportation	Not Applicable	Meets Standard	Assurances	Meets Standard
5c Health and Safety	Meets Standard	Meets Standard	Assurances	Meets Standard
5d Handling Information	Meets Standard	Meets Standard	Assurances	Meets Standard