



STATE OF NEW MEXICO  
PUBLIC EDUCATION DEPARTMENT  
300 DON GASPAR  
SANTA FE, NEW MEXICO 87501-2786  
Telephone (505) 827-5800  
[www.ped.state.nm.us](http://www.ped.state.nm.us)

KURT STEINHAUS, ED.D.  
SECRETARY OF EDUCATION

MICHELLE LUJAN GRISHAM  
GOVERNOR

**Charter Schools Division  
Renewal Application Part A  
August 17, 2022**

**School Name:** Cottonwood Classical Preparatory School (CCPS)

**School Address:** 7801 Jefferson St. NE, Albuquerque, NM 87109

**Head Administrator:** John Binnert (Executive Director)

**Governing Board Chair:** Rathi Casey

**Business Manager:** Michael Vigil

**Authorized Grade Levels:** 6-12

**Authorized Enrollment:** 800

**Current Enrollment:** 744

**Current Authorizer:** Albuquerque Public Schools

**Contract Term:** 2018-2023

**Mission:** To develop skillful, knowledgeable, compassionate, balanced, and internationally-minded lifelong learners who are inspired to improve themselves and shape a more peaceful world. To provide a publicly-funded, inclusive, and rigorous education whereby the skills of inquiry, critical thinking, clear communication, independence, responsibility and open-mindedness are fostered through the use of the International Baccalaureate curriculum and utilizing Paideia methodologies. To develop students and graduate scholars who are prepared to thrive in colleges and universities of the world and to become exemplary leaders in their regional, national, and global communities.

**Educational Program of School as written in the contract:**

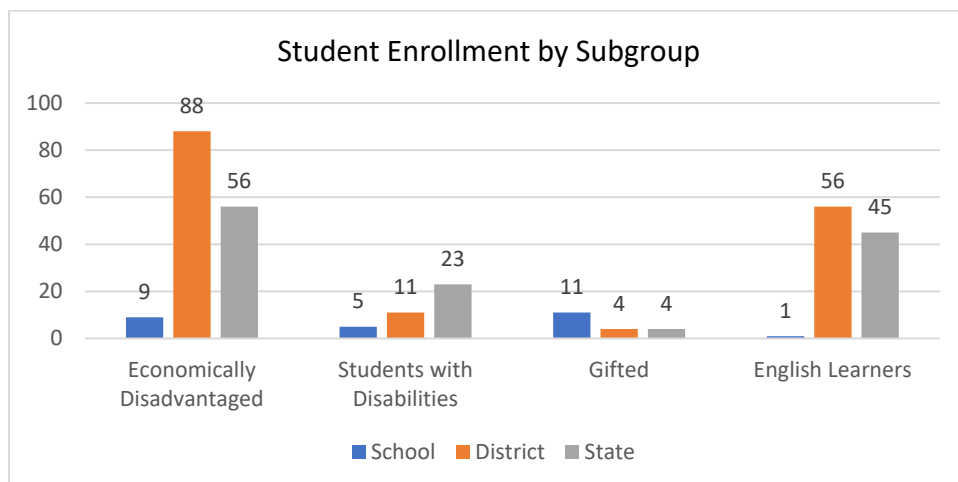
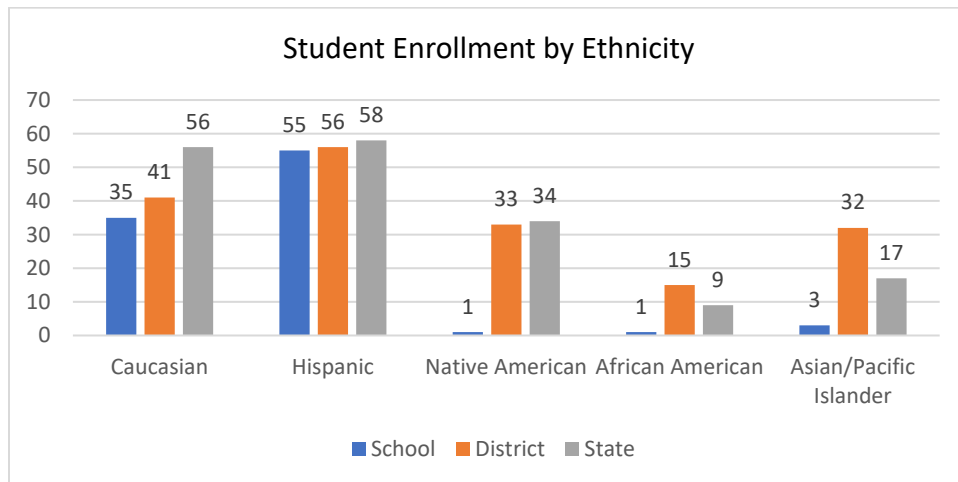
In the contract between CCPS and Albuquerque Public Schools (APS) the following terms were approved in the contract:

The Parties agree that the following are the "Material Terms" of the approved Charter:

- Paideia model of instruction
- International Baccalaureate Diploma Programme offered
- Average class size will be lower than state requirement
- Required service opportunities built in to each grade level
- Graduation requirements will exceed the state’s
- Students will be promoted based on academic proficiency
- An Advisory Program will be provided
- Meet or exceed the state’s required instructional hours
- Will be on a 5-day week
- Will provide students with a two-week break in each semester
- IB teachers will receive at a minimum category 1 training
- CCPS will ask families to provide volunteer services to the school
- Staff will receive 3-weeks of professional development time built in to their contracts

**Amendments approved in last four years:** CSD does not track this information for district charter schools.

## Demographics



## Academic Performance

### State Accountability System:

State and federal statute mandates accountability for all public schools. This section provides a snapshot of the school’s academic performance according to data collected by the Public Education Department (PED) for the first four years of the charter’s contract.

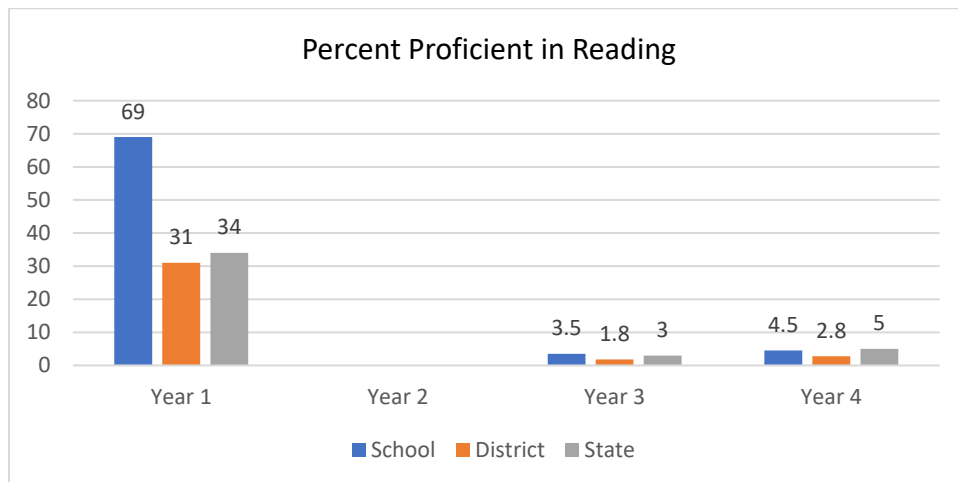
Schools with an overall score that places them in the top 25% of schools in the state are awarded the Spotlight designation. Schools that score in the top 10% for any individual measure in the accountability system are awarded a Designation of Excellence (DOE) for that measure.

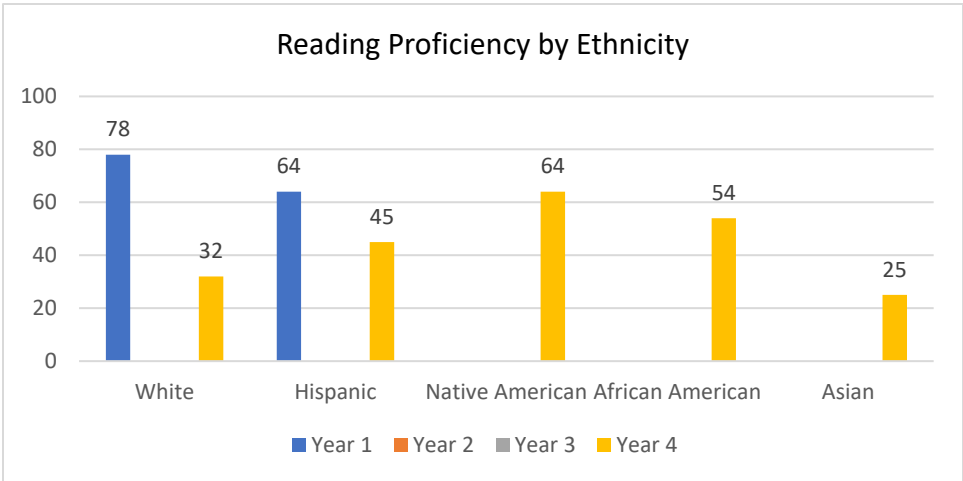
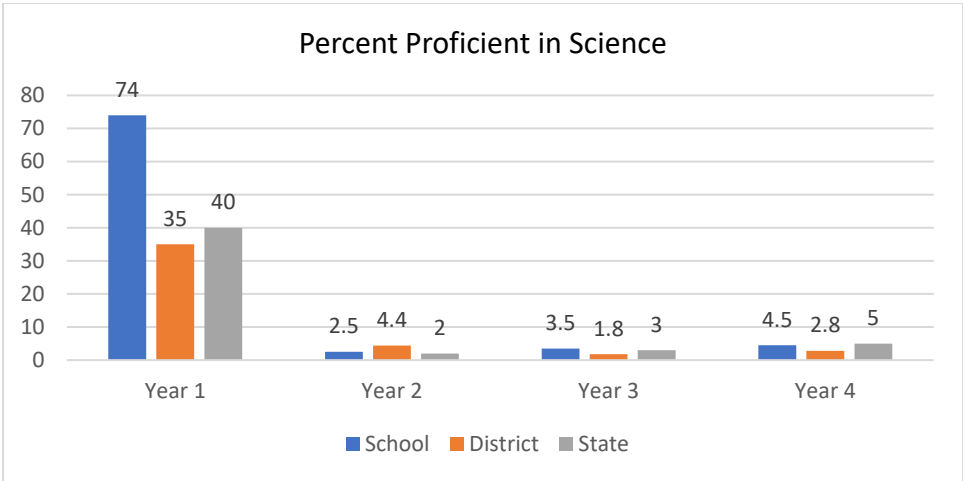
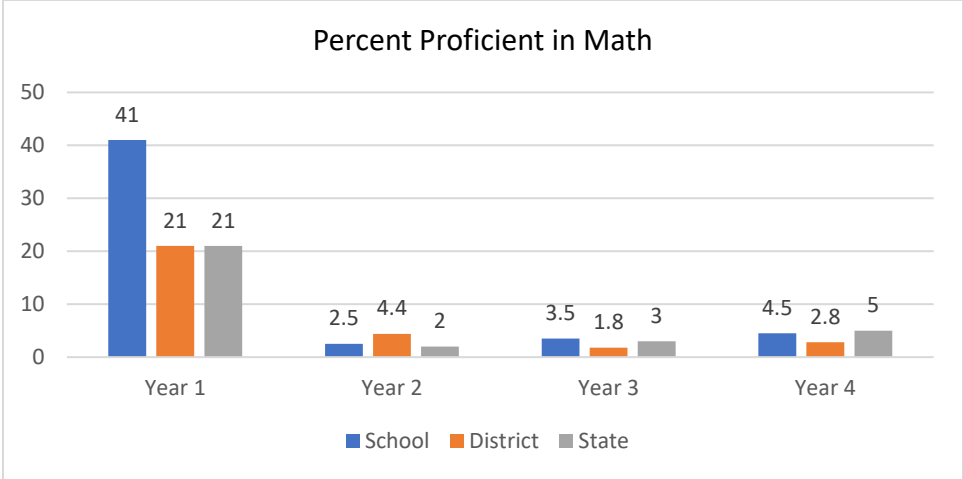
Accountability data are not available for Years 2-3 due to the COVID-19 pandemic. Data for Year 4 will be available August 31, 2022, and an updated revision of this document incorporating those data will be provided to schools on September 2, 2022.



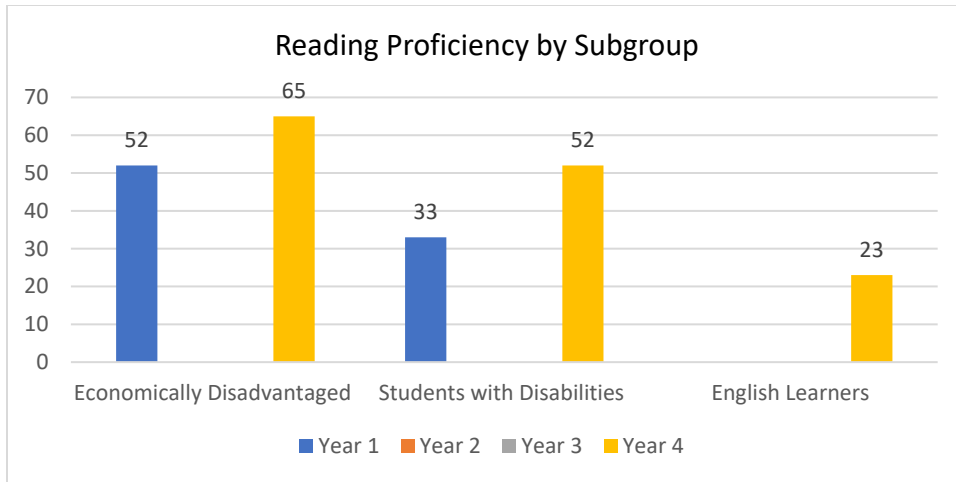
### Overall Standing:

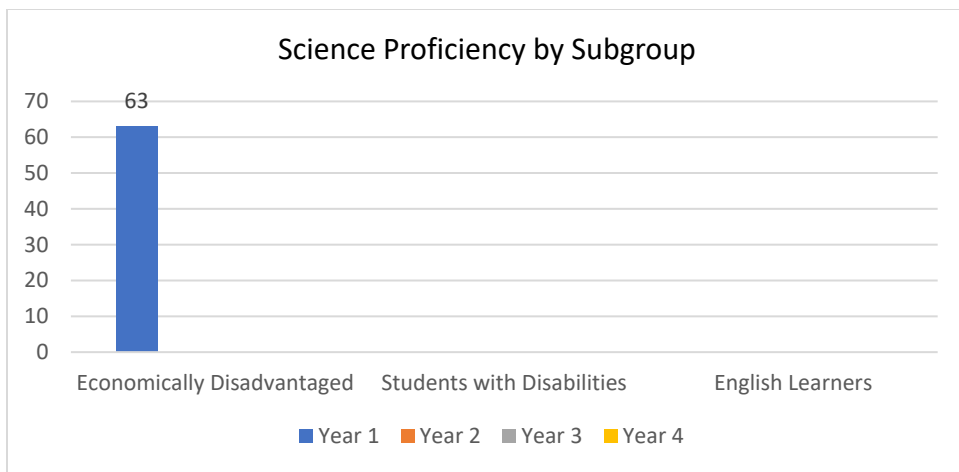
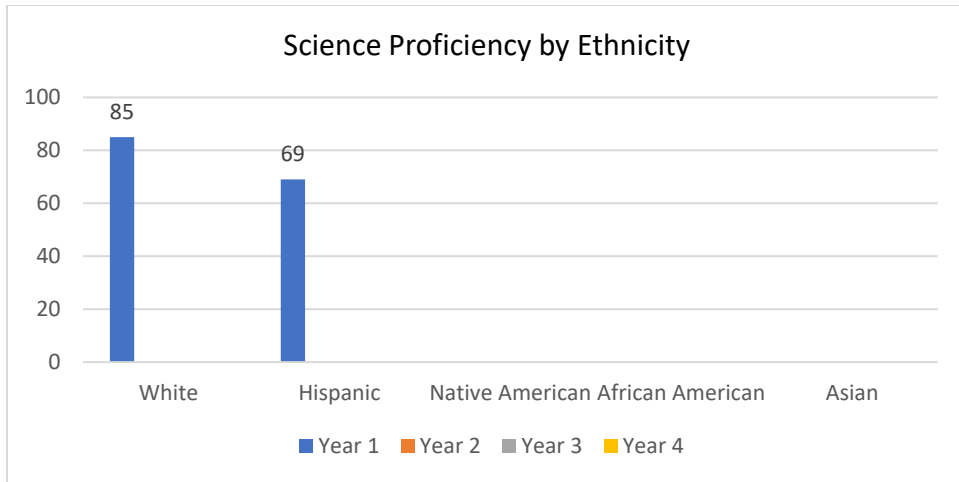
Contract Year	School Year	Overall Standing	Designations	Academic Data Available
Year 1	2018-19	62	Spotlight, Traditional Support, DOE for Reading and Science	Data provided
Year 2	2019-20			Data not available
Year 3	2020-21			Data not available
Year 4	2021-22			Data available 8/31/22

### Proficiency:

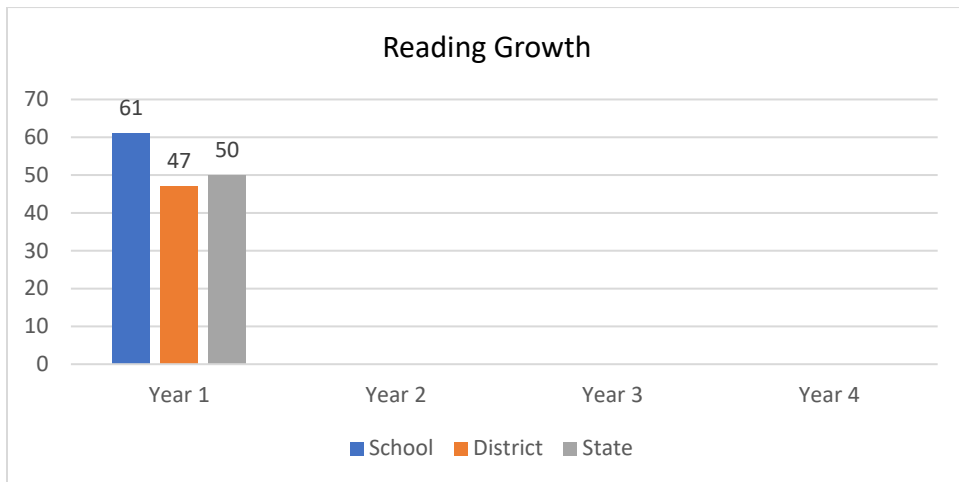


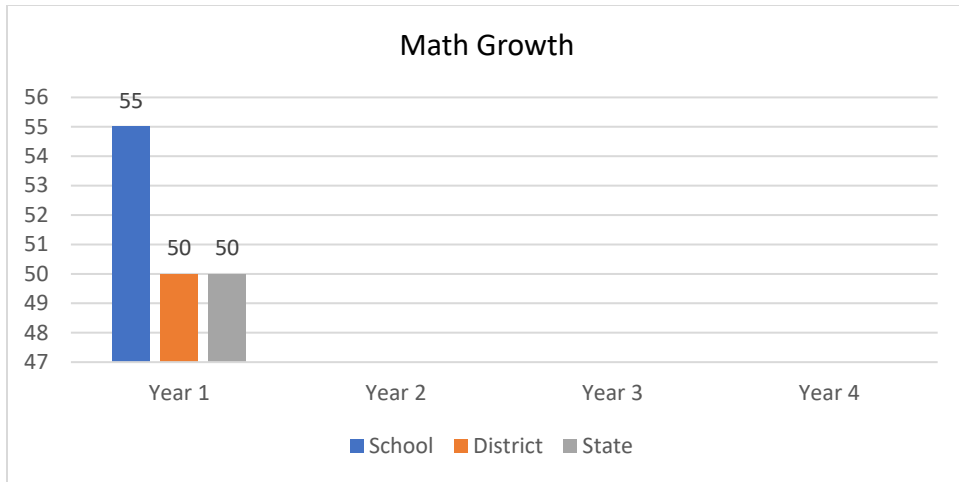




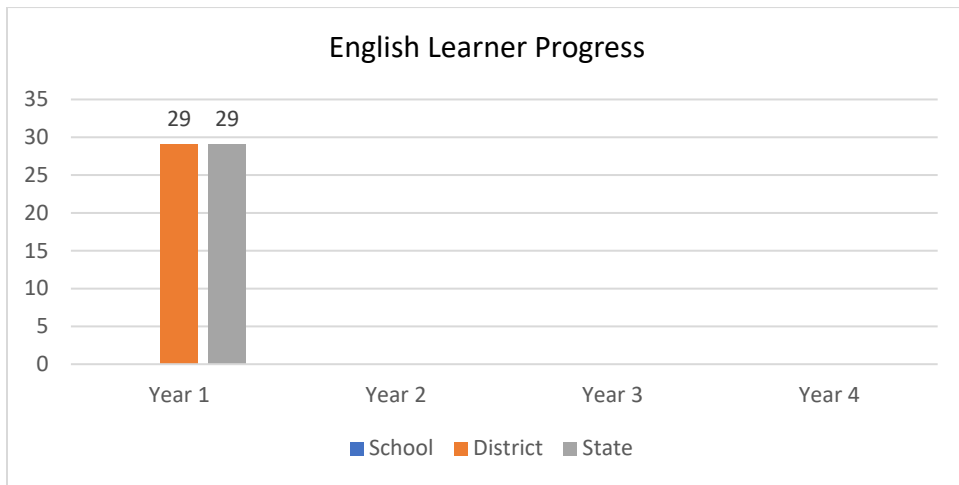


**Academic Growth:**



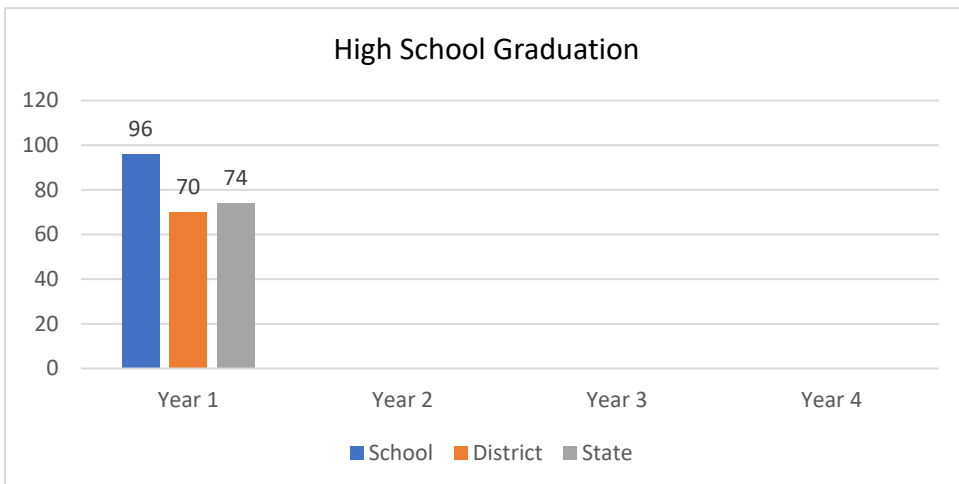


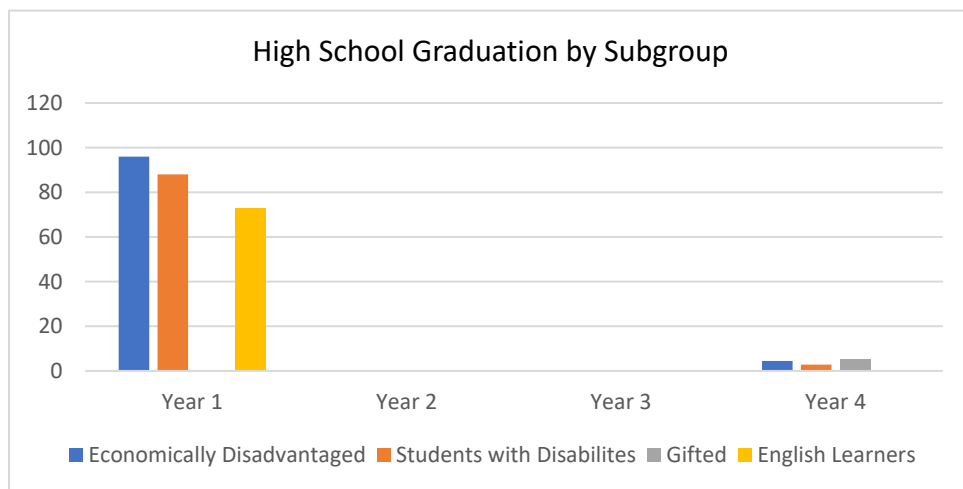
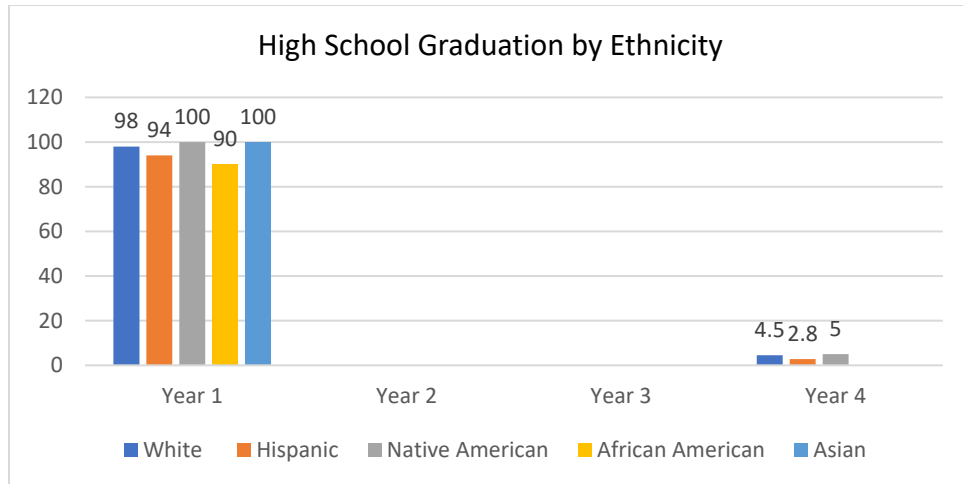
**English Learner Progress toward Proficiency:**



**High School Graduation Rates:**

The data reported each year is for the prior year’s cohort of students.





**Career & College Program Participation:** N/A

**School-Specific or Mission-Specific Goals:** N/A

**Student Attendance/Retention/Recurrent Enrollment:**

Year	Student Attendance Target: 90%	Student Retention Target: 70%	Student Recurrent Enrollment Target: 80%
Year 1	No data	97%	85%
Year 2	No data	No data	No data
Year 3	No data	No data	No data
Year 4	No data	No data	No data



**Teacher Retention Rate:**

Year	Retention Rate
Year 1 to Year 2	82%
Year 2 to Year 3	90%
Year 3 to Year 4	98%

**Financial Compliance**

**Enrollment Trends as reported in STARS 2021-22 120D**

Grades Served	FY19	FY20	FY21	FY22
6	117	116	126	120
7	119	120	122	1215
8	123	119	124	125
9	109	112	119	119
10	99	107	110	108
11	77	77	89	83
12	68	69	75	70
<b>Total</b>	712	720	765	750

**Staffing as reported in OBMS, measured in Full-Time Equivalents (FTE)**

Year	Reg Ed Teacher	Reg Ed EA	SPED Teacher	SPED EA	Support Services	Admin/Support	Principal Head Admin	TOTAL All Funds
<b>FY19</b>	45.33		1.85		3.92	6.96	2.00	60.06
<b>FY20</b>	45.48		1.93	.96	3.96	6.96	1.12	60.41
<b>FY21</b>	51.80	.01	1.75	1.00	3.52	8.00	2.00	68.08
<b>FY22</b>	54.45	2.50	1.50	.10	6.70	10.50	2.00	77.75

**FTE paid for with operational funds**

Year	Reg Ed Teacher	Reg Ed EA	SPED Teacher	SPED EA	Support Services	Admin/Support	Principal Head Admin	TOTAL Operational
FY19	45.33		1.50		3.92	6.96	1.69	59.40
FY20	45.48		1.12	.96	3.96	6.96	1.12	59.60
FY21	51.80	.01	1.00	1.00	3.52	8.00	2.00	67.33
FY22	53.95	1.50	1.00		5.04	9.50	2.00	72.99

**Actual SEG Funding and Operational Expenses, in whole dollars, by Function Code:**

Function	Function Name	FY19	%	FY20	%	FY21	%	FY22	%
1000	Direct Instruction	3,360,991	71%	3,895,353	74%	4,268,252	72%	5,188,841	74%
2100	Student Support	305,062	6%	349,140	7%	431,889	7%	370,848	5%
2200	Instructional Support	11,547	0%	19,290	0%	17,528	0%	82,846	1%
2300	Central Administration	189,404	4%	182,613	3%	194,435	3%	226,510	3%
2400	School Administration	239,805	5%	206,169	4%	343,744	6%	364,623	5%
2500	Central Services	153,017	3%	153,214	3%	184,548	3%	198,452	3%
2600	Maintenance and Operations	467,112	10%	467,356	9%	483,050	8%	559,691	8%
2700-5999	All Other Function Codes	10,229	2%	9,647	1%	2,677	0%	11,458	1%
Total Operational Expense Fund 11000		4,726,938		5,273,135		5,923,446		6,991,811	
Total Operational Revenue Fund 11000		4,874,995	97%	5,584,020	94%	6,484,337	91%	6,791,788	103%

**Operational Cash Balance from audited financial reports**

Year	Amount	% Increase (Decrease)
FY19 – 7/1 Beginning Balance	1,926	
FY19 – 6/30 Ending Balance	65,649	>100%
FY20 – 6/30 Ending Balance	248,222	>100%
FY21 – 6/30 Ending Balance	545,401	>100%
FY22 – 6/30 Ending Balance - <i>Projected</i>	750,000	38%

**Audit Findings:** For the fiscal years listed below, the school was a component unit of Albuquerque Public Schools. In FY20 one finding was identified as a non-compliance finding at the district level, Material Weakness at the individual component unit level.

Contract Year	Total Findings	Repeat Findings	Material Weakness	Significant Deficiency
FY19	1	0	0	0
FY20	2	0	1	0
FY21	3	0	0	0

### Governing Body Performance

**Board Membership and Officers:** Did the board have all required officers and all required members in place during each fiscal year of the contract term. Notifications of changes in membership submitted timely is not applicable because the school is authorized by APS and not required to notify the PEC of board vacancies.

Contract Year	Chair	Vice-Chair	Secretary	Full Membership	Timely Notification of Vacancies
FY19	Not Tracked			7	N/A
FY20	Yes	Yes	VC acts as Secretary	6	N/A
FY21	Yes	Yes	Yes	8	N/A
FY22	Yes	Yes	No	5	N/A

**Governing Board Training:** Did all members of the board complete the required training hours of 8 hours per year for continuing members and 10 hours for new members? **Note:** Black shading indicates that the member did not serve a full year; yellow indicates that the member did not complete all required training hours. An asterisk indicates the school has a 2-hour fiscal exemption.

Board Members	FY19	FY20	FY21	FY22
Rathi Casey	8	8	8	8
Susan LaBarge	8	9	8	8
Wesley Burghardy	9	8	8	8
Rahni Kellum			12	8
Jennifer Raven				10
Jill Van Nortwick	8	8	8	
Connor Brashar		10	8	
Andrew Bundy	8	8	8	
Yuiria Morales			10	
Clifford Jake	8			
Alexandria Tavarez-Hafler	4			

### Performance Framework Summary

No PEC performance framework ratings are available because the school is currently chartered by APS.