

Welcome- We are grateful you are here!

Statewide Equity Council Leads 2022 -2023

*"Equity means that every child gets what he, she or they needs to
succeed, as opposed to everyone gets the same thing"*
–Alan Blankstein

TIME	ITEM
3:30 pm - 4:00 pm	Welcome & Overview
4:00 pm - 4:50 pm	Advisement Package
4:50 pm - 5:00 pm	Preview, Appreciations & Close




**Some
things to
note
about
our
Zoom
meeting:**

1. Participants can update their names, please add your district, charter school, or Equity Council Support Hub role after your name to support with introductions.
2. Participants can share their screens, video, and audio in the Zoom meeting.
3. The chat may not be monitored by presenters during whole group settings, please keep this in mind as the meeting progresses.
4. Slides are available on the website under: [Trainings and Webinars](#)



Statewide Meeting Topics 2022-2023



SEP	OCT/NOV	DEC/JAN	FEB/MAR	APR	MAY
Regional Sessions in Person	Culturally and Linguistically Responsive Inventory and Framework	Strategic Equity Plan, Budgets, and NM DASH Supplemental Modules	Advisement Package	Planning for Summer and Fall	Closing/ Celebration Year 4



Meeting Objectives

1. Build relationships;
2. Review resources to support the development of an advisement package;
3. Learn with and from peers.



Centering



Essential Questions

1. *How is my district/charter prioritizing the students and families furthest from opportunity in the establishment of equity councils?*
2. *How do we establish an equity council that is set up to succeed in advising the district or charter school on budget, services, and programs?*
3. *How do we establish an equity council that moves the district or charter school beyond compliance to commitment?*
4. *How do I support the establishment of structures and systems to ensure effective relationship and partnership between all stakeholders on the equity council?*



Our Goals for 2022-2023

1. Establishing relationships (offer a full-year of support)
2. Differentiating support for Equity Council Leads through the Equity Council Support Hub
3. Centering equity in systems (e.g. policies, processes, and programming)
4. Leveraging the equity in action items (complete at least two items)
5. Focusing on interdependency
6. Aligning with existing laws, policies, and guidance (e.g. Black, Hispanic, Indian Education Acts.)



Expectations for 2022-2023

- Complete at least two Equity in Action Items
- More time to build relationships
- No new content, only depth
- Differentiation
- Accountability with support



Norms

- Stay engaged
- Speak your truth
- Experience discomfort
- Expect and accept non-closure
- Isolate race, intersect -isms
- Proposed Norms

Adapted from Glenn E. Singleton's Courageous Conversations about Race




BREAKOUTS - INTRODUCTIONS

Breakout Introductions

1. *In small groups, please share:*

- *Name*
- *Charter School/District You Support*
- *Reflecting on your time as a student, what's something that could have made your education more equitable?*



THE EQUITY COUNCIL SUPPORT HUB

The Equity Council Support Hub

Equity Council Support Team

Coordinates tasks, scheduling, meeting logistics, content development, statewide communications, gather and monitor progress, challenges and innovations.



Service Providers

- Provide thought partnership and content expertise for building and learning across the state.
- Work with districts and charter schools--including Equity Council Leads, Equity Council members, and staff--to provide support.



Equity Facilitator

- Provides thought partnership and content expertise for building and learning across the state in the monthly statewide meetings.
- Meets monthly with an assigned group of districts and charter school Equity Council Leads to provide support.
- Provides the Equity Council Support Team feedback about progress, challenges and innovations that can be shared statewide.



Equity Council Leads

Participates in statewide meetings, takes learning and information back to district/charter school leadership and local equity council, as well as lead the work of centering equity and the Equity In Action items.



The Equity Facilitators

- ABENA MCNEELY
- ALAN BRAUER
- FRANK MCCULLOCH
- KRISTEN LAVOLPA
- NICHELLE GILBERT
- OMKULTHOOM QASSEM
- PILI BURKETT
- SASHA PELLERIN
- SEN BURKETT
- PARISA ASGHARZADEH

REMINDER: Your Equity Facilitator will contact you from a @hprec.com email address. Not SPAM.

The List of Equity
Facilitator's District and
Charter School
Assignments is
available in the Google
Drive under: [07. Equity
Council Support Hub](#)



JANUARY REVIEW

Items Discussed in January

1. Strategic Equity Plan (light focus)
2. Budgets (light focus)
3. NM DASH (main focus)

[Registration](#) for School Budget

Workshop opens in March

See the website under: [Trainings and Webinars](#) to download the slides



How are NM Schools Funded?

Watch a [similar presentation](#) from March 2022

NM DASH
Educational Plan for Student Success

The New Mexico School DASHboard provides parents, community members, and all stakeholders with meaningful information on school improvement plans and their decisions to improve student learning.

Search for your school:

DISTRICT: Albuquerque Public Schools
SCHOOL: Adobe Acres Elementary

Albuquerque Public Schools - Adobe Acres Elementary

Goals

- English Language Arts
- Mathematics

90-Day Plan: Adobe Acres 22-23 Plan August 03, 2022 – January 20, 2023

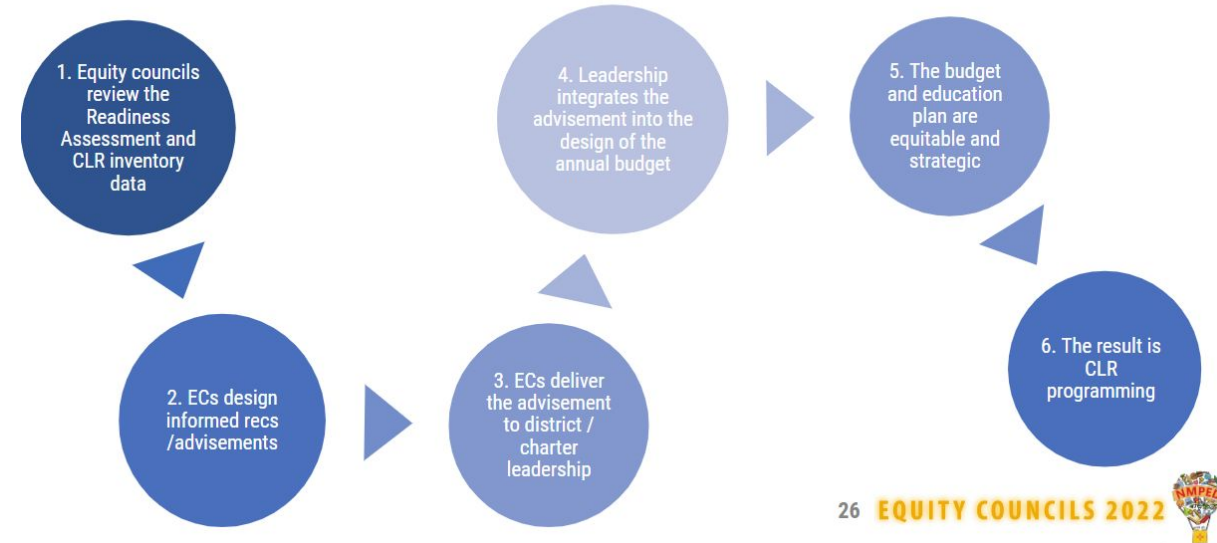
- Layer 1 (core) Instruction (per NM MLSS guidance) - ELA
- Layer 1 (core) Instruction (per NM MLSS guidance) - Math

90-Day Plan: Adobe Acres ES Spring 22-23 January 06, 2023 – May 25, 2023

- Layer 1 (core) Instruction (per NM MLSS guidance) - ELA
- Layer 1 (core) Instruction (per NM MLSS guidance) - Math

© 2023 NM DASH All Rights Reserved.

HOW DO EQUITY COUNCILS IMPACT THE EDUCATIONAL PLAN?



THE ADVISEMENT PACKAGE

What is it and where can I find it?



- Advisement Package resources are available on the website: [Advisement Process](#)
- A [School Boards or Governance Boards and the Advisement Package](#) one pager is available to support in how to receive advisements.
- Watch a similar presentation from May 2022
 - Lovington and Tatum



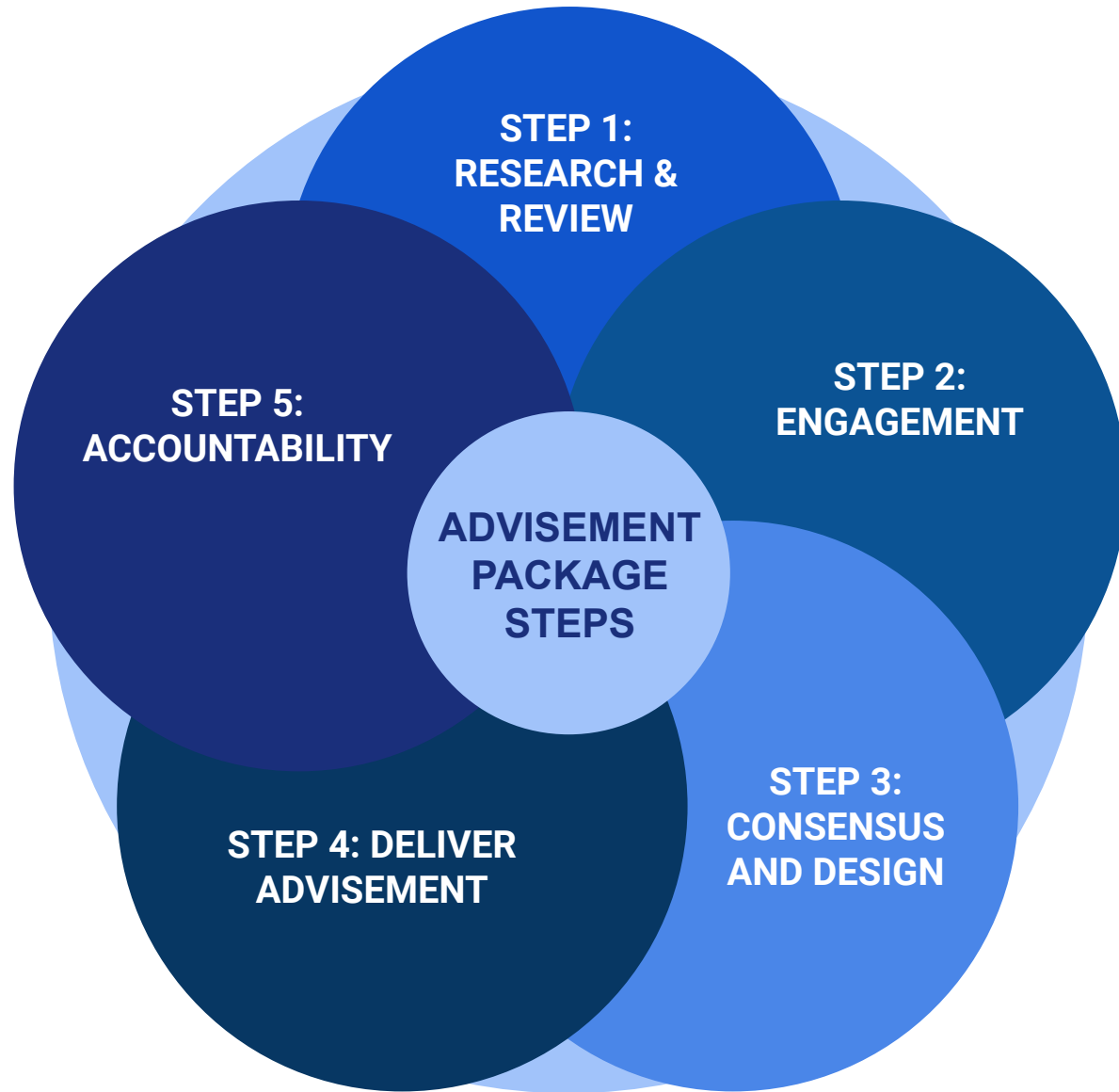
THE ADVISEMENT PACKAGE

WHAT IS AN ADVISEMENT?

A careful consideration of an issue impacting students furthest from opportunity, delivered to the Superintendent, Charter School Leader, School Board, or Charter School Governance Board by the Equity Council.



EQUITY COUNCIL ADVISEMENT PROCESS



THINK TANK

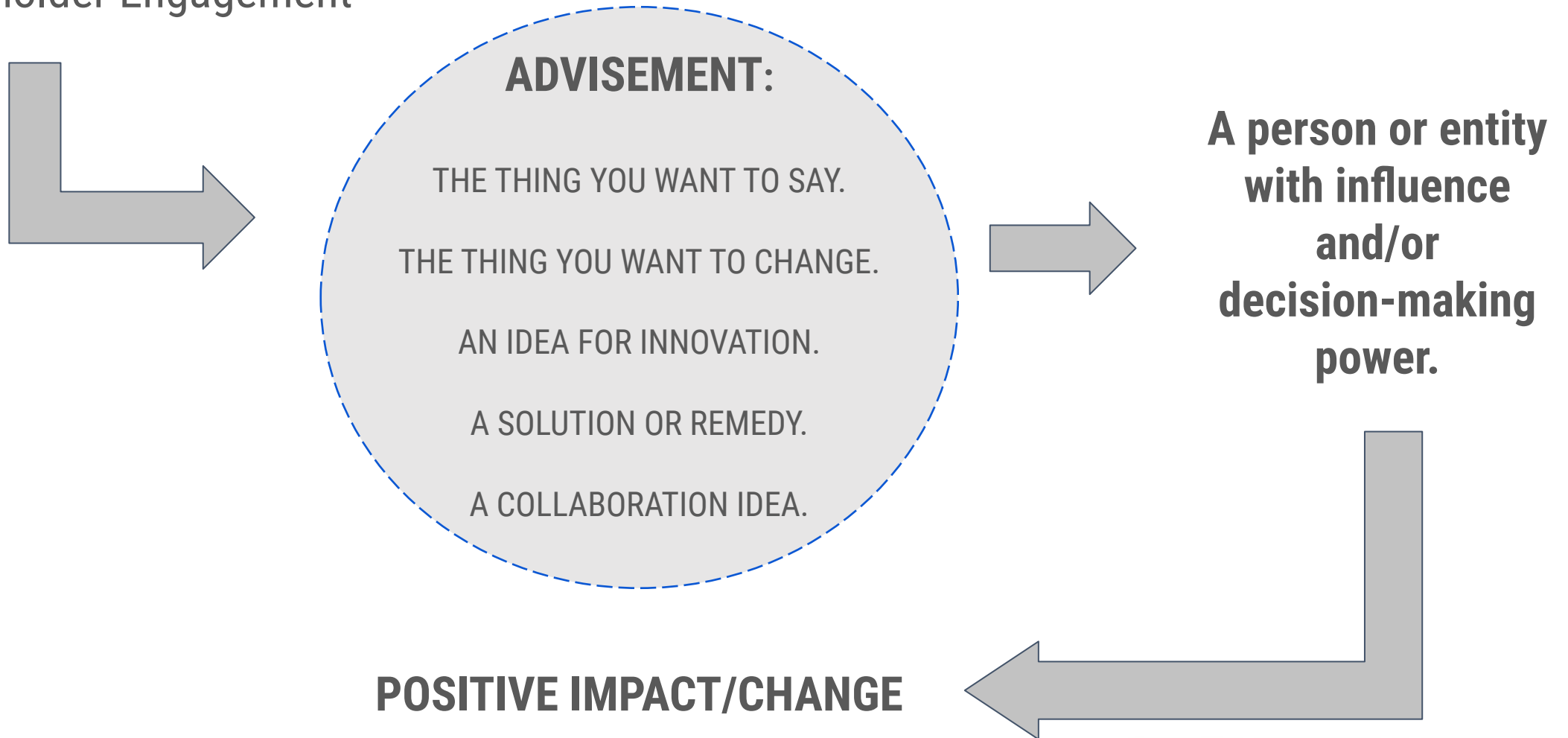
1. Research

2. Data

3. Stakeholder Engagement



THE BASIC PROCESS

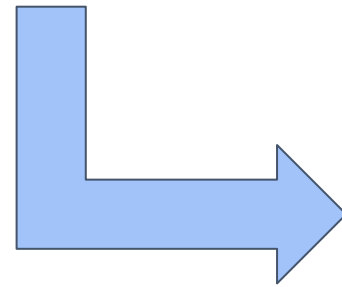


EQUITY COUNCIL

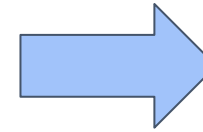
1. CLR Framework
2. Readiness Assessment Data
3. CLR Schooling By Design Inventory
4. Other Relevant Data and Research
5. Student, Family, and Community Engagement



THE PROCESS FOR EQUITY COUNCILS

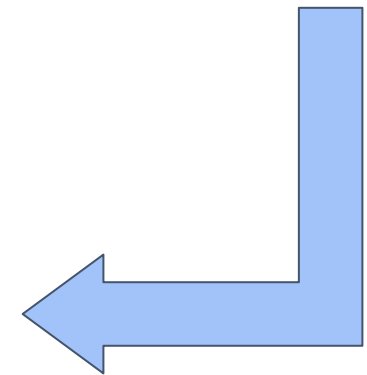


**ADVISEMENT
PACKAGE**



**Superintendent, Charter
School Leader, School
Board, or Charter School
Governance Board.**

**POSITIVE IMPACT/CHANGE
FOR STUDENTS FURTHEST FROM
OPPORTUNITY**

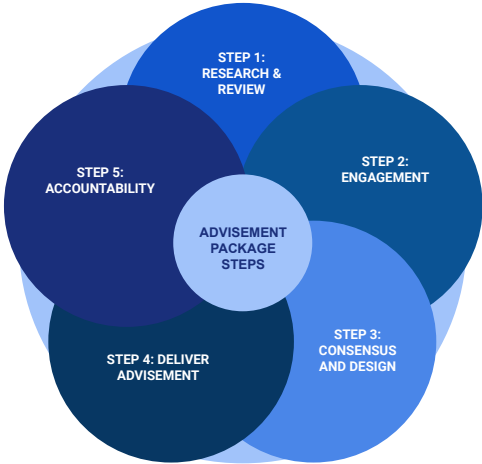


EQUITY COUNCILS 2022-2023



STEP ONE: RESEARCH & REVIEW	Purpose: To research and review relevant local level information to design an impactful advisement for change.	<p><i>The Equity Council should hold students, the Readiness Assessment data, their CLR Framework, and the district/charter school's equity statement at the forefront of this step.</i></p> <p><i>Other relevant data: the Culturally and Linguistically Responsive (CLR) Schooling by Design Inventory, current district policies, programs, procedures, the results of an annual policy review, assessment data, research articles that inform equity, and any data or information that informs the local context.</i></p>
STEP TWO: ENGAGEMENT	Purpose: To build relationships with community while engaging in the advisement process.	<p><i>Using the results of STEP 1, the Equity Council engages students, families, school community, Tribes, and other community members to generate ideas about what they want to advise. This process should begin with the district/charter school's definition of equity and the RA data at the center to ensure the advisement is based on student needs.</i></p>
STEP THREE: CONSENSUS* AND ADVISEMENT DESIGN	Purpose: To provide room for all voices to give input and begin the design process.	<p><i>Using the results of STEP 2, the Equity Council and community come to consensus on what is most important to include in the advisement.</i></p> <p><i>The Equity Council designs a student-centered advisement package using the advisement template.</i></p>
STEP FOUR: DELIVER ADVISEMENT	Purpose: To deliver the advisement to the indented person/group.	<p><i>The Equity Council delivers the advisement and includes students, families, school community, Tribes, and other community members in the presentation.</i></p>
STEP FIVE: ACCOUNTABILITY	Purpose: To ask the advisee about the status of the requests in the advisement package.	<p><i>The Equity Council meets with the advisee to request a status update on the advisement package. Some possible questions: Has the advisement been implemented? What have been the challenges? How can the Equity Council support? What could we do differently next year?</i></p>

LOOK FOR THIS
RESOURCE ON
THE M/Y
ADVISEMENT
WEBPAGE



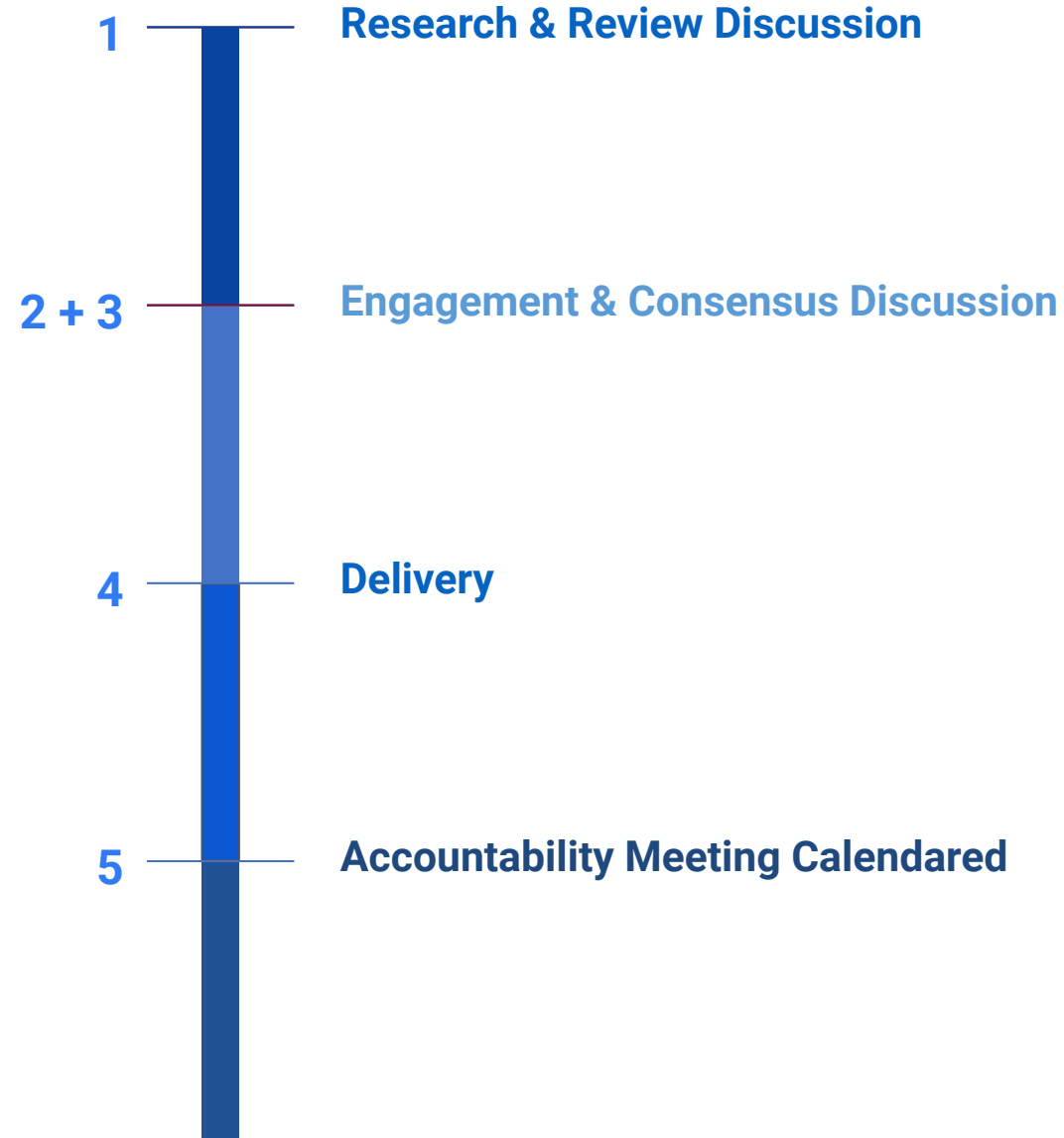
EQUITY AND VIABILITY CHECKLIST

**LOOK FOR THIS
RESOURCE ON
THE M/Y
ADVISEMENT
WEBPAGE**

✓	EQUITY ALIGNMENT CHECKLIST	YES NO	VIABILITY QUESTIONS
	This advisement aligns with the district or charter school's equity statement.	YES NO	Does this advisement require board policy additions/changes? If yes, ensure that your presentation includes ideas for the new policy or change.
	This advisement is aligned to the needs of students and families furthest from opportunity.	YES NO	Is this advisement within the purview of your district/charter school? If no, revise, table, or provide to the appropriate entity.
	This advisement is aligned to the Readiness Assessment data.	YES NO	Does this advisement require a change to the district or charter strategic plan? If yes, be prepared to support it with research and details of the process.
	Students, families, and community, and Tribes were actively engaged in the advisement process.	YES NO	Is this advisement multi-layered? If yes, streamline or break into multiple advisements.
	A general consensus* was reached during the process.	YES NO	Does this advisement impact other community members or partners? If yes, be prepared to share how they were engaged in the process.
	This advisement is supported by the Nation, Tribe, or Pueblo.	YES NO	Does this advisement impact the work of many programs/departments within the district or charter school thus creating collaboration challenges? If yes, be ready to provide collaboration ideas/resolution or to narrow the advisement.

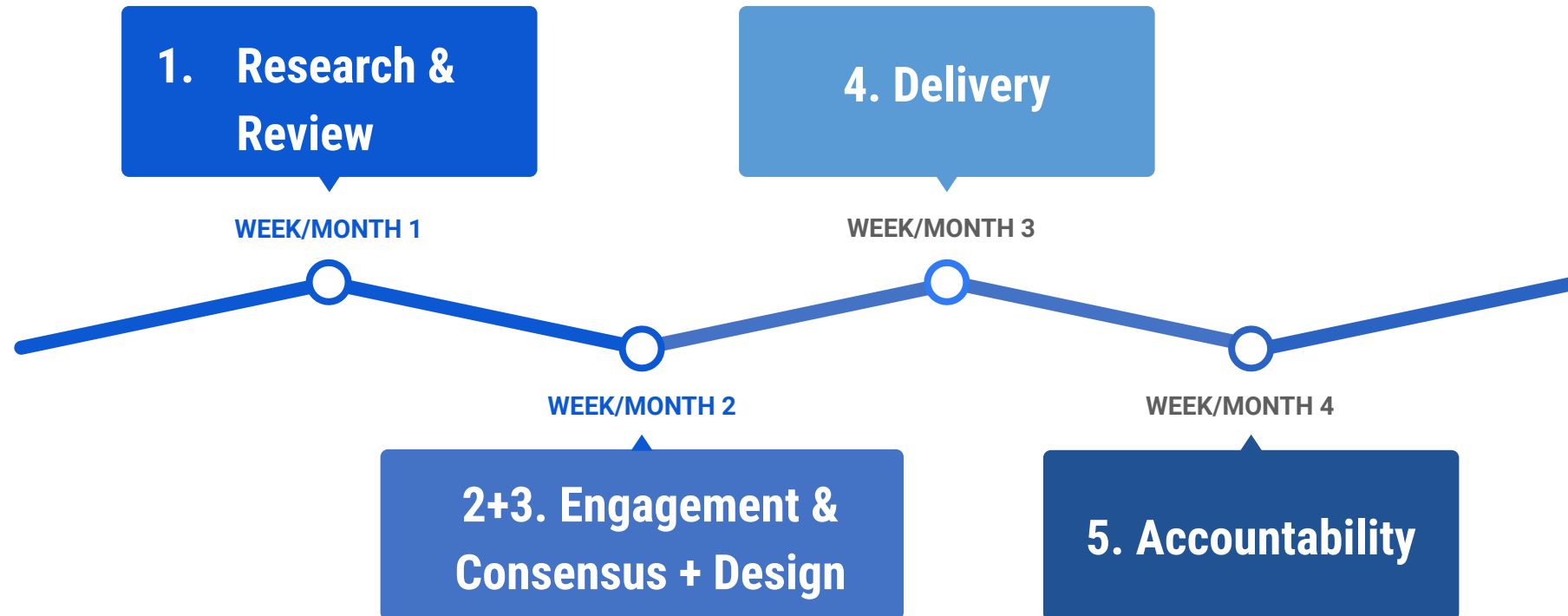


**Advisement
process in one
meeting:**
*Simple requests
or suggestions*



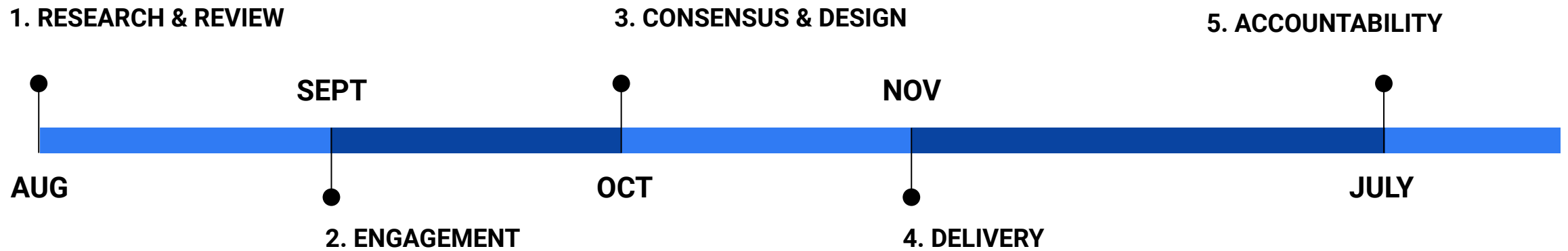
Advisement process in one or four months:

Requests or suggestions that require *some* planning and effort.

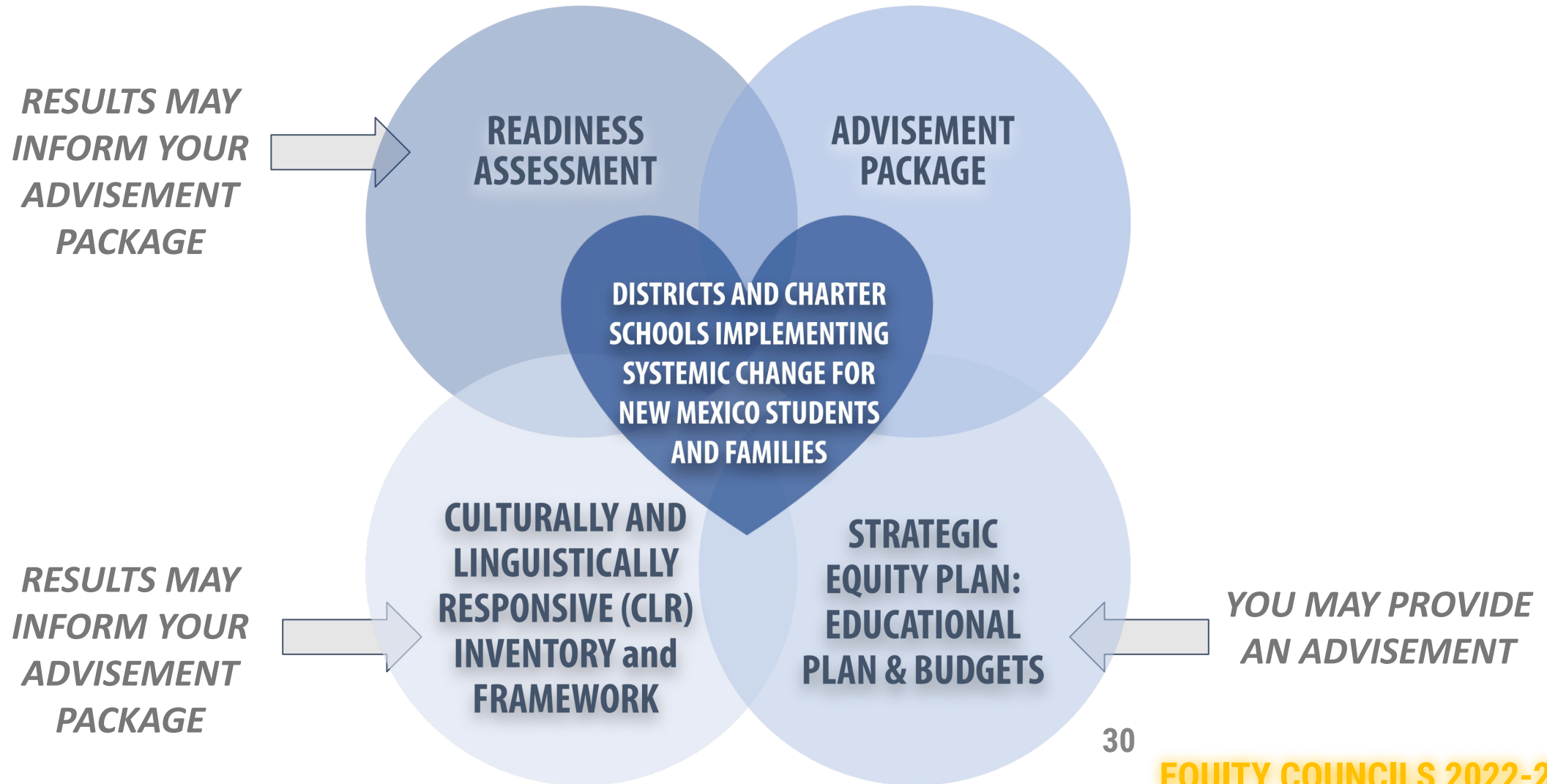


Yearly advisement process:

Requests or suggestions that require extensive planning, effort, and/or a policy change.



Equity in Action Items: Connection to Advisement Package



BREAKOUTS - PEER LEARNING

Breakouts

- Advisement
- Strategic Equity Plan: Educational Plan & Budgeting
- CLR Framework
- BONUS & LOCAL HIGHLIGHT - Community Engagement
 - Lynette Deuel, Bernalillo Public Schools
- Open Forum for Q&A



Welcome Back


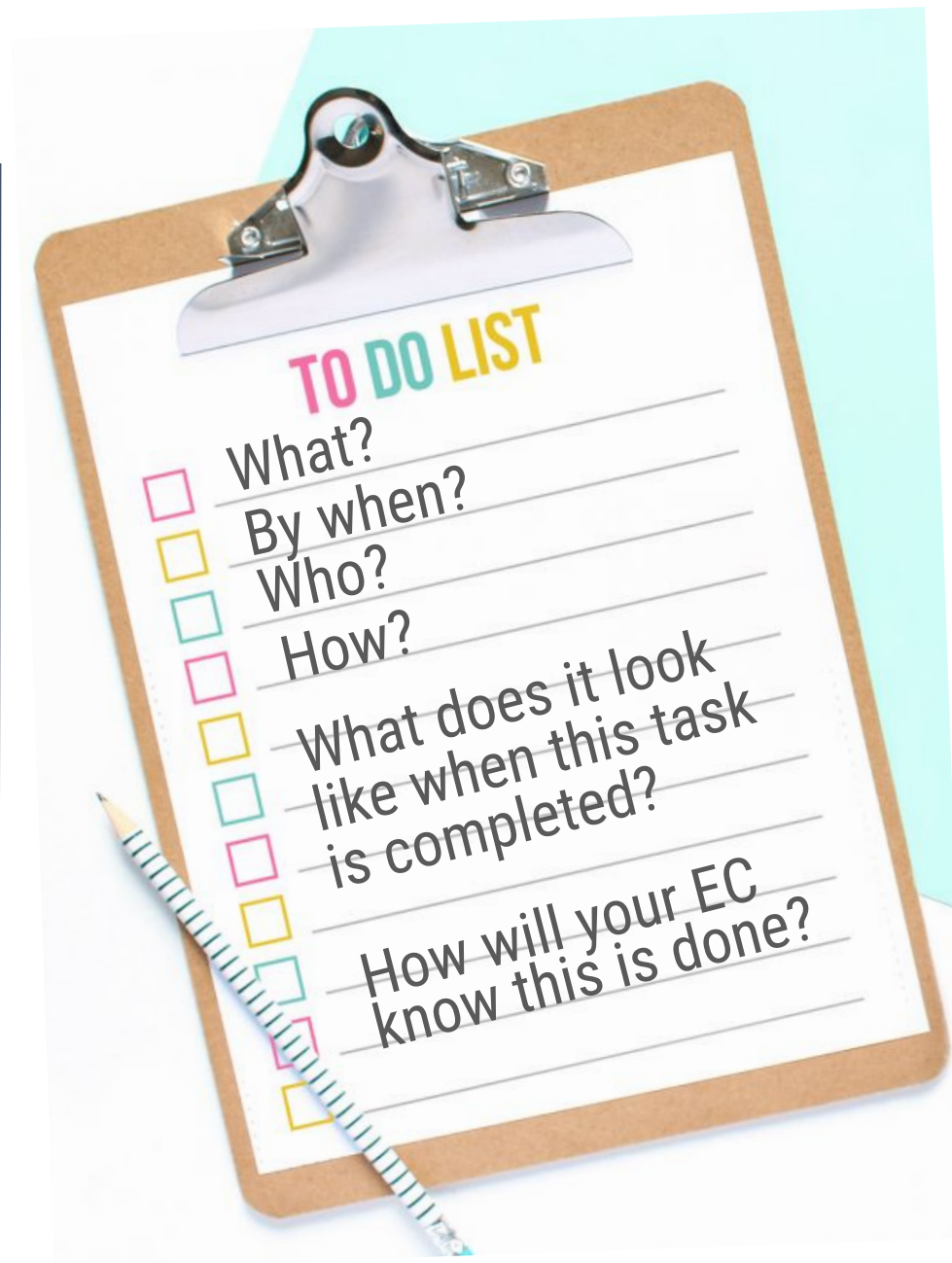
As you rejoin us, please type into chat anything important you remembered or learned in your breakouts that may be helpful to the large group




SO, WHAT NOW?

Think about your goals: *what does your EC have/need in terms of readiness and resources to move it forward?*

READINESS	RESOURCES
<input type="checkbox"/> awareness	<input type="checkbox"/> skills
<input type="checkbox"/> motivation	<input type="checkbox"/> knowledge
<input type="checkbox"/> intention	<input type="checkbox"/> human capacity



- List one item from your to-do list in the chat.
- Attendees: Check the chat for ideas and possible partnerships.



PREVIEW, APPRECIATIONS,
CLOSE

March Preview

• Advisement Process


Equity Councils may choose to use this advisement process to guide their work in producing and delivering advisements based on current district/charter policies, programs, and procedures that may inform the advisement(s), including a focus on student's furthest from opportunity and the Martinez and Yazzie Readiness Assessment (RA).

STEP ONE: RESEARCH & REVIEW	Purpose: To research and review relevant local level information to design an impactful advisement for change.	<i>The Equity Council should hold students, the Readiness Assessment data, their CLR Framework, and the district/charter school's equity statement at the forefront of this step.</i> <i>Other relevant data: the Culturally and Linguistically Responsive (CLR) Schooling by Design Inventory, current district policies, programs, procedures, the results of an annual policy review, assessment data, research articles that inform equity, and any data or information that informs the local context.</i>
STEP TWO: ENGAGEMENT	Purpose: To build relationships with community while engaging in the advisement process.	<i>Using the results of STEP 1, the Equity Council engages students, families, school community, Tribes, and other community members to generate ideas about what they want to advise.</i> <i>This process should begin with the district/charter school's definition of equity and the RA data at the center to ensure the advisement is based on student needs.</i>
STEP THREE: CONSENSUS* AND ADVISEMENT DESIGN	Purpose: To provide room for all voices to give input and begin the design process.	<i>Using the results of STEP 2, the Equity Council and community come to consensus on what is most important to include in the advisement.</i> <i>The Equity Council designs a student-centered advisement package using the advisement template.</i>
STEP FOUR: DELIVER ADVISEMENT	Purpose: To deliver the advisement to the indented person/group.	<i>The Equity Council delivers the advisement and includes students, families, school community, Tribes, and other community members in the presentation.</i>
STEP FIVE: ACCOUNTABILITY	Purpose: To ask the advisee about the status of the requests in the advisement package.	<i>The Equity Council meets with the advisee to request a status update on the advisement package. Some possible questions: Has the advisement been implemented? What have been the challenges? How can the Equity Council support? What could we do differently next year?</i>

*Consensus builds trusting, open relationships that are transparent in nature, while providing room for all to have a voice when defining equitable solutions for students and families.

ADVISEMENT TEMPLATE—Use this sheet to design your advisement for presentation/submission to your advisee(s). Note: *Not every section of this document may pertain to your advisement.*

EQUITY COUNCIL MEMBERS RESPONSIBLE FOR THE DESIGN OF ADVISEMENT	
DISTRICT/CHARTER SCHOOL COMMUNITY MEMBERS ENGAGED IN THE PROCESS	
PERSON/ENTITY RECEIVING THIS ADVISEMENT (TARGET AUDIENCE)	
EQUITY STATEMENT	
ADVISEMENT TITLE:	
PURPOSE OF THIS ADVISEMENT	
HOW THIS ADVISEMENT PRIORITIZES THE STUDENTS AND FAMILIES FURTHEST FROM OPPORTUNITY	
SPECIFIC EQUITY ISSUE THIS ADVISEMENT ADDRESSES	
PROPOSED OUTCOME(S) OF THE ADVISEMENT	
ALIGNMENT WITH READINESS ASSESSMENT RESULTS	
ALIGNMENT WITH THE DISTRICT/CHARTER SCHOOL CLR FRAMEWORK	
ALIGNMENT WITH THE CLR INVENTORY	
SUPPORTING RESEARCH USED IN THE DESIGN OF THE ADVISEMENT	
RELEVANT DATA THAT INFORMS THE ADVISEMENT	
DESCRIPTION OF WHAT THE ADVISEMENT WILL LOOK LIKE	



Appreciations and Closing



Reminder:
Progress not
perfection



<i>Frequently Asked Questions</i>	Folder/Document/Form
<i>How can I see the materials my districts or charter schools has submitted?</i>	<u>SharePoint</u>
<i>How do I log into SharePoint?</i>	<u>Equity SharePoint</u>
<i>How do Equity Council Leads request SharePoint access?</i>	<u>EC Lead SharePoint Access</u>
<i>How do the Equity Council Leads change contact information for their district/charter?</i>	<u>EC Lead Contact Info Update</u>
<i>How do Equity Council Leads access/create a STARS account?</i>	<u>STARS Account Directions</u>

