


EXHIBIT A (24154 - PLANNING FY23-24)




NEW MEXICO

Public Education Department

USDE - Elementary & Secondary Education Act / Title II, Part A (24154) PLANNING AWARD FY23-24

OBMS ENTITY CODE	LOCAL EDUCATION AGENCY	UEI #	Total Preliminary Allocation (Revenue Code 44500)	Projected Carryover (Revenue Code 44504)	Grand Total Initial Planning Allocation
46	Alamogordo Public Schools	DGD9RLTTLRN5	\$ 289,494.69	\$ 499,175	\$ 788,669
1	Albuquerque Public Schools	RHSNF9JSG LJ5	\$ 3,284,465.03	\$ 2,664,970	\$ 5,949,435
30	Animas Public Schools	GHDFJ5EYDGH4	\$ 5,763.33	\$ 12,003	\$ 17,766
22	Artesia Public Schools	R163HN37CQB4	\$ 123,179.40	\$ 43,901	\$ 167,080
64	Aztec Municipal Schools	CJ25J5KWVLJ5	\$ 156,020.46	\$ 83,683	\$ 239,703
87	Belen Consolidated Schools	GPVFNQC5CAW7	\$ 189,791.49	\$ 51,954	\$ 241,745
61	Bernalillo Public Schools	QJQLCDZ32KM5	\$ 153,232.33	\$ 46,762	\$ 199,994
66	Bloomfield Schools	YRPHM8YCN495	\$ 185,564.48	\$ 310,840	\$ 496,404
40	Capitan Municipal Schools	PL4MS28VCSM6	\$ 22,825.17	\$ 38,428	\$ 61,253
20	Carlsbad Municipal Schools	FLH1JLF6JL3	\$ 201,298.52	\$ 11,952	\$ 213,250
37	Carrizozo Municipal Schools	EU8CHANWG677	\$ 14,443.50	\$ 6,819	\$ 21,263
67	Central Consolidated Schools	CXQZVRZCCF41	\$ 379,588.30	\$ 472,676	\$ 852,264
53	Chama Valley Independent Schools	PGGMA8XAW583	\$ 17,322.87	\$ 31,332	\$ 48,655
8	Cimarron Municipal Schools	CE7CGVFWPJM9	\$ 13,532.40	\$ 7,156	\$ 20,689
84	Clayton Municipal Schools	SKJGSPT9K1B3	\$ 26,857.40	\$ 29,277	\$ 56,134
48	Cloudcroft Municipal Schools	UA44RH8EGQH5	\$ 16,069.35	\$ 1,236	\$ 17,305
12	Clovis Municipal Schools	RHLXA1JJC994	\$ 322,532.15	\$ 371,393	\$ 693,925
24	Cobre Consolidated Schools	N276L1YAZL51	\$ 47,315.70	\$ 32,490	\$ 79,806
38	Corona Public Schools	NJSZM4TL9AN7	\$ 2,848.48	\$ 3,792	\$ 6,641
62	Cuba Independent Schools	MGPNE9CQBLN8	\$ 65,331.14	\$ 102,846	\$ 168,177
42	Deming Public Schools	XPL2VUTAG733	\$ 289,619.22	\$ 113,262	\$ 402,881
85	Des Moines Municipal Schools	D9TGE4DT49F6	\$ 2,370.59	\$ 395	\$ 2,765
6	Dexter Consolidated Schools	VWWAJALJXRK6	\$ 37,702.88	\$ 46,846	\$ 84,549
60	Dora Consolidated Schools	LADBKDHFN DG3	\$ 4,382.94	\$ 7,859	\$ 12,242
54	Dulce Independent Schools	PQ2EJ5GKVRW3	\$ 37,941.41	\$ 29,292	\$ 67,233
58	Elida Municipal Schools	ZF7WQK38CB25	\$ 2,435.11	\$ 1,107	\$ 3,542
55	Española Public Schools	UMKFJY7V6FX4	\$ 248,737.82	\$ 338,702	\$ 587,439
80	Estancia Municipal Schools	F5TEUE2R44N4	\$ 31,292.17	\$ 452	\$ 31,745
32	Eunice Public Schools	S64LAENRKJQ1	\$ 22,283.21	\$ 24,114	\$ 46,397
65	Farmington Municipal Schools	F9K3UXV5ARB1	\$ 490,092.49	\$ 136,251	\$ 626,344
59	Floyd Municipal Schools	J53KJL51D5Q2	\$ 3,101.49	\$ 5,036	\$ 8,137
16	Fort Sumner Municipal Schools	N6DACNB83SX6	\$ 14,173.50	\$ 268	\$ 14,442
19	Gadsden Independent Schools	HMQPC8FP4RA9	\$ 851,240.67	\$ 867,504	\$ 1,718,745
43	Gallup-McKinley County Schools	MZC6N49RJKA8	\$ 875,886.94	\$ 160,111	\$ 1,035,998
15	Grady Municipal Schools	TDGPD85NKCJ9	\$ 1,988.55	\$ 3,883	\$ 5,872
88	Grants/Cibola County Schools	DQ5UMG72D8C5	\$ 257,107.85	\$ 32,191	\$ 289,299
5	Hagerman Municipal Schools	EYJ9VYLPDG5	\$ 19,148.32	\$ 4,029	\$ 23,177
18	Hatch Valley Public Schools	KZCMLFLXUKK3	\$ 68,942.54	\$ 25,918	\$ 94,860
33	Hobbs Municipal Schools	FL57DGXM1HN9	\$ 318,541.52	\$ 430,816	\$ 749,357
39	Hondo Valley Public Schools	CMASDCM321H3	\$ 5,585.45	\$ 2,809	\$ 8,395
50	House Municipal Schools	J83MHA9F8WM7	\$ 1,387.91	\$ 2,807	\$ 4,195
34	Jal Public Schools	K842RZQ9ME69	\$ 16,568.19	\$ 17,869	\$ 34,437
56	Jemez Mountain Public Schools	D8KRZ72WNGH9	\$ 15,384.22	\$ 22,576	\$ 37,960
63	Jemez Valley Public Schools	ZYDETYXRGNU1	\$ 26,682.71	\$ 48,299	\$ 74,982
7	Lake Arthur Municipal Schools	EHEPNH14M9U3	\$ 6,282.55	\$ 7,279	\$ 13,562
17	Las Cruces Public Schools	CBBMXTJKLLQ8	\$ 1,041,749.33	\$ 443,783	\$ 1,485,532
69	Las Vegas City Public Schools	LJB2ZXYDH1H8	\$ 78,665.36	\$ 57,171	\$ 135,836
51	Logan Municipal Schools	VAFEH4LEWQF4	\$ 8,461.97	\$ 6,290	\$ 14,752

EXHIBIT A (24154 - PLANNING FY23-24)




NEW MEXICO

Public Education Department

USDE - Elementary & Secondary Education Act / Title II, Part A (24154) PLANNING AWARD FY23-24

OBMS ENTITY CODE	LOCAL EDUCATION AGENCY	UEI #	Total Preliminary Allocation (Revenue Code 44500)	Projected Carryover (Revenue Code 44504)	Grand Total Initial Planning Allocation
29	Lordsburg Municipal Schools	HM7BSWJXWTM5	\$ 27,473.18	\$ 17,839	\$ 45,313
41	Los Alamos Public Schools	PJQFWJPMV9R7	\$ 39,826.88	\$ 7,245	\$ 47,072
86	Los Lunas Public Schools	C3K9JREQYGJ4	\$ 323,586.16	\$ 169,248	\$ 492,834
21	Loving Municipal Schools	TNQXBN1K8AZ3	\$ 9,949.75	\$ 18,336	\$ 28,286
31	Lovington Municipal Schools	C8WLQGBRGJF8	\$ 104,481.24	\$ 135,418	\$ 239,899
75	Magdalena Municipal Schools	GAR2VNVQRFC4	\$ 45,469.53	\$ 69,547	\$ 115,016
11	Maxwell Municipal Schools	ZM4APJPB8A13	\$ 1,917.85	\$ -	\$ 1,918
14	Melrose Municipal Schools	FELYMPGSDKE5	\$ 5,658.72	\$ 6,759	\$ 12,418
78	Mesa Vista Consolidated Schools	XV58NTBZLER3	\$ 14,421.01	\$ 557	\$ 14,978
44	Mora Independent Schools	CD1ZKEKL29M5	\$ 20,267.05	\$ 7,170	\$ 27,438
81	Moriarty-Edgewood School District	MKL6AMGSVS95	\$ 113,212.36	\$ 81,244	\$ 194,456
28	Mosquero Municipal Schools	WMMM2FL6HL4	\$ 952.46	\$ 360	\$ 1,312
82	Mountainair Public Schools	L652ZDKDZLD1	\$ 11,349.93	\$ 27,868	\$ 39,218
70	Pecos Independent School District	W1K6NKFLH7B1	\$ 19,576.48	\$ 28,269	\$ 47,845
77	Peñasco Independent Schools	LYBFHC93LVG6	\$ 22,428.90	\$ 15,441	\$ 37,870
72	Pojoaque Valley Public Schools	P5KAVKKRHMB5	\$ 54,311.79	\$ 107,607	\$ 161,919
57	Portales Municipal Schools	PHAUQ2DZBFU1	\$ 130,732.99	\$ 24,050	\$ 154,783
3	Quemado Independent Schools	RSJPSF9DWYD3	\$ 10,379.29	\$ 4,190	\$ 14,569
79	Questa Independent Schools	MNMYNK9YTD66	\$ 19,970.13	\$ 40,658	\$ 60,628
9	Raton Public Schools	NMX9DKXL3N9	\$ 47,963.45	\$ 12,204	\$ 60,168
2	Reserve Independent Schools	PHSRM4EG479	\$ 11,409.59	\$ 18,251	\$ 29,661
83	Rio Rancho Public Schools	HLMCBLZY6MY5	\$ 396,330.38	\$ 265,116	\$ 661,446
4	Roswell Independent Schools	MAH8L9WC2YJ9	\$ 509,276.06	\$ 170,272	\$ 679,548
27	Roy Municipal Schools	LHUQPPABYJN6	\$ 1,506.58	\$ 1,350	\$ 2,856
36	Ruidoso Municipal Schools	SL6MEK736S11	\$ 97,195.09	\$ 113,504	\$ 210,699
52	San Jon Municipal Schools	HLQPGBVT3LD3	\$ 3,392.74	\$ 6,114	
71	Santa Fe Public Schools	MGFPHU7UFLC4	\$ 452,074.69	\$ 219,306	\$ 671,381
25	Santa Rosa Consolidated Schools	ZCP4AULV5HA3	\$ 33,288.65	\$ 4,838	\$ 38,126
23	Silver Consolidated School District	VLMFMX65NLJ4	\$ 124,945.73	\$ 42,793	\$ 167,738
74	Socorro Consolidated Schools	WKADYTEP8Q85	\$ 104,587.20	\$ 86,596	\$ 191,183
10	Springer Municipal Schools	QJ1WG6ZWQNB7	\$ 8,046.30	\$ 14,864	\$ 22,910
76	Taos Municipal Schools	GXFMLNAG5D56	\$ 109,758.03	\$ 43,842	\$ 153,600
35	Tatum Municipal Schools	H8DBJFPKR7E1	\$ 8,430.34	\$ 9,146	\$ 17,576
13	Texico Municipal Schools	HG6BHDCZNVH3	\$ 17,152.20	\$ 24,121	\$ 41,274
73	Truth or Consequences Municipal Schools	LMJJWCKJMP3	\$ 75,275.00	\$ 106,923	\$ 182,198
49	Tucumcari Public Schools	EHWCVKVPAQ5	\$ 67,072.04	\$ 70,123	\$ 137,195
47	Tularosa Municipal Schools	NPP3J8DJM3K3	\$ 77,942.26	\$ 31,782	\$ 109,724
26	Vaughn Municipal Schools	DJZAMJ963WZ4	\$ 5,072.52	\$ 13,384	\$ 18,457
45	Wagon Mound Public Schools	GLY9SSWB74A3	\$ 4,819.51	\$ 7,917	\$ 12,736
68	West Las Vegas Public Schools	JLANMKASDL69	\$ 74,423.87	\$ 50,215	\$ 124,639
89	Zuni Public School District	XU9NS37898M4	\$ 102,258.92	\$ 23,487.52	\$ 125,746
STATE CHARTERS					
580-001	21st Century Public Academy	TMY5QTLRR8V1	\$ 15,000.47	\$ 9,118	\$ 24,119
579-001	ACES Technical Charter School	CVFEQ5MQ26V7	\$ 9,524.06	\$ 2,286	\$ 11,811
528-001	Albuquerque Bilingual Academy	N1YCEGJGSJ69	\$ 20,430.92	\$ 37,989	\$ 58,420
574-001	Albuquerque Collegiate Charter School	CH65KADW1N29	\$ 9,958.84	\$ 2,338	\$ 12,296
524-001	AIMS @ UNM	JESBYAJUGH55	\$ 4,189.62	\$ 10,735	\$ 14,925
516-001	Albuquerque School of Excellence	K2PNAF1FMK27	\$ 37,236.38	\$ 5,290	\$ 42,527

EXHIBIT A (24154 - PLANNING FY23-24)




NEW MEXICO

Public Education Department

USDE - Elementary & Secondary Education Act / Title II, Part A (24154) PLANNING AWARD FY23-24

OBMS ENTITY CODE	LOCAL EDUCATION AGENCY	UEI #	Total Preliminary Allocation (Revenue Code 44500)	Projected Carryover (Revenue Code 44504)	Grand Total Initial Planning Allocation
517-001	Albuquerque Sign Language Academy (The)	QT5SEMNS7VE7	\$ 5,851.60	\$ 5,222	\$ 11,074
532-001	Aldo Leopold High School	U72RT1D298F4	\$ 6,243.02	\$ 3,104	\$ 9,347
511-001	Alma d' arte Charter High School	Q22NV9GL3F19	\$ 5,142.54	\$ 8,614	\$ 13,756
575-001	Altura Preparatory School	JDPMEJPNHWJ1	\$ 3,607.86	\$ 7,084	\$ 10,692
525-001	Amy Biehl Charter High School	F2F8MLNJXUC7	\$ 7,385.06	\$ 6,974	\$ 14,359
520-001	ASK Academy (The)	GRJ6QZLK9EK8	\$ 11,146.37	\$ 12,933	\$ 24,079
512-001	Cesar Chavez Community School	M89CJESJ63K5	\$ 5,092.98	\$ 16,751	\$ 21,844
562-001	Dzit Dit Lool School of Empowerment, Action and Perseverance	CLKJX6KE5GM4	\$ 3,002.05	\$ 6,349	\$ 9,351
550-001	Estancia Valley Classical Academy	RARRGG8EJ327	\$ 16,048.54	\$ 1,565	\$ 17,614
557-001	Explore Academy	WEJ3ECH5P8D5	\$ 22,932.30	\$ 9,268	\$ 32,201
581-001	Explore Academy - Las Cruces	C4AKEYECETH7	\$ 8,139.01	\$ 3,848	\$ 11,987
503-001	Horizon Academy West	KWJ7ZX9KPUW3	\$ 16,594.63	\$ -	\$ 16,595
573-001	Hózhó Academy	ZP2TF8RAKL48	\$ 25,874.04	\$ 18,445	\$ 44,319
535-001	J. Paul Taylor Academy	SF24Z81T6J31	\$ 6,161.00	\$ 1,527	\$ 7,688
560-001	La Academia Dolores Huerta	LDXMLL97LKF1	\$ 3,427.31	\$ 2,457	\$ 5,884
546-001	La Tierra Montessori School of the Arts and Sciences	JS1SKEZFHNM1	\$ 6,695.84	\$ 7,257	\$ 13,952
567-001	Las Montañas Charter School	FWLSKPN75P27	\$ 6,260.14	\$ 10,225	\$ 16,486
519-001	MASTERS Program (The)	FD3DS6MZYQZ3	\$ 6,001.39	\$ 7,339	\$ 13,341
547-001	McCurdy Charter School	M9X9GN9JNNB5	\$ 26,770.31	\$ 14,002	\$ 40,773
501-001	Media Arts Collaborative Charter School	FGDRPNXN8UQ7	\$ 7,155.34	\$ -	\$ 7,155
578-001	Middle College High School	LYCFS2WXPFPQ3	\$ 5,086.44	\$ 5,518	\$ 10,604
542-001	Mission Achievement and Success Charter School	HVRFS8K3J5R8	\$ 119,275.70	\$ 32,383	\$ 151,659
564-001	Monte del Sol Charter School	JLQBBQ6ZZS93	\$ 12,105.49	\$ 8,104	\$ 20,210
529-001	Montessori Elementary School (The)	R31LVW4EY7G2	\$ 10,541.81	\$ 19,183	\$ 29,724
549-001	New America School of Las Cruces	FMP4UNLQU286	\$ 5,832.09	\$ 4,562	\$ 10,394
554-001	New Mexico Connections Academy	L5LTKFTYMM61	\$ 54,216.49	\$ 51,162	\$ 105,378
509-001	New Mexico School for the Arts	H9E9JJBL5MM5	\$ 5,387.18	\$ 5,965	\$ 11,352
504-001	North Valley Academy	ST3GNJU3JJY5	\$ 16,177.69	\$ 24,047	\$ 40,225
005-020	Pecos Cyber Academy	MN8HKMQTJLH3	\$ 59,492.06	\$ -	\$ 59,492
577-001	Raices del Saber Xinachtli Community School	U3CMKJ2HEP65	\$ 5,896.02	\$ 8,110	\$ 14,006
539-001	Red River Valley Charter School	GJ9WCNDXZJA6	\$ 3,057.80	\$ 7,327	\$ 10,385
583-001	Rio Grande Academy of Fine Arts	V3BNPXU3EPP4	\$ 5,224.12	\$ -	\$ 5,224
570-001	Roots and Wings Community School	LYQAXV8YCNL5	\$ 3,640.06	\$ 1,770	\$ 5,410
563-001	Sandoval Academy of Bilingual Education	CPWDBX87R7S5	\$ 6,452.53	\$ 14,031	\$ 20,484
505-001	School of Dreams Academy	XS13KKJ34R86	\$ 25,254.55	\$ 38,729	\$ 63,983
568-001	Six Directions Indigenous Charter School	KFYJG4K8ZMC4	\$ 4,065.77	\$ -	\$ 4,066
576-001	Solare Collegiate Charter School	ZB1STNXGP567	\$ 15,017.95	\$ 6,336	\$ 21,354
515-001	South Valley Preparatory School	WKLQRQ6WJFUQ5	\$ 12,003.80	\$ 19,985	\$ 31,989
544-001	Southwest Aeronautics, Mathematics, and Science Academy	E21FVZNRURY5	\$ 7,885.35	\$ 8,099	\$ 15,984
530-001	Southwest Preparatory Learning Center	UDDKJCVZXZA4	\$ 5,929.10	\$ 7,367	\$ 13,296
531-001	Southwest Secondary Learning Center	J8MCWUYXXVN7	\$ 4,410.69	\$ 3,280	\$ 7,690
510-001	Taos Academy	LBW4T1KCJ2Y8	\$ 13,161.97	\$ 6,256	\$ 19,418
521-001	Taos Integrated School of the Arts	U2RKZ3ZCGQQ9	\$ 13,961.46	\$ 11,194	\$ 25,156
555-001	Taos International Charter School	C1GXNKKEQ5J4	\$ 14,484.43	\$ 5,903	\$ 20,387
536-001	GREAT Academy (The)	SS8MM7XBQVE1	\$ 7,402.28	\$ 10,100	\$ 17,502
582-001	THRIVE Community School	D1AXDTJVGDN6	\$ 3,783.99	\$ -	\$ 3,784
518-001	Tierra Adentro	R5NKMW6NWLZ3	\$ 10,230.13	\$ 14,458	\$ 24,689
565-001	Tierra Encantada Charter School	KRK7BW94TUN4	\$ 10,682.04	\$ 118	\$ 10,800



USDE - Elementary & Secondary Education Act / Title II, Part A (24154) PLANNING AWARD FY23-24

OBMS ENTITY CODE	LOCAL EDUCATION AGENCY	UEI #	Total Preliminary Allocation (Revenue Code 44500)	Projected Carryover (Revenue Code 44504)	Grand Total Initial Planning Allocation
566-001	Turquoise Trail Charter School	J7KQPXL6M2K9	\$ 26,336.25	\$ 1,932	\$ 28,268
76555012	Vista Grande High School	HW3EPJK6QFF3	\$ 5,771.54	\$ -	\$ 5,772
552-001	Walatowa High Charter School	JJDLVLMJVK7	\$ 3,472.24	\$ 4,603.05	\$ 8,075
	GRAND TOTAL		\$ 14,395,531	\$ 10,288,799	\$ 24,674,823