



EXHIBIT B (24190 -Carryover FY20-21 & Final FY20-21 Additional Allocation)



USDE - Elementary & Secondary Education Act/CSI (24190)-Carryover FY20-21 & Final FY20-21 Additional Allocation

				Amount of federal funds obligated by this sub-award to subrecipient	Amount of funds obligated by this sub-award to subrecipient	Total amount of federal funds obligated to subrecipient including current financial obligation	Total amount of the federal award committed to subrecipient		
OBMS ENTITY CODE	LOCAL EDUCATION AGENCY	UEI #	FY20-21 CARRYOVER	FY 20-21 ADDITIONAL ALLOCATION	FY 20-21 ADDITIONAL ALLOCATION (budget from CTE Innovations)	FY20-21 CARRYOVER & FY 20-21 ADDITIONAL ALLOCATION	TOTAL AWARD TO SUBRECIPIENT	FY22-23 APPROVED BUDGET	TOTAL AMOUNT TO BAR
46	Alamogordo Public Schools	DGD9RLTTLRN5	\$ 26,156.56	\$ 153,000	\$ 51,000	\$ 230,156.56	\$ 230,157	\$ -	\$ 230,157
1	Albuquerque Public Schools	RHSNF9JSGLJ5	\$ 3,256,481.41	\$ 3,468,000	\$ -	\$ 6,724,481.41	\$ 6,724,481	\$ -	\$ 6,724,481
30	Animas Public Schools	GHDFJ5EYDGH4	\$ -	\$ 51,000	\$ -	\$ 51,000.00	\$ 51,000	\$ -	\$ 51,000
64	Aztec Municipal Schools	CJ25J5KWVLJ5	\$ 21,250.00	\$ 51,000	\$ -	\$ 72,250.00	\$ 72,250	\$ -	\$ 72,250
87	Belen Consolidated Schools	GPVFNQC5CAW7	\$ 74,768.71	\$ 153,000	\$ -	\$ 227,768.71	\$ 227,769	\$ -	\$ 227,769
61	Bernalillo Public Schools	QJQLCDZ32KM5	\$ 128,568.02	\$ 153,000	\$ -	\$ 281,568.02	\$ 281,568	\$ -	\$ 281,568
66	Bloomfield Schools	YRPHM8YCN495	\$ 97,099.38	\$ 153,000	\$ -	\$ 250,099.38	\$ 250,099	\$ -	\$ 250,099
20	Carlsbad Municipal Schools	FLH1JLF6JLJ3	\$ -	\$ 51,000	\$ -	\$ 51,000.00	\$ 51,000	\$ -	\$ 51,000
67	Central Consolidated Schools	CXQZVRZCCF41	\$ 42,500.00	\$ 357,000	\$ -	\$ 399,500.00	\$ 399,500	\$ -	\$ 399,500
12	Clovis Municipal Schools	RHLXA1JJC994	\$ 80,558.38	\$ 255,000	\$ -	\$ 335,558.38	\$ 335,558	\$ -	\$ 335,558
62	Cuba Independent Schools	MGPNE9CQBLN8	\$ 5,576.05	\$ 102,000	\$ -	\$ 107,576.05	\$ 107,576	\$ -	\$ 107,576
42	Deming Public Schools	XPL2VUTAG733	\$ 25,482.17	\$ 408,000	\$ -	\$ 433,482.17	\$ 433,482	\$ -	\$ 433,482
54	Dulce Independent Schools	PQ2EJ5GKVRW3	\$ 78,114.63	\$ 102,000	\$ -	\$ 180,114.63	\$ 180,115	\$ -	\$ 180,115
55	Española Public Schools	UMKFJY7V6FX4	\$ 77,274.91	\$ 153,000	\$ -	\$ 230,274.91	\$ 230,275	\$ -	\$ 230,275
32	Eunice Public Schools	S64LAENRKJQ1	\$ -	\$ 51,000	\$ -	\$ 51,000.00	\$ 51,000	\$ -	\$ 51,000
65	Farmington Municipal Schools	F9K3UXV5ARB1	\$ 41,617.24	\$ 204,000	\$ 51,000	\$ 296,617.24	\$ 296,617	\$ -	\$ 296,617
19	Gadsden Independent Schools	HMQPC8FP4RA9	\$ -	\$ 255,000	\$ -	\$ 255,000.00	\$ 255,000	\$ -	\$ 255,000
43	Gallup-McKinley County Schools	MZC6N49RJKA8	\$ 314,333.37	\$ 816,000	\$ -	\$ 1,130,333.37	\$ 1,130,333	\$ -	\$ 1,130,333
88	Grants/Cibola County Schools	DQ5UMG72D8C5	\$ 235,325.32	\$ 153,000	\$ -	\$ 388,325.32	\$ 388,325	\$ -	\$ 388,325
5	Hagerman Municipal Schools	EYJ9VYLPDG5	\$ -	\$ -	\$ 51,000	\$ 51,000.00	\$ 51,000	\$ -	\$ 51,000
18	Hatch Valley Public Schools	KZCMLFLXUKK3	\$ -	\$ 51,000	\$ -	\$ 51,000.00	\$ 51,000	\$ -	\$ 51,000
50	House Municipal Schools	J83MHA9F8WM7	\$ 11,775.00	\$ -	\$ 51,000	\$ 62,775.00	\$ 62,775	\$ -	\$ 62,775
33	Hobbs Municipal Schools	FL57DGXM1HN9	\$ -	\$ 255,000	\$ -	\$ 255,000.00	\$ 255,000	\$ -	\$ 255,000
56	Jemez Mountain Public Schools	D8KRZ72WNGH9	\$ 71,250.00	\$ 102,000	\$ -	\$ 173,250.00	\$ 173,250	\$ -	\$ 173,250
63	Jemez Valley Public Schools	ZYDETYXRGNU1	\$ 50,000.00	\$ 102,000	\$ -	\$ 152,000.00	\$ 152,000	\$ -	\$ 152,000
17	Las Cruces Public Schools	CBBMXTJKLLQ8	\$ 82,572.23	\$ 408,000	\$ -	\$ 490,572.23	\$ 490,572	\$ -	\$ 490,572
51	Logan Municipal Schools	VAFEH4LEWQF4	\$ -	\$ -	\$ 51,000	\$ 51,000.00	\$ 51,000	\$ -	\$ 51,000
29	Lordsburg Municipal Schools	HM7BSWJXWTM5	\$ -	\$ 51,000	\$ -	\$ 51,000.00	\$ 51,000	\$ -	\$ 51,000
86	Los Lunas Public Schools	C3K9JREQYGJ4	\$ -	\$ 306,000	\$ -	\$ 306,000.00	\$ 306,000	\$ -	\$ 306,000
31	Lovington Municipal Schools	C8WLQGBRGJF8	\$ 21,250.00	\$ 51,000	\$ 51,000	\$ 123,250.00	\$ 123,250	\$ -	\$ 123,250


EXHIBIT B (24190 -Carryover FY20-21 & Final FY20-21 Additional Allocation)



USDE - Elementary & Secondary Education Act/CSI (24190)-Carryover FY20-21 & Final FY20-21 Additional Allocation

OBMS ENTITY CODE	LOCAL EDUCATION AGENCY	UEI #	FY20-21 CARRYOVER	FY 20-21 ADDITIONAL ALLOCATION	FY 20-21 ADDITIONAL ALLOCATION (budget from CTE Innovations)	FY20-21 CARRYOVER & FY 20-21 ADDITIONAL ALLOCATION	TOTAL AWARD TO SUBRECIPIENT	FY22-23 APPROVED BUDGET	TOTAL AMOUNT TO BAR
				<i>Amount of federal funds obligated by this sub-award to subrecipient</i>	<i>Amount of funds obligated by this sub-award to subrecipient</i>	<i>Total amount of federal funds obligated to subrecipient including current financial obligation</i>	<i>Total amount of the federal award committed to subrecipient</i>		
75	Magdalena Municipal Schools	GAR2VNVQRFC4	\$ -	\$ 51,000	\$ -	\$ 51,000.00	\$ 51,000	\$ -	\$ 51,000
78	Mesa Vista Consolidated Schools	XV58NTBZLER3	\$ -	\$ 51,000	\$ -	\$ 51,000.00	\$ 51,000	\$ -	\$ 51,000
70	Pecos Independent School District	W1K6NKFLH7B1	\$ 21,250.00	\$ -	\$ -	\$ 21,250.00	\$ 21,250	\$ -	\$ 21,250
72	Pojoaque Valley Public Schools	P5KAVKCRHMB5	\$ -	\$ 204,000	\$ -	\$ 204,000.00	\$ 204,000	\$ -	\$ 204,000
79	Questa Independent Schools	MNMYNK9YTD66	\$ 28,428.22	\$ -	\$ -	\$ 28,428.22	\$ 28,428	\$ -	\$ 28,428
83	Rio Rancho Public Schools	HLMCBLZY6MY5	\$ 15,856.51	\$ 51,000	\$ -	\$ 66,856.51	\$ 66,857	\$ -	\$ 66,857
4	Roswell Independent Schools	MAH8L9WC2YJ9	\$ 28,299.36	\$ 306,000	\$ -	\$ 334,299.36	\$ 334,299	\$ -	\$ 334,299
36	Ruidoso Municipal Schools	SL6MEK736S11	\$ -	\$ 51,000	\$ -	\$ 51,000.00	\$ 51,000	\$ -	\$ 51,000
71	Santa Fe Public Schools	MGFPHU7UFLC4	\$ 160,610.72	\$ 357,000	\$ -	\$ 517,610.72	\$ 517,611	\$ -	\$ 517,611
74	Socorro Consolidated Schools	WKADYTEP8Q85	\$ -	\$ 102,000	\$ -	\$ 102,000.00	\$ 102,000	\$ -	\$ 102,000
76	Taos Municipal Schools	GXFMLNAG5D56	\$ -	\$ 102,000	\$ -	\$ 102,000.00	\$ 102,000	\$ -	\$ 102,000
73	Truth or Consequences Municipal Schools	LMJJWCKJMP3	\$ -	\$ 102,000	\$ -	\$ 102,000.00	\$ 102,000	\$ -	\$ 102,000
68	West Las Vegas Public Schools	JLANMKASDL69	\$ -	\$ 51,000	\$ -	\$ 51,000.00	\$ 51,000	\$ -	\$ 51,000
89	Zuni Public School District	XU9NS37898M4	\$ 293,775.56	\$ 153,000	\$ -	\$ 446,775.56	\$ 446,776	\$ -	\$ 446,776
STATE CHARTERS									
580-001	21st Century Public Academy	TMY5QTLRR8V1	\$ -	\$ 51,000.00	\$ -	\$ 51,000.00	\$ 51,000	\$ -	\$ 51,000
520-001	ASK Academy (The)	GRJ6QZLK9EK8	\$ 21,250.00	\$ -	\$ -	\$ 21,250.00	\$ 21,250	\$ -	\$ 21,250
512-001	Cesar Chavez Community School	M89CJESJ63K5	\$ 40,563.84	\$ 51,000	\$ -	\$ 91,563.84	\$ 91,564	\$ -	\$ 91,564
581-001	Explore Academy - Las Cruces	C4AKEYECETH7	\$ -	\$ 51,000	\$ -	\$ 51,000.00	\$ 51,000	\$ -	\$ 51,000
567-001	Las Montañas Charter School	FWLSKPN75P27	\$ 1,940.46	\$ 51,000	\$ -	\$ 52,940.46	\$ 52,940	\$ -	\$ 52,940
501-001	Media Arts Collaborative Charter School	FGDRPNXN8UQ7	\$ 1,502.00	\$ -	\$ -	\$ 1,502.00	\$ 1,502	\$ -	\$ 1,502
549-001	New America School of Las Cruces	FMP4UNLQU286	\$ -	\$ 51,000	\$ -	\$ 51,000.00	\$ 51,000	\$ -	\$ 51,000
554-001	New Mexico Connections Academy	L5LTKFTYMM61	\$ -	\$ 51,000	\$ -	\$ 51,000.00	\$ 51,000	\$ -	\$ 51,000
505-001	School of Dreams Academy	XS13KKJ34R86	\$ -	\$ 51,000	\$ -	\$ 51,000.00	\$ 51,000	\$ -	\$ 51,000
568-001	Six Directions Indigenous Charter School	KFYJG4K8ZMC4	\$ -	\$ 51,000	\$ -	\$ 51,000.00	\$ 51,000	\$ -	\$ 51,000
576-001	Solare Collegiate Charter School	ZB1STNXGP567	\$ -	\$ 51,000	\$ -	\$ 51,000.00	\$ 51,000	\$ -	\$ 51,000
531-001	Southwest Secondary Learning Center	J8MCWUYXXVN7	\$ -	\$ 51,000	\$ -	\$ 51,000.00	\$ 51,000	\$ -	\$ 51,000
565-001	Tierra Encantada Charter School	KRK7BW94TUN4	\$ 0.44	\$ -	\$ -	\$ 0.44	\$ 0	\$ -	\$ 0
536-001	GREAT Academy (The)	SS8MM7XBQVE1	\$ -	\$ 51,000	\$ -	\$ 51,000.00	\$ 51,000	\$ -	\$ 51,000
76555012	Vista Grande High School	HW3EPJK6QFF3	\$ -	\$ -	\$ 51,000	\$ 51,000.00	\$ 51,000	\$ -	\$ 51,000

EXHIBIT B (24190 -Carryover FY20-21 & Final FY20-21 Additional Allocation)



USDE - Elementary & Secondary Education Act/CSI (24190)-Carryover FY20-21 & Final FY20-21 Additional Allocation

				<i>Amount of federal funds obligated by this sub-award to subrecipient</i>	<i>Amount of funds obligated by this sub-award to subrecipient</i>	<i>Total amount of federal funds obligated to subrecipient including current financial obligation</i>	<i>Total amount of the federal award committed to subrecipient</i>		
OBMS ENTITY CODE	LOCAL EDUCATION AGENCY	UEI #	FY20-21 CARRYOVER	FY 20-21 ADDITIONAL ALLOCATION	FY 20-21 ADDITIONAL ALLOCATION (budget from CTE Innovations)	FY20-21 CARRYOVER & FY 20-21 ADDITIONAL ALLOCATION	TOTAL AWARD TO SUBRECIPIENT	FY22-23 APPROVED BUDGET	TOTAL AMOUNT TO BAR
	GRAND TOTAL		\$ 5,355,430	\$ 10,557,000	\$ 357,000	\$ 16,269,430	\$ 16,269,430	\$ -	\$ 16,269,430