

Albuquerque Aviation Academy Mission Change Amendment Request  
 Public Education Commission (PEC) Meeting, June 16, 2023  
 Charter Schools Division (CSD) Analysis

Albuquerque Aviation Academy (AAA) formerly Southwest Aeronautics, Mathematics and Science Academy (SAMS) PEC approval to change its mission statement from:

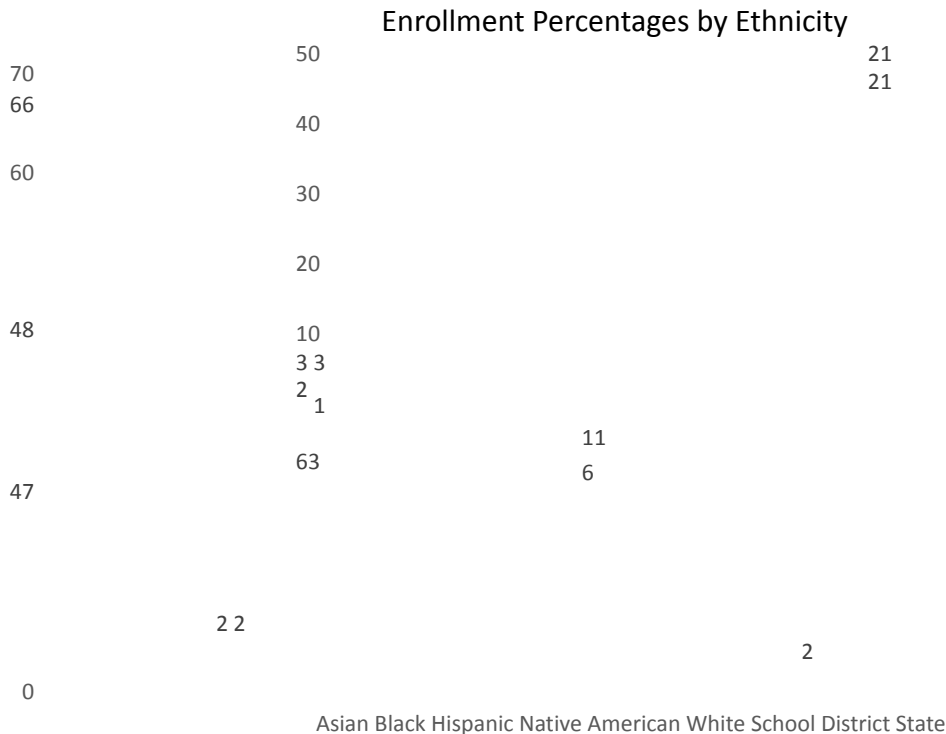
The mission of the Southwest Aeronautics, Mathematics and Science Academy (Albuquerque Aviation Academy) is to prepare students, with attention to high-risk students, in grades 6-12 in an integrative STEM 21st century educational environment which offers a unique option in aeronautics. Students will be competent in the reading, writing, mathematics, science, technology and problem solving skills necessary for success in post-secondary education, high tech, or aviation related careers.

to:

Albuquerque Aviation Academy cultivates opportunities for 6th – 12th grade students to excel in fields related to aviation and STEAM. Students will have unique options to explore and excel in multiple career areas of aviation which are woven throughout an innovative hybrid learning experience.

The proposed change does not alter the school’s focus on math, science, and aviation. It adds reference to a hybrid learning experience, which is not a change to the school’s educational program. The phrase “with attention to high-risk students” is absent from the new mission statement.

**Demographics as reported in STARS 2022-23 (120D Average)**



CSD Analysis AAA Mission Amendment Request 1 of 6

17

45 40 35 30 25 20 15 10

Enrollment Percentages by Subgroup

8  
6

42  
41

23  
22 20 18 18  
5

0

5

4

Students with Disabilities English Learners Gifted Economically Disadvantaged School District State

Demographics as reported in STARS 2021-22 End of Year (EOY)

Enrollment Percentages by Ethnicity

80 70 60 50 40 30 20 3 3

10 0

66

21  
22

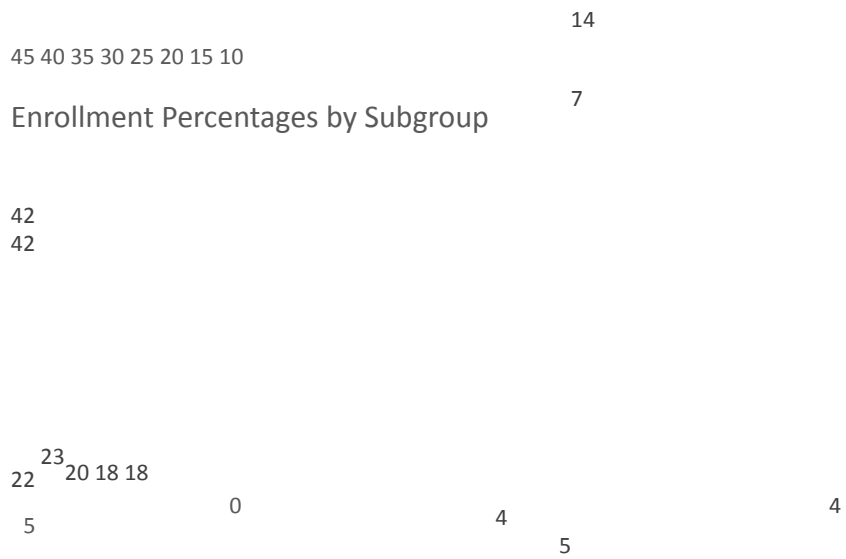
11  
6  
1

18 2 2  
75

3 2 63

Asian Black Hispanic Native American White School District State

### CSD Analysis AAA Mission Amendment Request 2 of 6



Students with Disabilities English Learners Gifted Economically Disadvantaged School District State

### Organizational and Financial Performance Framework Ratings

The school was rated Meets Standard on the Organizational and Financial Performance Framework for each year of the contract term 2019-24:

SW Aeronautics, Math & Science Academy	2019-20	2020-21	2021-22
<b>Organizational and Financial Performance</b>			
1a Mission and Educational Program	Meets Standard	Meets Standard	Meets Standard
1b State Assessment Requirements	Meets Standard	Not Reviewed	Does Not Meet Standard
1c Rights of Students with Disabilities	Working to Meet Standard	Meets Standard	Meets Standard
1d Rights of English Learners	Working to Meet Standard	Working to Meet Standard	Meets Standard
1e Meeting Program Requirements	Meets Standard	Assurances	Meets Standard
1f NM DASH Plan	N/A	N/A	Meets Standard
2a Financial Reporting and Compliance	Working to Meet Standard	Working to Meet Standard	Meets Standard
2b Accounting Principles	Meets Standard	Does Not Meet Standard	Meets Standard
2c Responsive to Audit Findings	Working to Meet Standard	Meets Standard	Meets Standard
2d Managing Grant Funds	Meets Standard	Meets Standard	Meets Standard
2e Staffing for Fiscal Management	Meets Standard	Meets Standard	Meets Standard
2f Internal Controls	Meets Standard	Meets Standard	Meets Standard
3a Governance Requirements	Working to Meet Standard	Meets Standard	Meets Standard
3b Nepotism, Conflict of Interest	Meets Standard	Assurances	Meets Standard
3c Reporting Requirements	Meets Standard	Assurances	Meets Standard
4a Rights of All Students	Meets Standard	Assurances	Meets Standard
4b Attendance and Retention	Meets Standard	Meets Standard	Working to Meet Standard
4c Staff Credentialing	Meets Standard	Assurances	Meets Standard
4d Employee Rights	Meets Standard	Assurances	Meets Standard
4e Background Checks, Ethics	Working to Meet Standard	Assurances	Meets Standard
5a Facilities	Meets Standard	Assurances	Meets Standard
5b Transportation	Meets Standard	Assurances	Meets Standard
5c Health and Safety	Working to Meet Standard	Assurances	Meets Standard
5d Handling Information	Meets Standard	Assurances	Meets Standard

CSD Analysis AAA

Mission Amendment Request 3 of 6

**Academic Data**

2021-22 NM Vistas data are still embargoed but the embargoed data that CSD reviewed indicates no concerns.

**Mission-Specific Goals for 2021-22**

**Goal 1:** 75% of students in grades 7-9, enrolled on 40th day, will complete the SMART Lab elective annually with a score of “C” or better. **Rating:** Exceeds Standard (86%)

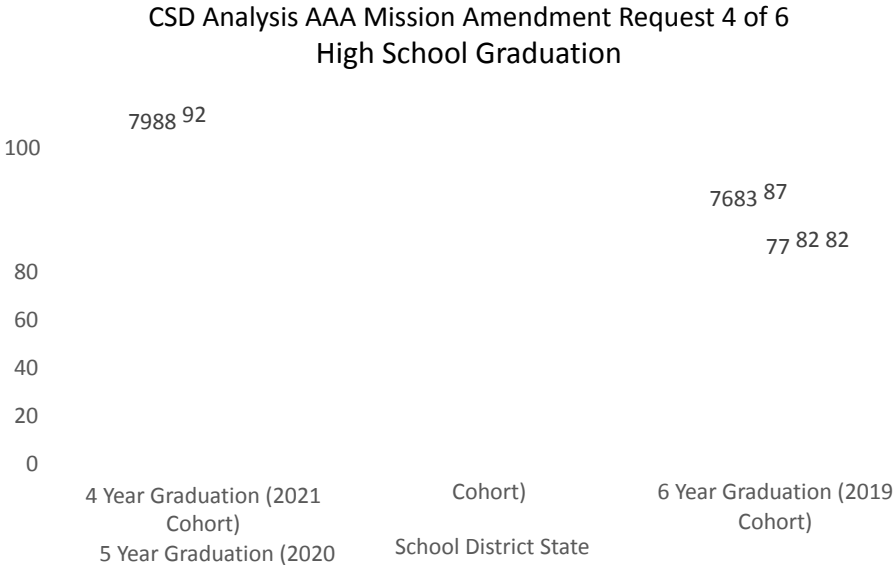
Performance Level	Target	Points
Exceeds Standard	86% - 100% of students in grades 7-9, enrolled on 40th day, will complete the SMART Lab elective annually with a score of “C” or better.	100
Meets Standard	75-85% of students in grades 7-9, enrolled on 40th day, will complete the SMART Lab elective annually with a score of “C” or better.	75
Does Not Meet Standard	60-74% of students in grades 7-9, enrolled on 40th day, will complete the SMART Lab elective annually with a score of “C” or better.	25
Falls Far Below Standard	59% or less of students in grades 7-9, enrolled on 40th day, will complete the SMART Lab elective annually with a score of “C” or better.	0

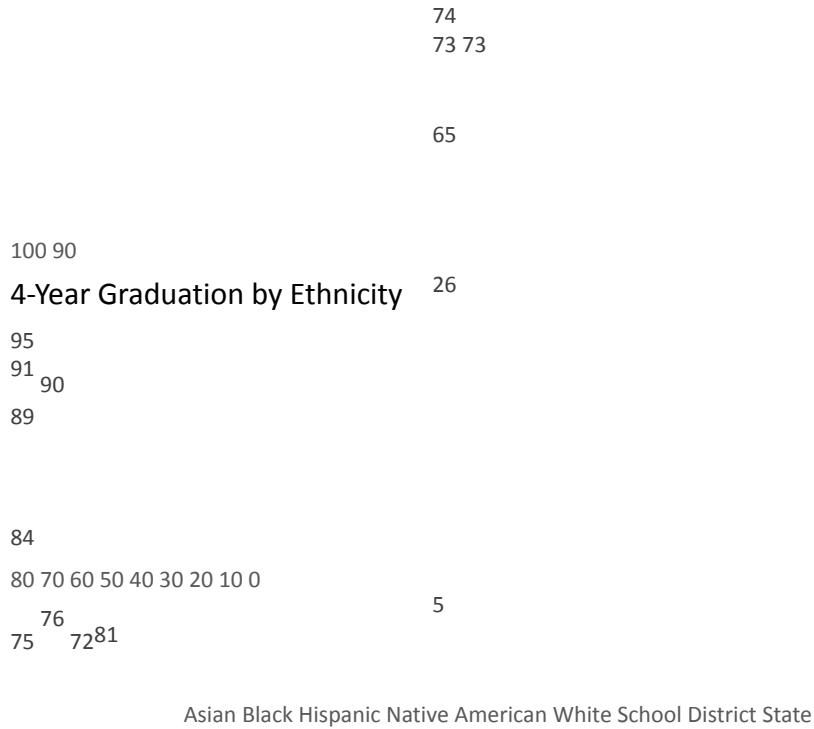
**Goal 2:** 75% of students in each grade level 10-12, enrolled on the 40th day, will take one STEAM elective, at least 0.5 credit annually, earning a “C” or better. **Rating:** Meets Standard (80%)

Performance Level	Target	Points
Exceeds Standard	76-100% of students in each grade level 10-12, enrolled on the 40th day, will take one STEAM elective*, at least 0.5 credit annually, earning a “C” or better.	100
Meets Standard	75-85% of students in each grade level 10-12, enrolled on the 40th day, will take one STEAM elective*, at least 0.5 credit annually, earning a “C” or better.	75
Does Not Meet Standard	60-74% of students in each grade level 10-12, enrolled on the 40th day, will take one STEAM elective*, at least 0.5 credit annually, earning a “C” or better.	25
Falls Far Below Standard	59% or less of students in each grade level 10-12, enrolled on the 40th day, will take one STEAM elective*, at least 0.5 credit annually, earning a “C” or better	0

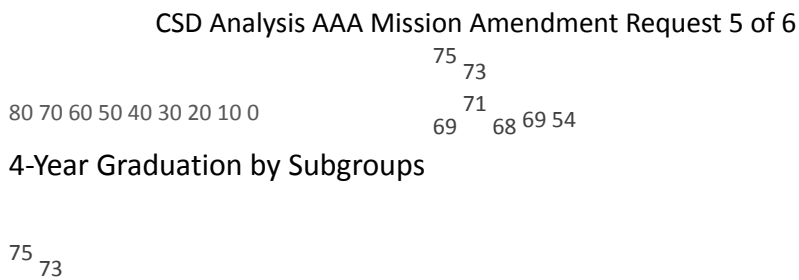
**High School Graduation**

Data refer to the most recent 4-year graduation data available for the 2021 graduation cohort, 5-year data for the 2020 cohort, and 6-year data for the 2019 cohort. The 4-year, 5-year, and 6-year graduation rates for these years are provided with comparative data for the state and district. The 4-year rate is then disaggregated by ethnicity and student group.





**Note:** The school-level percentage for the Asian category is  $\geq 95\%$  in order to mask data due to student population size. The school-level percentage for the Native American category is  $\leq 5\%$  in order to mask data due to student population size.



Students with Disabilities English Learners Economically Disadvantaged School District  
State