

New Mexico State Charter Schools 2021-22 Academic Data

NMPED Charter Schools Division

Public Education Commission (PEC) Work Session

July 20, 2023

NM Vistas Designations

Spotlight

Traditional Support

Targeted Support and Improvement (TSI)

- Additional Targeted Support and Improvement (ATSI)

Comprehensive Support and Improvement (CSI)

- CSI Student Group
- CSI Graduation Rate
- CSI Low Performing

More Rigorous Intervention (MRI)

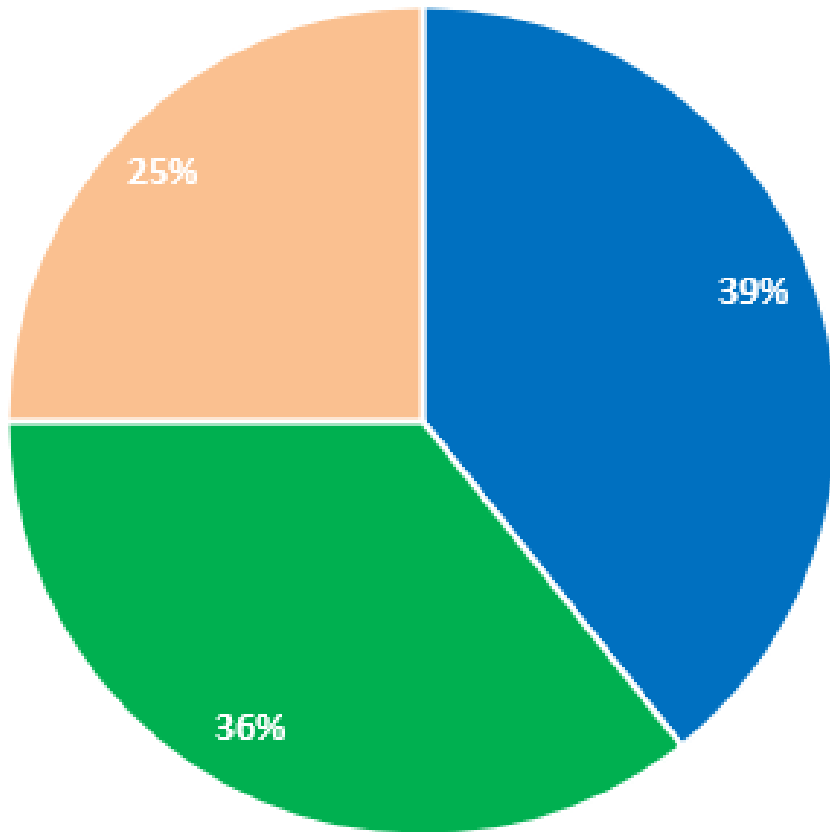
<https://nmvistas.org/about.html#section2>

- *New Mexico Spotlight School*
Schools scoring above the 75th percentile
- *Traditional Support School*
Schools scoring above the threshold for support and improvement
- *Targeted Support and Improvement (TSI)*
Public Schools (Title I and non-Title I) with one or more student groups that meet the state's definition of consistently underperforming
- *Additional Targeted Support and Improvement (ATSI)*
Public Schools (Title I) with one or more student groups performing as poorly as the lowest performing 5 percent of Title I schools identified for CSI
- *Comprehensive Support and Improvement Student Group*
Title I schools that were previously identified for additional targeted support and improvement and that did not meet the statewide criteria for exiting ATSI status within the number of years determined by the state
- *Comprehensive Support School and Improvement Graduation Rate*
All public high schools in the state (Title I) with a four-year graduation rate below 66.67% for at least two out of the past three years
- *Comprehensive Support School and Improvement Low Performing*
Schools scoring in the bottom 5% of all Title I schools
- *More Rigorous Intervention (MRI)*
If a CSI School does not satisfy exit criteria within the identification cycle, they are identified as MRI.

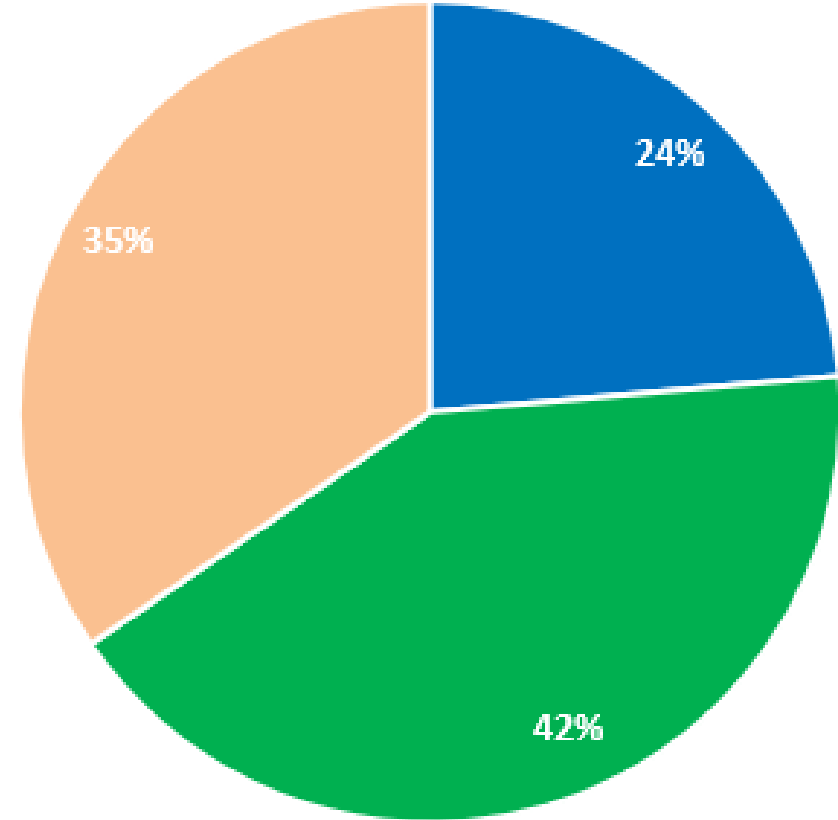
<https://nmvistas.org/about.html#section2>

State Charter School Designations

State Charter Schools



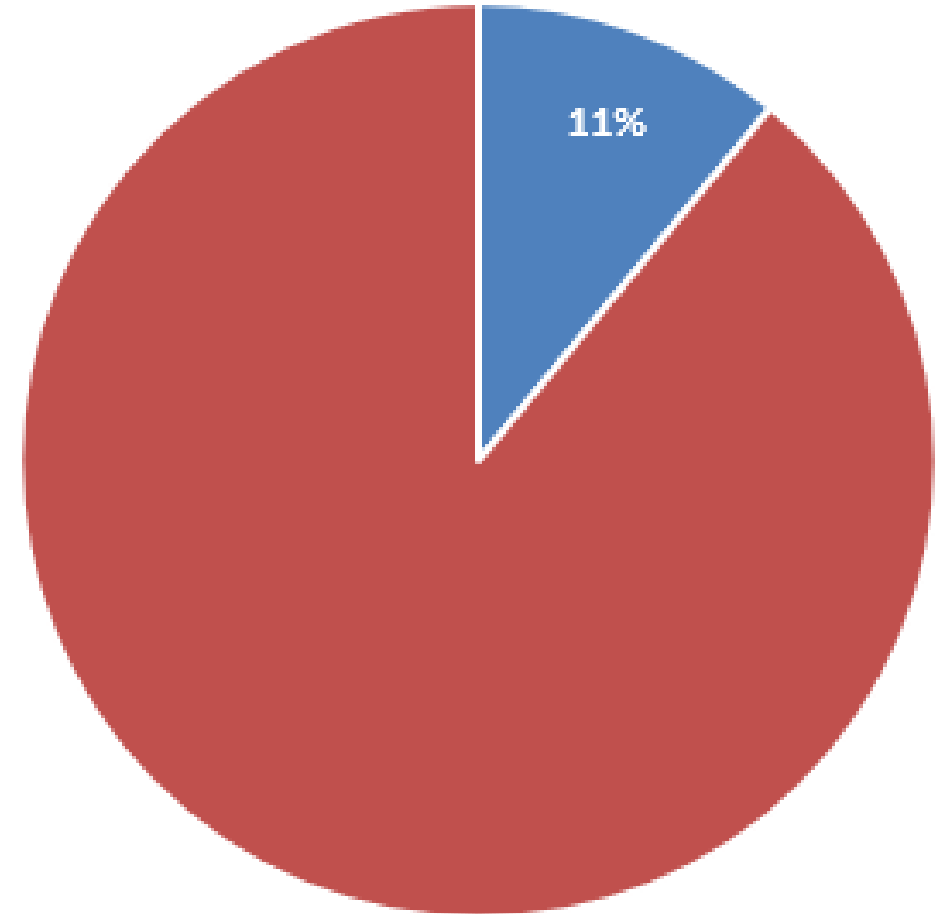
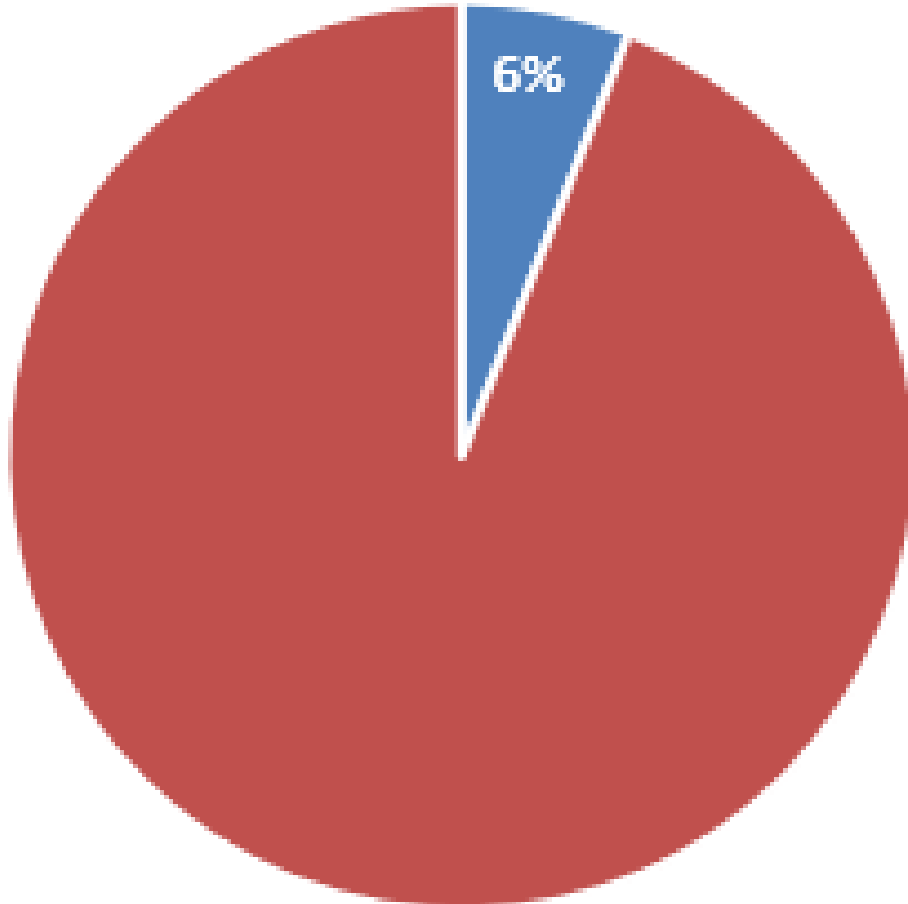
All NM Public Schools



■ Spotlight ■ Traditional ■ Support & Improvement

State Charter Spotlight Schools

6% of public schools in New Mexico, and 11% of Spotlight schools



Elementary, Middle and High Schools

39% of all state charter schools have a Spotlight designation

- 41% of state charter high schools
- 36% of state charter elementary and middle schools

State Charter Elementary or Middle School	Designation	EL/MS Percentile
ALTURA PREPARATORY SCHOOL	Spotlight	98.44
RED RIVER VALLEY CHARTER SCHOOL	Spotlight	95.17
MONTESSORI ELEMENTARY SCHOOL	Spotlight	92.68
J PAUL TAYLOR ACADEMY	Spotlight	90.97
ROOTS & WINGS COMMUNITY	Spotlight	90.50
SOUTHWEST PREPARATORY LEARNING CENTER	Spotlight	89.25
TAOS INTEGRATED SCHOOL OF ARTS	Spotlight	78.50
HORIZON ACADEMY WEST	Spotlight	76.64
21ST CENTURY PUBLIC ACADEMY	Traditional	69.16
LA ACADEMIA DOLORES HUERTA	Traditional	54.36
MISSION ACHIEVEMENT AND SUCCESS 2.0	TSI.SwD	51.87
ALBUQUERQUE BILINGUAL ACADEMY	TSI.SwD	50.78
SANDOVAL ACADEMY OF BILINGUAL EDUCATION	Traditional	47.51
ALBUQUERQUE COLLEGIATE CHARTER SCHOOL	Traditional	47.20
RAICES DEL SABER XINACHTLI COMMUNITY	Traditional	38.63
NORTH VALLEY ACADEMY	Traditional	38.16
SOLARE COLLEGIATE CHARTER SCHOOL	TSI.SwD.EL	28.04
TURQUOISE TRAIL CHARTER SCHOOL	Traditional	23.21
TAOS INTERNATIONAL SCHOOL	Traditional	21.50
LA TIERRA MONTESSORI SCHOOL	Traditional	11.37
SOUTH VALLEY PREP	TSI.EL	9.81
HOZHO ACADEMY	CSI Performance	1.71

State Charter High School	Designation	HS Percentile
ALBUQUERQUE INSTITUTE OF MATH & SCIENCE	Spotlight	100.00
ESTANCIA VALLEY CLASSICAL ACADEMY	Spotlight	99.15
THE ASK ACADEMY	Spotlight	98.30
NM SCHOOL FOR THE ARTS	Spotlight	89.36
ALDO LEOPOLD CHARTER	Spotlight	87.23
MEDIA ARTS COLLABORATIVE CHARTER	Spotlight	85.96
AMY BIEHL CHARTER HIGH SCHOOL	Spotlight	84.26
MISSION ACHIEVEMENT AND SUCCESS 1.0	Spotlight	82.13
ABQ SCHOOL OF EXCELLENCE	Spotlight	81.70
EXPLORE ACADEMY	Spotlight	81.28
THE MASTERS PROGRAM	Spotlight	80.00
SW AERONAUTICS MATHEMATICS & SCIENCE ACADEMY	Spotlight	79.57
TAOS ACADEMY	Spotlight	77.87
MIDDLE COLLEGE HIGH SCHOOL CHARTER	Spotlight	77.02
TIERRA ADENTRO	Traditional	73.62
ACES TECHNICAL HIGH SCHOOL	Traditional	68.94
SOUTHWEST SECONDARY LEARNING CENTER	CSI Graduation	65.53
PECOS CYBER ACADEMY	Traditional	65.11
MCCURDY CHARTER SCHOOL	Traditional	58.30
NEW MEXICO CONNECTIONS ACADEMY	CSI Graduation	55.74
TIERRA ENCANTADA CHARTER SCHOOL	Traditional	52.77
MONTE DEL SOL CHARTER	Traditional	51.49
WALATOWA CHARTER HIGH	Traditional	45.11
ALMA D'ARTE CHARTER	Traditional	39.57
EXPLORE ACADEMY LAS CRUCES	Traditional	38.30
SCHOOL OF DREAMS ACADEMY	CSI Graduation	36.60
DEAP	Traditional	30.21
THE GREAT ACADEMY	CSI Graduation	20.00
ABQ SIGN LANGUAGE ACADEMY	Traditional	19.57
VISTA GRANDE HIGH SCHOOL	CSI Graduation	10.64
LAS MONTANAS CHARTER	CSI Graduation	6.38
SIX DIRECTIONS INDIGENOUS SCHOOL	CSI Performance	4.68
CESAR CHAVEZ COMMUNITY SCHOOL	CSI Graduation	3.40
NEW AMERICA SCHOOL - LAS CRUCES	CSI Graduation	1.70

2021-22 Annual Reports

- Reading and math proficiency from NM-MSSA (3-8) and SAT (11)
- Science proficiency from NM-ASR (5, 8 and 11)
- No early literacy (Istation K-2) released
- District and statewide proficiencies not released
- Data masking

2021-22 Data Masking

Students	Percentages Given	Data Masking
N = 0		<p>Examples:</p> <p>In a group of 17 students, if the proficiency was 3% the chart would show $\leq 20\%$ and if it was 98% it would show $\geq 80\%$.</p> <p>In a group of 59 students, if the proficiency was 3% the chart would show $\leq 5\%$ and if it was 98% the chart would show $\geq 95\%$.</p>
N < 10	*****	
N = 10-20	20% to 80%	
N= 21-40	10% to 90%	
N = 41-100	5% to 95%	
N = 101-300	2% to 98%	
N > 300	1% to 100%	

Masked Data

Subgroup Proficiencies			
	Reading	Math	Science
All	61%	26%	72%
Asian	*****	*****	*****
Black			
Hispanic	43%	*****	59%
Native	*****	*****	
White	68%	33%	85%
SwD	*****		*****
EL			
FRL	56%	23%	77%