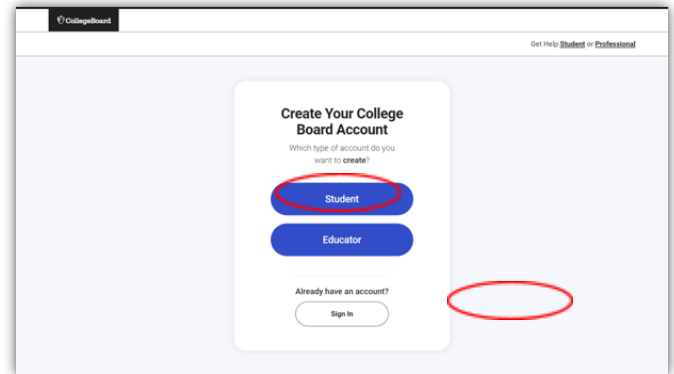
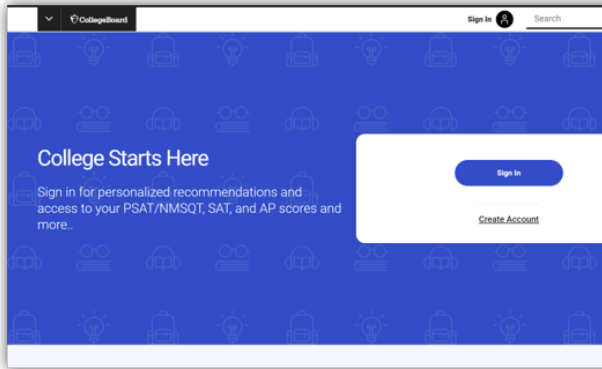




1. Choose "Create Account



2. Account Type: Student

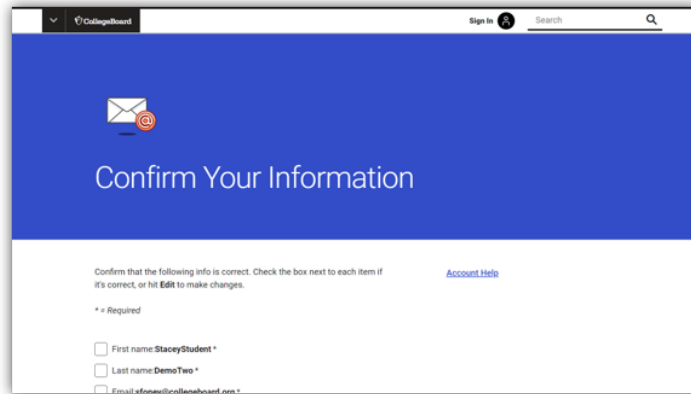
3. Enter General Information

- First name
- Last name
- Gender
- Date of birth
- Email address
- High school graduation month/year
- Name of high school
- Home address

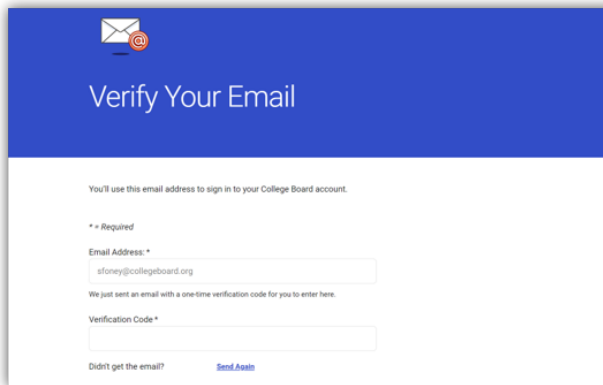
On this page, you can also

- Sign up to receive information from College Board.
- Provide parent information.

4. Confirm Your Information



5. Verify Your Email



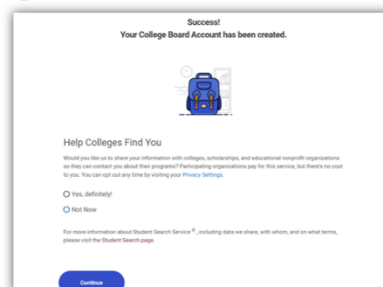
6. Create a Password

Password must include at least:

- 9 to 30 characters
- One uppercase character
- One lowercase character
- One number
- One special character

7. Opt-In to Student Search Service to connect with colleges and scholarships

Opt-In to Student Search Service™



Connect with colleges and scholarships. By checking "Yes":

- You'll hear from colleges and scholarship programs who are looking to connect with students like you!
- You'll get email and mail with information about degree programs, campus life, financial aid, and invitations to apply for scholarships.
- You can opt out at any time.

You're Done! –Connect to College Board!

