



STATE OF NEW MEXICO  
PUBLIC EDUCATION DEPARTMENT  
300 DON GASPAR  
SANTA FE, NEW MEXICO 87501-2786  
Telephone (505) 827-5800  
[www.ped.state.nm.us](http://www.ped.state.nm.us)

ARSENIO ROMERO, Ph.D.  
SECRETARY OF EDUCATION

MICHELLE LUJAN GRISHAM  
GOVERNOR

## Charter Schools Division 2021-22 Annual Report

**School Name:** Las Montañas Charter High School

**School Address:** 1405 S. Solano Drive Las Cruces, NM 88001

**Head Administrator:** Caz Martinez

**Governing Board Chair:** Laura Carrion

**Business Manager:** Pricilla Cabral

**Authorized Grade Levels:** 9-12

**Authorized Enrollment:** 325

**2021-22 End of Year Enrollment:** 150

**Contract Term:** 2020-2025

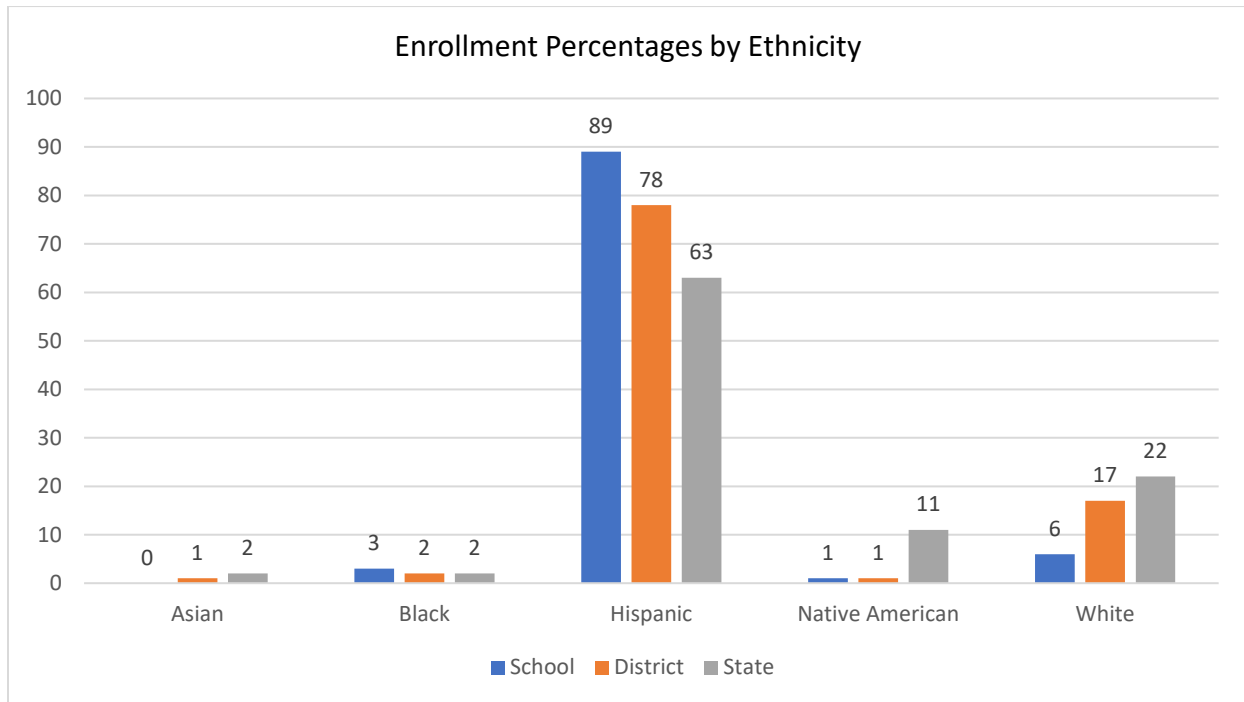
**Mission:** The mission of Las Montañas Charter High School is to develop the academic potential and personal character of each student by engaging and valuing the student, family, and community partnership. Students will work to prepare for and meet the challenges of a post-secondary or workforce environment for a globally diverse society.

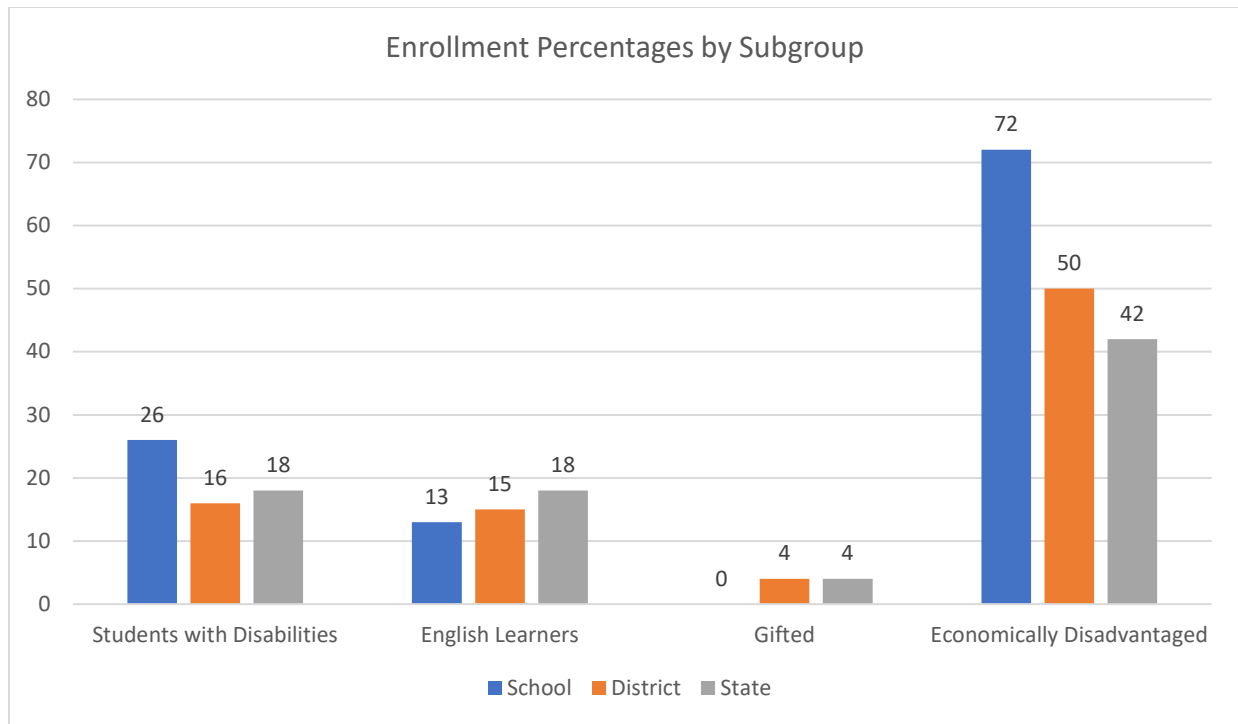
### About the School

Las Montañas Charter High School (LMCHS) is in Las Cruces, New Mexico and serves 150 in grades 9-12. The school's learning model is designed to give curriculum real-world context and to provide students with intentional support for post-secondary pathways and college/career/workforce transition.

Through close monitoring and individualized support by all staff, students learn accountability by goal setting and learning to overcome obstacles. The school works to create positive relationships between staff and other students. Teachers engage in professional learning communities (PLCs) and participate in teacher/student mentor time; these wraparound supports help to ensure that students feel connected at school. The school’s close-knit student community is a haven for students to feel ‘seen’ and often, to feel acknowledged in a school setting for the first time.

### Demographics as reported in STARS 2021-22 End of Year (EOY)





## Academic Performance

| Academic Performance Framework Indicators                              | 2021-22 Score<br>(100 points possible) |
|--|--|
| 1: State Accountability System: NMVISTAS Overall Score                 | 23                                     |
| 2: Subgroup Performance: high, middle, and low-performing quartiles    | Not calculated by PED for 2021-22      |
| 3: School-specific Goals: if two goals, average of points on each goal | 79                                     |
| <b>Overall Academic Score: average of Indicators 1 and 3</b>           | <b>51</b>                              |

### State Accountability System

The New Mexico State Accountability System gives every public school in the state an overall score. The top 25% of schools are designated Spotlight schools.

Schools were ranked by percentile within school type, with high schools being ranked separately from elementary and middle schools because of differences in how points are

calculated (e.g., graduation factoring into high school but not elementary school accountability).

Schools below the 75th percentile are designated either a Traditional Support School or are given one of several designations indicating a need for greater support:

- Targeted Support and Improvement (TSI): Public Schools (Title I and non-Title I) with one or more student groups that meet the state's definition of consistently underperforming
- Additional Targeted Support and Improvement (ATSI): Public Schools (Title I) with one or more student groups performing as poorly as the lowest performing 5 percent of Title I schools identified for CSI
- Comprehensive Support and Improvement (CSI) Student Group: Title I schools that were previously identified for additional targeted support and improvement and that did not meet the statewide criteria for exiting ATSI status within the number of years determined by the state
- CSI – Graduation Rate: All public high schools in the state (Title I) with a four-year graduation rate below 66.67% for at least two out of the past three years
- CSI – Low Performing: Schools scoring in the bottom 5% of all Title I schools
- More Rigorous Intervention (MRI): If a CSI School does not satisfy exit criteria within the identification cycle, they are identified as MRI.

**Las Montañas Charter High School** ranked above **6.4%** of high schools statewide. The school received a designation of **CSI Graduation Rate**.

### Proficiency

In prior years, Early Literacy (ELIT) data from the Istation assessment administered to grades K-2 was aggregated into an overall reading proficiency score. In 2021-22, Istation data are provided as a separate metric (ELIT). Only schools that serve grades K-2 will include ELIT data.

Because science is assessed only in grades 5, 8, and 11, schools that do not serve these grades have no science proficiency data.

Data are masked as follows in the charts shown below:

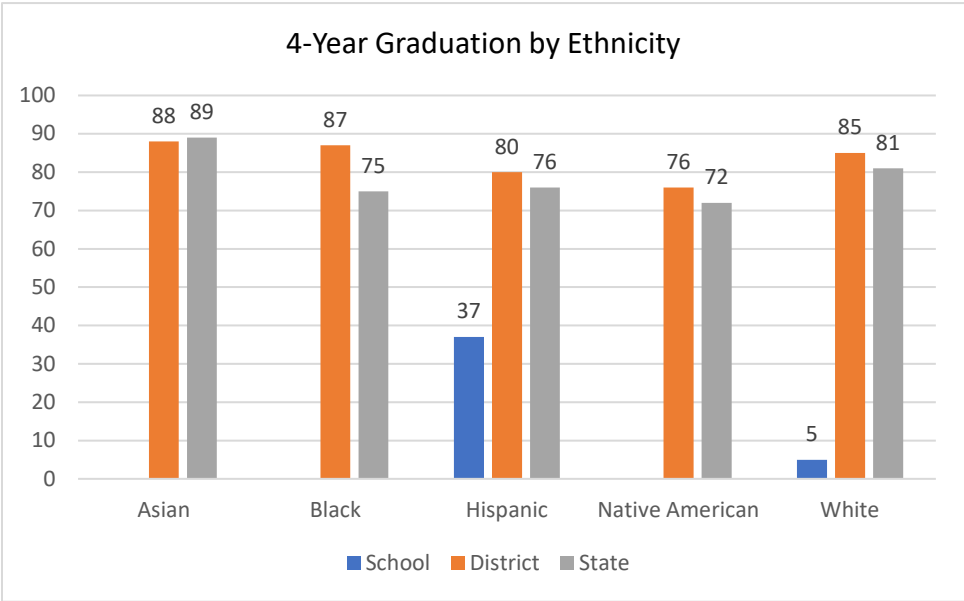
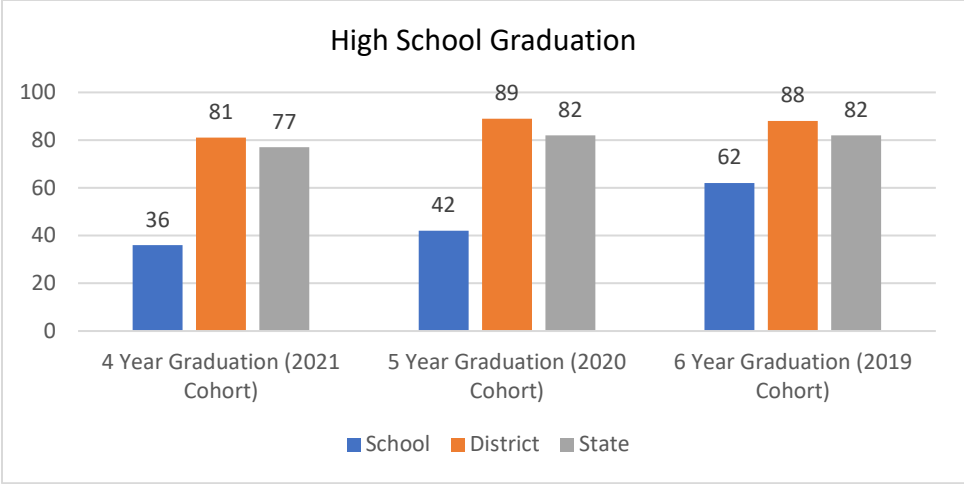
| Students    | Percentages Given | Data Masking  |
|-------------|-------------------|---|
| N = 0       |                   | Examples:<br>In a group of 17 students, if the proficiency was 3% the chart would show $\leq 20\%$ and if it was 98% it would show $\geq 80\%$ .<br>In a group of 59 students, if the proficiency was 3% the chart would show $\leq 5\%$ and if it was 98% the chart would show $\geq 95\%$ . |
| N < 10      | *****             |   |
| N = 10-20   | 20% to 80%        |   |
| N= 21-40    | 10% to 90%        |   |
| N = 41-100  | 5% to 95%         |   |
| N = 101-300 | 2% to 98%         |   |
| N > 300     | 1% to 100%        |   |

| Subgroup Proficiencies |         |      |         |
|------------------------|---------|------|---------|
|                        | Reading | Math | Science |
| All                    | *****   |      | *****   |
| Asian                  |         |      |         |
| Black                  |         |      |         |
| Hispanic               | *****   |      | *****   |
| Native                 |         |      |         |
| White                  |         |      |         |
| SwD                    |         |      | *****   |
| EL                     |         |      |         |
| FRL                    | *****   |      | *****   |

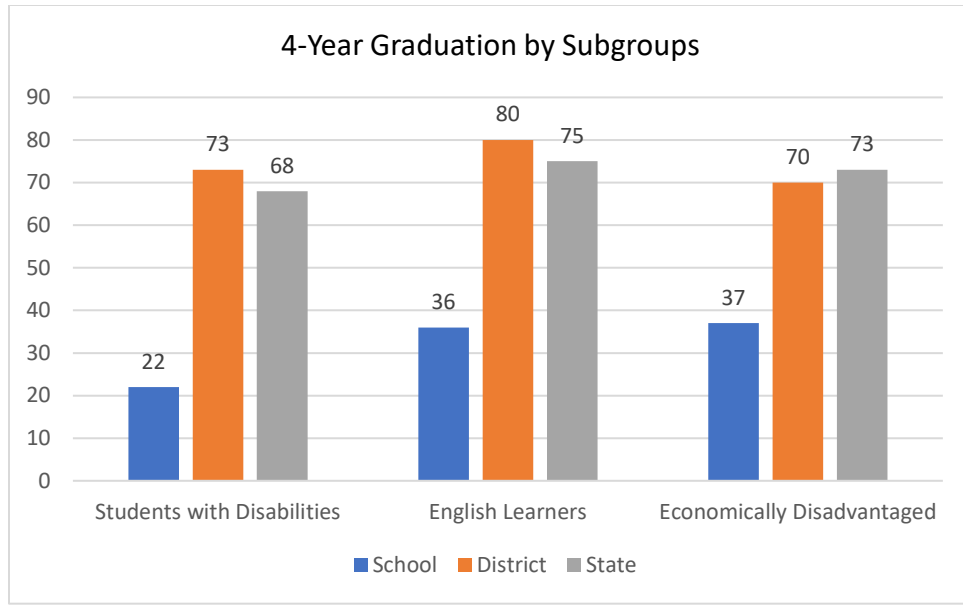
**English Learner Progress toward Proficiency: 10%**

**High School Graduation**

Data refer to prior year cohorts, with the most recent 4-year graduation data available for the 2021 graduation cohort, 5-year data for the 2020 cohort, and 6-year data for the 2019 cohort. The 4-year, 5-year, and 6-year graduation rates for these years are provided with comparative data for the state and district. The 4-year rate is then disaggregated by ethnicity and student group.



**Note:** The school-level percentage for the White category is  $\leq 5\%$  in order to mask data due to student population size.



**Mission-Specific Goals:**

**Goal 1:** All students not classified as “senior” by the 40<sup>th</sup>-day and full academic year will complete rigorous Student Learning Community (SLC) activities that focus on college and career readiness and social/emotional learning.

| Performance Level        | Target   | Points |
|--------------------------|--|--------|
| Exceeds Standard         | 85% or more of 9th -11th grade students who are enrolled on both the 40th and 120th day will achieve a minimum of 75 points on the SLC program rubric by the end of the school year.   | 100    |
| Meets Standard           | 75%-84% of 9th -11th grade students who are enrolled on both the 40th and 120th day will achieve a minimum of 75 points on the SLC program rubric by the end of the school year.       | 75     |
| Does Not Meet Standard   | 60%-74% of 9th -11th grade students who are enrolled on both the 40th and 120th day will achieve a minimum of 75 points on the SLC program rubric by the end of the school year.       | 25     |
| Falls Far Below Standard | Less than 60% of 9th -11th grade students who are enrolled on both the 40th and 120th day will achieve a minimum of 75 points on the SLC program rubric by the end of the school year. | 0      |

**Rating:** Does Not Meet Standard (74%)

**Goal 2:** Las Montañas Charter High School Full Academic Year Seniors, registered and classified at the 40-day count as H4+ seniors, will participate in a rigorous senior SLC program designed to assist them with completing graduation program requirements, progress monitoring, college

and career readiness activities, and general mentorship. The senior SLC program will be measured by a 100-point rubric.

| Performance Level        | Target   | Points |
|--------------------------|--|--------|
| Exceeds Standard         | 85% or more of seniors who are enrolled on both the 40th and 120th day of their senior year will achieve a minimum of 85 points on the senior advisory program rubric by the end of the school year.   | 100    |
| Meets Standard           | 75%-84% of seniors who are enrolled on both the 40th and 120th day of their senior year will achieve a minimum of 85 points on the senior advisory program rubric by the end of the school year.       | 75     |
| Does Not Meet Standard   | 60-74% of seniors who are enrolled on both the 40th and 120th day of their senior year will achieve a minimum of 85 points on the senior advisory program rubric by the end of the school year.        | 25     |
| Falls Far Below Standard | Less than 60% of seniors who are enrolled on both the 40th and 120th day of their senior year will achieve a minimum of 85 points on the senior advisory program rubric by the end of the school year. | 0      |

**Rating:** Meets Standard (83%)

## Organizational and Financial Performance Framework

**2021-22 Overall Rating: Meets Standard**

Pursuant to the [PEC Performance Framework and Accountability System \(2019\)](#), schools receive ratings of **Meets Standard**, **Working to Meet Standard**, or **Does Not Meet Standard** for individual indicators in the framework. Explanations for any rating other than Meets Standard are provided below.

The school also receives an overall rating of either **Meets Standard** or **Does Not Meet Standard** for the year. If a school receives a **Does Not Meet Standard** rating for three or more indicators, it will receive an overall rating of **Does Not Meet Standard**.



| Las Montañas Charter High School                | 2020-21                  | 2021-22                  |
|---|--------------------------|--------------------------|
| <b>Organizational and Financial Performance</b> |                          |                          |
| 1a Mission and Educational Program              | Meets Standard           | Meets Standard           |
| 1b State Assessment Requirements                | Not Reviewed             | Does Not Meet Standard   |
| 1c Rights of Students with Disabilities         | Meets Standard           | Meets Standard           |
| 1d Rights of English Learners                   | Working to Meet Standard | Meets Standard           |
| 1e Meeting Program Requirements                 | Assurances               | Meets Standard           |
| 1f NM DASH Plan                                 | N/A                      | Meets Standard           |
| 2a Financial Reporting and Compliance           | Working to Meet Standard | Meets Standard           |
| 2b Accounting Principles                        | Does Not Meet Standard   | Does Not Meet Standard   |
| 2c Responsive to Audit Findings                 | Meets Standard           | Working to Meet Standard |
| 2d Managing Grant Funds                         | Meets Standard           | Working to Meet Standard |
| 2e Staffing for Fiscal Management               | Meets Standard           | Meets Standard           |
| 2f Internal Controls                            | Working to Meet Standard | Meets Standard           |
| 3a Governance Requirements                      | Meets Standard           | Meets Standard           |
| 3b Nepotism, Conflict of Interest               | Assurances               | Meets Standard           |
| 3c Reporting Requirements                       | Assurances               | Meets Standard           |
| 4a Rights of All Students                       | Assurances               | Meets Standard           |
| 4b Attendance and Retention                     | Working to Meet Standard | Meets Standard           |
| 4c Staff Credentialing                          | Working to Meet Standard | Meets Standard           |
| 4d Employee Rights                              | Assurances               | Meets Standard           |
| 4e Background Checks, Ethics                    | Assurances               | Working to Meet Standard |
| 5a Facilities                                   | Assurances               | Meets Standard           |
| 5b Transportation                               | Assurances               | N/A                      |
| 5c Health and Safety                            | Assurances               | Meets Standard           |
| 5d Handling Information                         | Assurances               | Meets Standard           |

### Explanation of 2021-22 Indicator Ratings

- 1.b. ELA participation 23%, math 23%, science 26%, ACCESS 34%. Target is 95% for all assessments.
- 2.b. Disclaimed audit and Material Weakness finding FY21.
- 2.c. One repeat audit finding in FY21.
- 2.d. Family Index Funds not expended.
- 4.e. No background check for one new employee.