



STATE OF NEW MEXICO
PUBLIC EDUCATION DEPARTMENT
300 DON GASPAR
SANTA FE, NEW MEXICO 87501-2786
Telephone (505) 827-5800
www.ped.state.nm.us

ARSENIO ROMERO, Ph.D.
SECRETARY OF EDUCATION

MICHELLE LUJAN GRISHAM
GOVERNOR

Charter Schools Division 2021-22 Annual Report

School Name: Monte del Sol Charter School

School Address: 4157 Walking Rain Road Santa Fe, NM 87507

Head Administrator: Dr. Zoe Nelsen

Governing Board Chair: Robert Jenkins Jr.

Business Manager: Elizabeth Franco

Authorized Grade Levels: 7-12

Authorized Enrollment: 360

2021-22 End of Year Enrollment: 356

Contract Term: 2020-2025

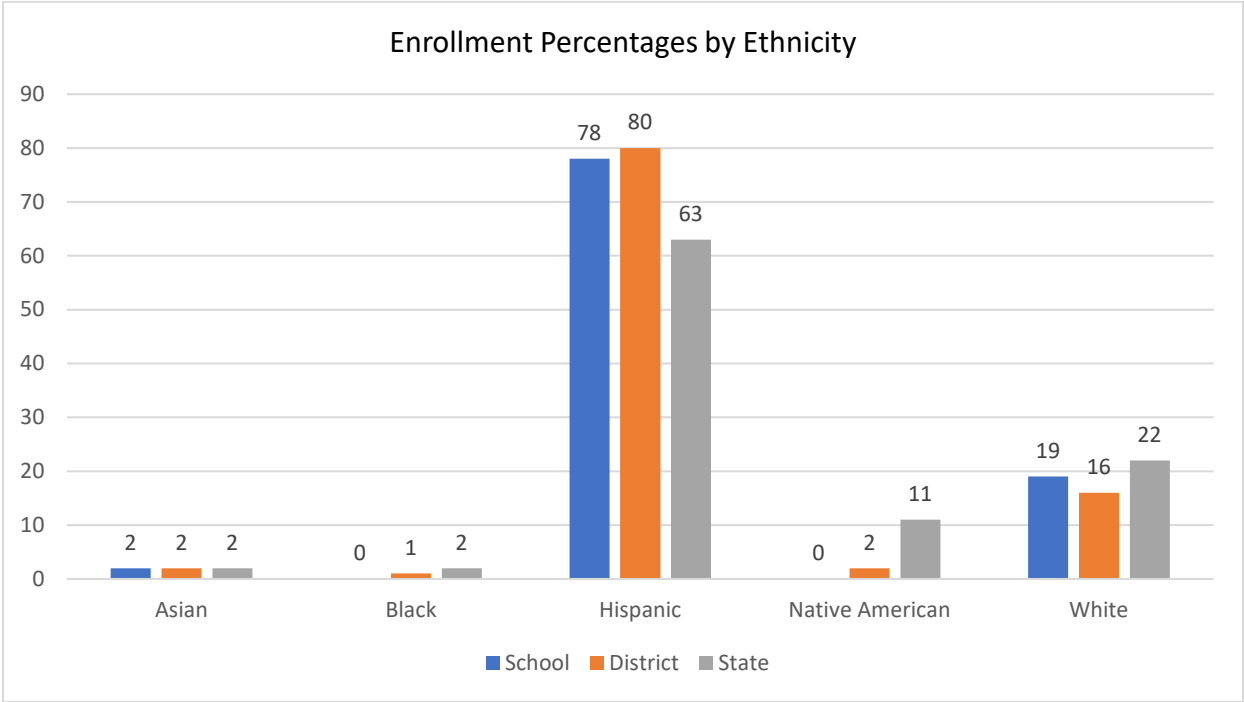
Mission: Monte del Sol Charter School educates and inspires Santa Fe's diverse population in grades 7 through 12, by building strong relationships and creatively engaging the local and global community.

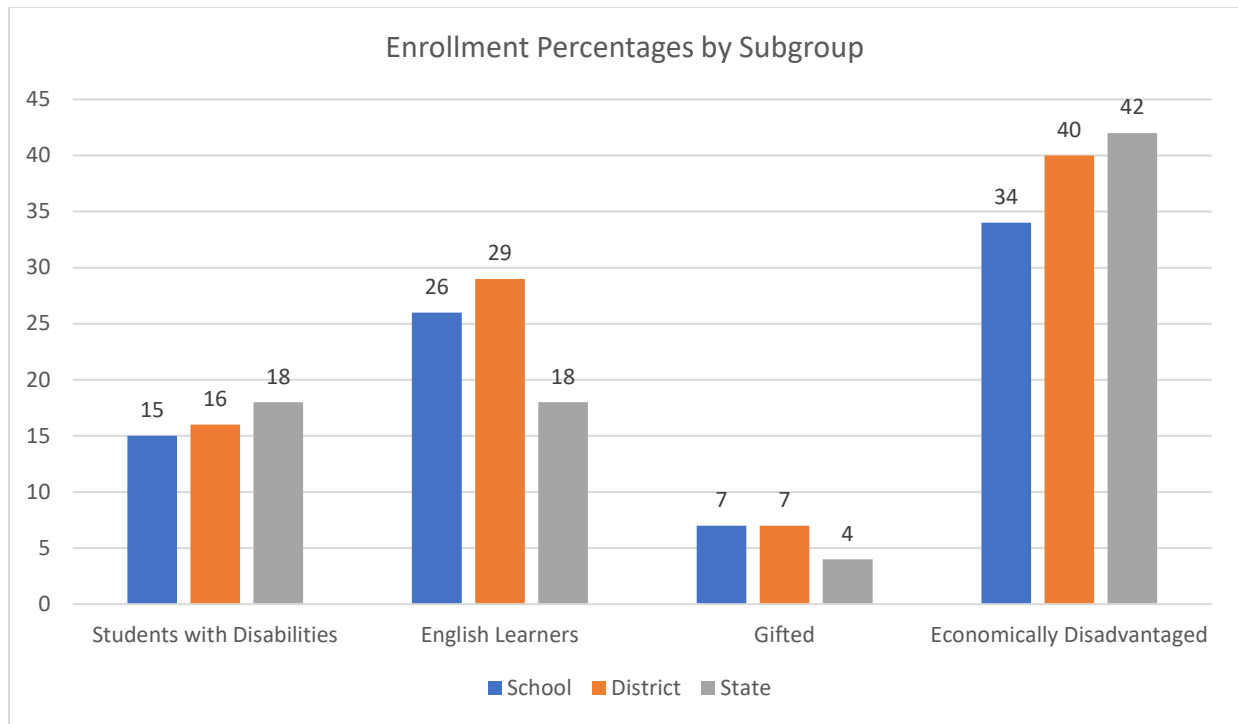
About the School

Monte del Sol has been authorized by the PEC since 2000 serving grades 7 to 12. The school's mission to engage and build relationships focuses on four pillars - community, environmental sustainability, global literacy and arts integration. The global pandemic greatly limited the school's established community activities, international trips, student exchanges and special events. Once allowed back to school, the greenhouse provided students with the opportunity to focus on environmental sustainability.

The school has adopted a SEL curriculum and continues to ensure that students have more opportunities for individual support. They added three counselors onsite during the 2021-22 school year to help students transition back to the classroom environment.

Demographics as reported in STARS 2021-22 End of Year (EOY)





Academic Performance

Academic Performance Framework Indicators	2021-22 Score (100 points possible)
1: State Accountability System: NMVISTAS Overall Score	46
2: Subgroup Performance: high, middle, and low-performing quartiles	Not calculated by PED for 2021-22
3: School-specific Goals: if two goals, average of points on each goal	84
Overall Academic Score: average of Indicators 1 and 3	65

State Accountability System

The New Mexico State Accountability System gives every public school in the state an overall score. The top 25% of schools are designated Spotlight schools.

Schools were ranked by percentile within school type, with high schools being ranked separately from elementary and middle schools because of differences in how points are calculated (e.g., graduation factoring into high school but not elementary school accountability).

Schools below the 75th percentile are designated either a Traditional Support School or are given one of several designations indicating a need for greater support:

- Targeted Support and Improvement (TSI): Public Schools (Title I and non-Title I) with one or more student groups that meet the state's definition of consistently underperforming
- Additional Targeted Support and Improvement (ATSI): Public Schools (Title I) with one or more student groups performing as poorly as the lowest performing 5 percent of Title I schools identified for CSI
- Comprehensive Support and Improvement (CSI) Student Group: Title I schools that were previously identified for additional targeted support and improvement and that did not meet the statewide criteria for exiting ATSI status within the number of years determined by the state
- CSI – Graduation Rate: All public high schools in the state (Title I) with a four-year graduation rate below 66.67% for at least two out of the past three years
- CSI – Low Performing: Schools scoring in the bottom 5% of all Title I schools
- More Rigorous Intervention (MRI): If a CSI School does not satisfy exit criteria within the identification cycle, they are identified as MRI.

Monte del Sol Charter School ranked above **51.5%** of elementary and middle schools statewide. The school received a designation of **Traditional Support School**.

Proficiency

In prior years, Early Literacy (ELIT) data from the Istation assessment administered to grades K-2 was aggregated into an overall reading proficiency score. In 2021-22, Istation data are provided as a separate metric (ELIT). Only schools that serve grades K-2 will include ELIT data.

Because science is assessed only in grades 5, 8, and 11, schools that do not serve these grades have no science proficiency data.

Data are masked as follows in the charts shown below:

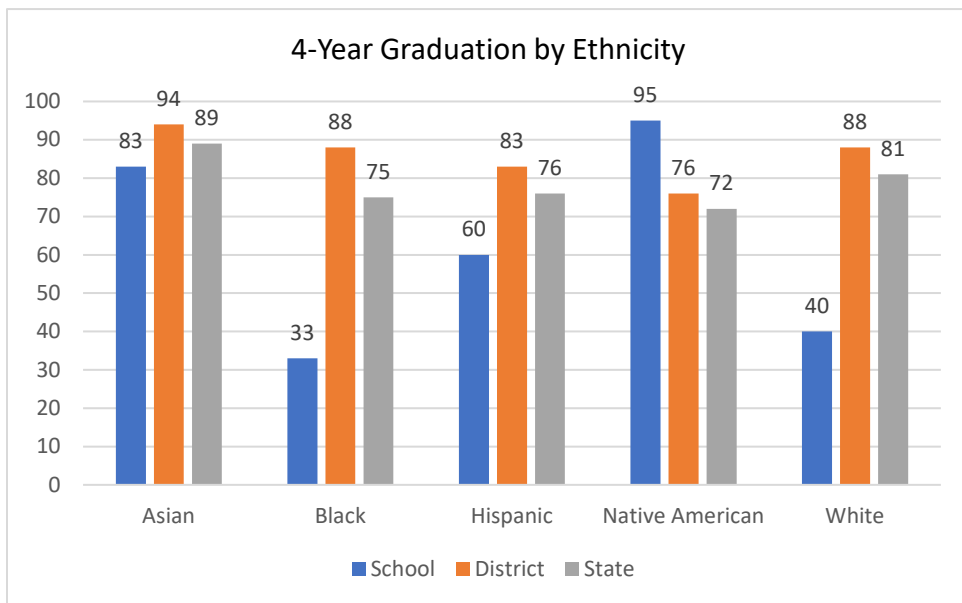
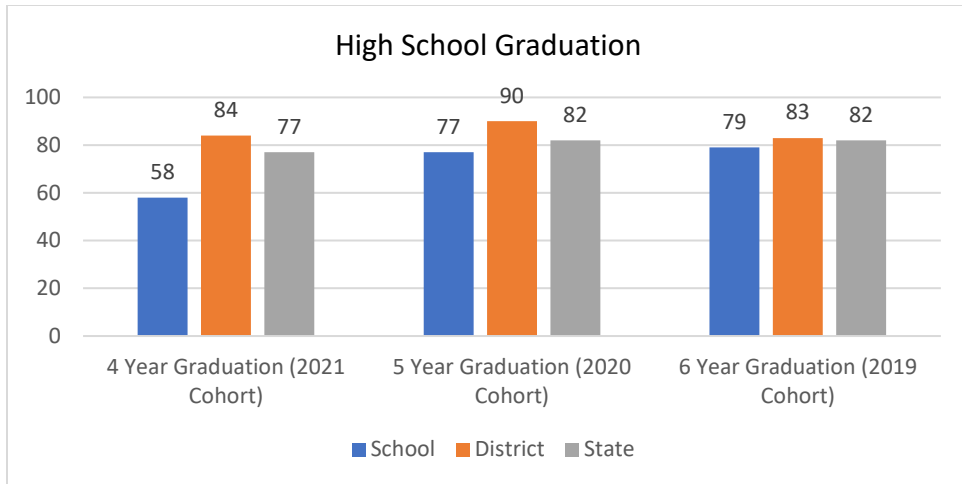
Students	Percentages Given	Data Masking
N = 0		Examples: In a group of 17 students, if the proficiency was 3% the chart would show ≤ 20% and if it was 98% it would show ≥ 80%. In a group of 59 students, if the proficiency was 3% the chart would show ≤ 5% and if it was 98% the chart would show ≥ 95%.
N < 10	*****	
N = 10-20	20% to 80%	
N= 21-40	10% to 90%	
N = 41-100	5% to 95%	
N = 101-300	2% to 98%	

Subgroup Proficiencies			
	Reading	Math	Science
All	32%	19%	26%
Asian	*****		*****
Black	*****		*****
Hispanic	24%	18%	23%
Native			
White	53%	25%	*****
SwD	*****	*****	*****
EL	*****	*****	*****
FRL	23%	≤ 20%	≤ 20%

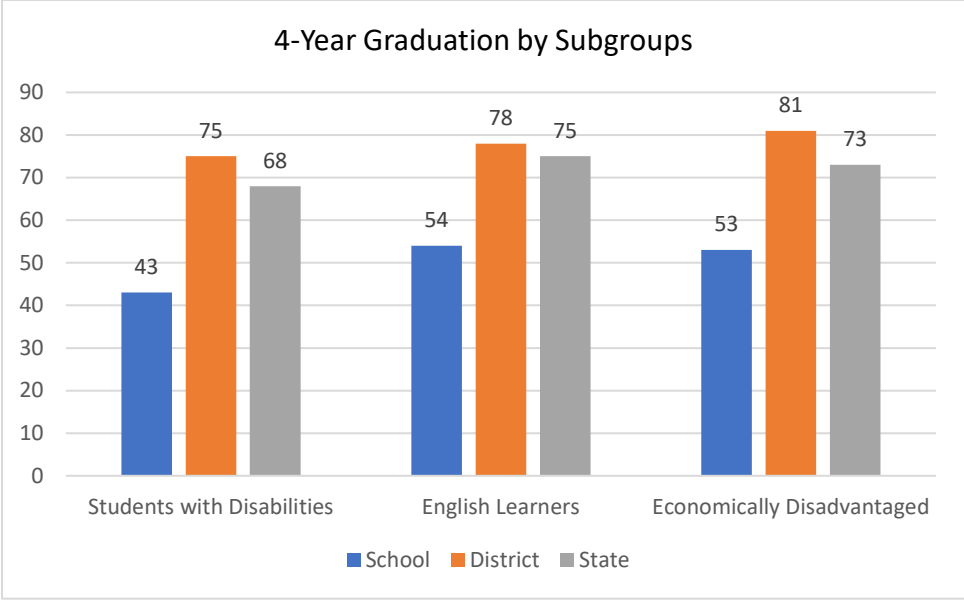
English Learner Progress toward Proficiency: 4%

High School Graduation

Data refer to prior year cohorts, with the most recent 4-year graduation data available for the 2021 graduation cohort, 5-year data for the 2020 cohort, and 6-year data for the 2019 cohort. The 4-year, 5-year, and 6-year graduation rates for these years are provided with comparative data for the state and district. The 4-year rate is then disaggregated by ethnicity and student group.



Note: The school-level percentage for the Native American category is $\geq 95\%$ in order to mask data due to student population size.



Mission-Specific Goal

60-74% of Monte del Sol students in grades 7-8, enrolled on both the 40th and 120th day, will successfully complete a mission portfolio with a passing grade, based on the portfolio rubric, and 75-84% of Monte del Sol students in grades 9-12, enrolled on both the 40th and 120th day, will successfully complete a mission portfolio, formal presentation, and reflection with a passing grade, based on the portfolio rubric, with at least 10% of students achieving a 'Pass with Distinction'.

Performance Level	Target	Points
Exceeds Standard	75% or more of Monte del Sol students in grades 7-8, enrolled on both the 40th and 120th day, will successfully complete a mission portfolio with a passing grade, based on the portfolio rubric, and 85% or more of Monte del Sol students in grades 9-12, enrolled on both the 40th and 120th day, will successfully complete a mission portfolio, formal presentation, and reflection with a passing grade, based on the portfolio rubric, with at least 10% of students achieving a 'Pass with Distinction'.	100
Meets Standard	60-74% of Monte del Sol students in grades 7-8, enrolled on both the 40th and 120th day, will successfully complete a mission portfolio with a passing grade, based on the portfolio rubric, and 75-84% of Monte del Sol students in grades 9-12, enrolled on both the 40th and 120th day, will successfully complete a mission portfolio, formal presentation, and reflection with a passing grade, based on the portfolio rubric, with at least 10% of students achieving a 'Pass with Distinction'.	75
Does Not Meet Standard	50-59% of Monte del Sol students in grades 7-8, enrolled on both the 40th and 120th day, will successfully complete a mission portfolio with a passing grade, based on the portfolio rubric, and 60-74% of Monte del Sol students in grades 9-12, enrolled on both the 40th and 120th day, will successfully complete a mission portfolio, formal presentation, and reflection with a passing grade, based on the portfolio rubric, with at least 10% of students achieving a 'Pass with Distinction'.	25
Falls Far Below Standard	Less than 50% of Monte del Sol students in grades 7-8, enrolled on both the 40th and 120th day, will successfully complete a mission portfolio with a passing grade, based on the portfolio rubric, and Less than 60% of Monte del Sol students in grades 9-12, enrolled on both the 40th and 120th day, will successfully complete a mission portfolio, formal presentation, and reflection with a passing grade, based on the portfolio rubric, with at least 10% of students achieving a 'Pass with Distinction'.	0

Rating: Exceeds Standard (84%)

Organizational and Financial Performance Framework

2021-22 Overall Rating: Does Not Meet Standard

Pursuant to the [PEC Performance Framework and Accountability System \(2019\)](#), schools receive ratings of **Meets Standard**, **Working to Meet Standard**, or **Does Not Meet Standard** for individual indicators in the framework. Explanations for any rating other than Meets Standard are provided below.

The school also receives an overall rating of either **Meets Standard** or **Does Not Meet Standard** for the year. If a school receives a **Does Not Meet Standard** rating for three or more indicators, it will receive an overall rating of **Does Not Meet Standard**.

Monte del Sol Charter School	2020-21	2021-22
Organizational and Financial Performance		
1a Mission and Educational Program	Meets Standard	Meets Standard
1b State Assessment Requirements	Not Reviewed	Meets Standard
1c Rights of Students with Disabilities	Meets Standard	Meets Standard
1d Rights of English Learners	Working to Meet Standard	Meets Standard
1e Meeting Program Requirements	Assurances	Meets Standard
1f NM DASH Plan	N/A	Meets Standard
2a Financial Reporting and Compliance	Working to Meet Standard	Meets Standard
2b Accounting Principles	Does Not Meet Standard	Does Not Meet Standard
2c Responsive to Audit Findings	Does Not Meet Standard	Does Not Meet Standard
2d Managing Grant Funds	Meets Standard	Working to Meet Standard
2e Staffing for Fiscal Management	Meets Standard	Meets Standard
2f Internal Controls	Meets Standard	Does Not Meet Standard
3a Governance Requirements	Working to Meet Standard	Meets Standard
3b Nepotism, Conflict of Interest	Assurances	Meets Standard
3c Reporting Requirements	Assurances	Does Not Meet Standard
4a Rights of All Students	Assurances	Working to Meet Standard
4b Attendance and Retention	Meets Standard	Meets Standard
4c Staff Credentialing	Working to Meet Standard	Meets Standard
4d Employee Rights	Assurances	Meets Standard
4e Background Checks, Ethics	Assurances	Meets Standard
5a Facilities	Assurances	Meets Standard
5b Transportation	Assurances	Meets Standard
5c Health and Safety	Assurances	Meets Standard
5d Handling Information	Assurances	Meets Standard

Explanation of 2021-22 Indicator Ratings

2.b. Material Weakness audit finding for school and another Material Weakness finding for the foundation for FY21.

2.c. Four repeat audit findings for FY21.

2.d. NM Grown funds not expended.

2.f. Late fees paid.

3.c. Three untimely submissions of amendment requests.

4.a. Federally required infraction data not reported.