



STATE OF NEW MEXICO
PUBLIC EDUCATION DEPARTMENT
300 DON GASPAR
SANTA FE, NEW MEXICO 87501-2786
Telephone (505) 827-5800
www.ped.state.nm.us

ARSENIO ROMERO, Ph.D.
SECRETARY OF EDUCATION

MICHELLE LUJAN GRISHAM
GOVERNOR

Charter Schools Division 2021-22 Annual Report

School Name: New Mexico School for the Arts

School Address: 500 Montezuma Avenue Santa Fe, NM 87501

Head Administrator: Eric Crites

Governing Board Chair: Bill Beacham

Business Manager: Elizabeth Romero

Authorized Grade Levels: 9-12

Authorized Enrollment: 500

2021-22 End of Year Enrollment: 302

Contract Term: 2019-2024

Mission: NMSA provides access to a rigorous mastery arts and academic high school education for youth with passion and aptitude in the arts, leading to post-secondary learning, careers in the arts, and lives that contribute to society.

About the School

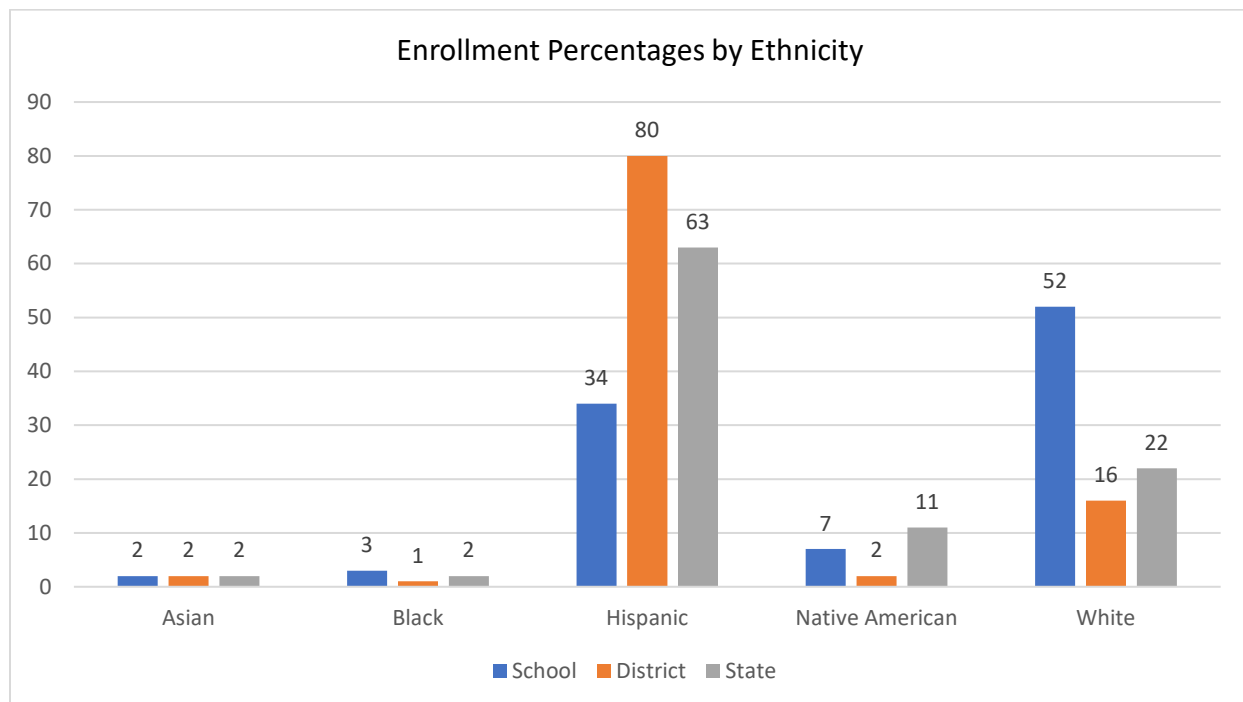
New Mexico School for the Arts (NMSA) is a statewide residential charter school serving grades 9-12, with a total enrollment of 302, offering intensive pre-professional instruction in creative writing and the performing and visual arts combined with a strong academic program that leads to a New Mexico diploma of excellence. The school is in Santa Fe; however, must serve and house (if necessary) students from around the state. Accordingly, the school has special requirements that it must meet yearly to remain in existence (6.80.4.17 NM Administrative Code). The school has a relationship with the non-profit organization, New Mexico School for

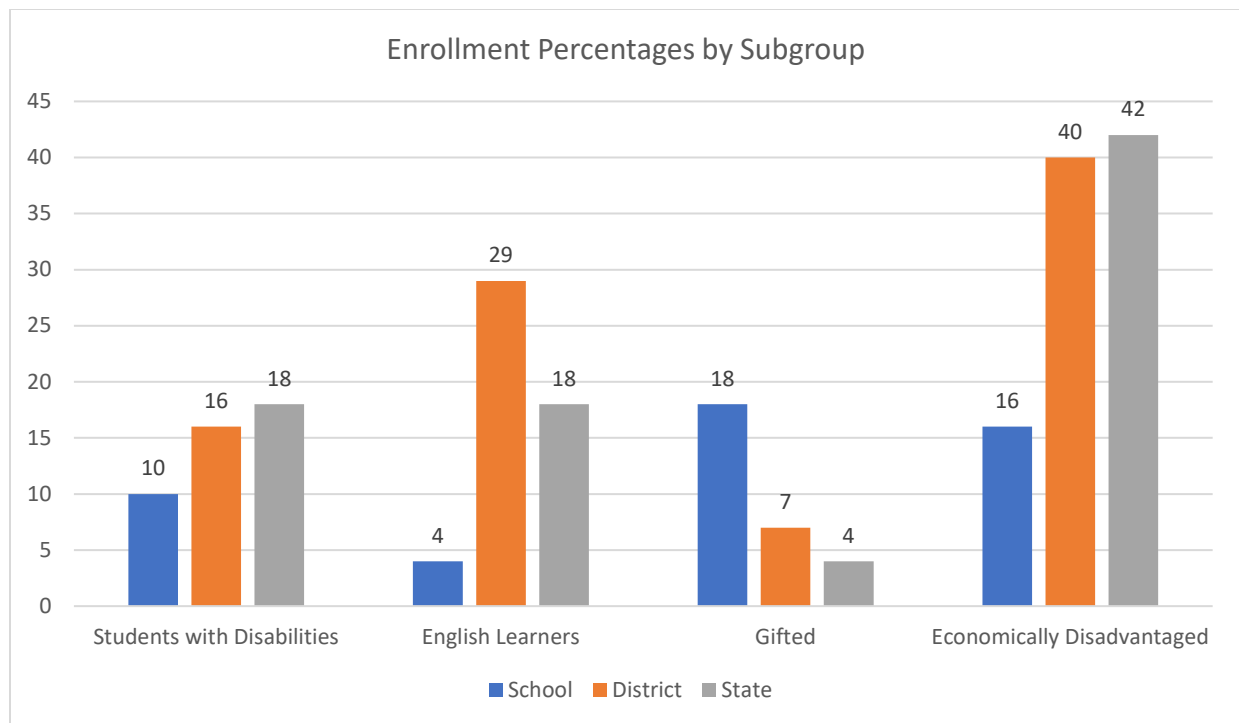
the Arts—Art Institute of which the primary purpose is to provide financial support to the school or leases the facility for the charter school.

NMSA offers students a rigorous mastery of the arts curriculum as well as an academic high school education. Admissions criteria are based on a student’s passion, promise, and aptitude in the arts and it is the intent of the school to admit an equal number of students from each of the state’s congressional districts. The school conducts outreach activities to acquaint all New Mexico students with the program. When necessary, room and board is provided for students who are not based in Santa Fe or the immediate surrounding areas. NMSA finds its own funding for outreach and for students’ room and board if they are unable to pay.

The school intends that graduates will pursue post-secondary learning or a career in the arts and will contribute to society after completing the academic graduation requirements as well as the requirements of either of the five art disciplines offered: Creative Writing and Literature, Dance, Music, Theater, and Visual Arts. Students complete their academic day and then engage in intensive pre-professional instruction in the discipline of their choice. The school implements a Guest Artist program to augment students’ technical skills, to offer real-life examples of how artists work in society, and to show students all that can be achieved in the pursuit of art.

Demographics as reported in STARS 2021-22 End of Year (EOY)





Academic Performance

Academic Performance Framework Indicators	2021-22 Score (100 points possible)
1: State Accountability System: NMVISTAS Overall Score	67
2: Subgroup Performance: high, middle, and low-performing quartiles	Not calculated by PED for 2021-22
3: School-specific Goals: if two goals, average of points on each goal	98
Overall Academic Score: average of Indicators 1 and 3	83

State Accountability System

The New Mexico State Accountability System gives every public school in the state an overall score. The top 25% of schools are designated Spotlight schools.

Schools were ranked by percentile within school type, with high schools being ranked separately from elementary and middle schools because of differences in how points are

calculated (e.g., graduation factoring into high school but not elementary school accountability).

Schools below the 75th percentile are designated either a Traditional Support School or are given one of several designations indicating a need for greater support:

- Targeted Support and Improvement (TSI): Public Schools (Title I and non-Title I) with one or more student groups that meet the state's definition of consistently underperforming
- Additional Targeted Support and Improvement (ATSI): Public Schools (Title I) with one or more student groups performing as poorly as the lowest performing 5 percent of Title I schools identified for CSI
- Comprehensive Support and Improvement (CSI) Student Group: Title I schools that were previously identified for additional targeted support and improvement and that did not meet the statewide criteria for exiting ATSI status within the number of years determined by the state
- CSI – Graduation Rate: All public high schools in the state (Title I) with a four-year graduation rate below 66.67% for at least two out of the past three years
- CSI – Low Performing: Schools scoring in the bottom 5% of all Title I schools
- More Rigorous Intervention (MRI): If a CSI School does not satisfy exit criteria within the identification cycle, they are identified as MRI.

New Mexico School for the Arts ranked above **89.4%** of high schools statewide. The school received a designation of **Spotlight school**.

Proficiency

In prior years, Early Literacy (ELIT) data from the Istation assessment administered to grades K-2 was aggregated into an overall reading proficiency score. In 2021-22, Istation data are provided as a separate metric (ELIT). Only schools that serve grades K-2 will include ELIT data.

Because science is assessed only in grades 5, 8, and 11, schools that do not serve these grades have no science proficiency data.

Data are masked as follows in the charts shown below:

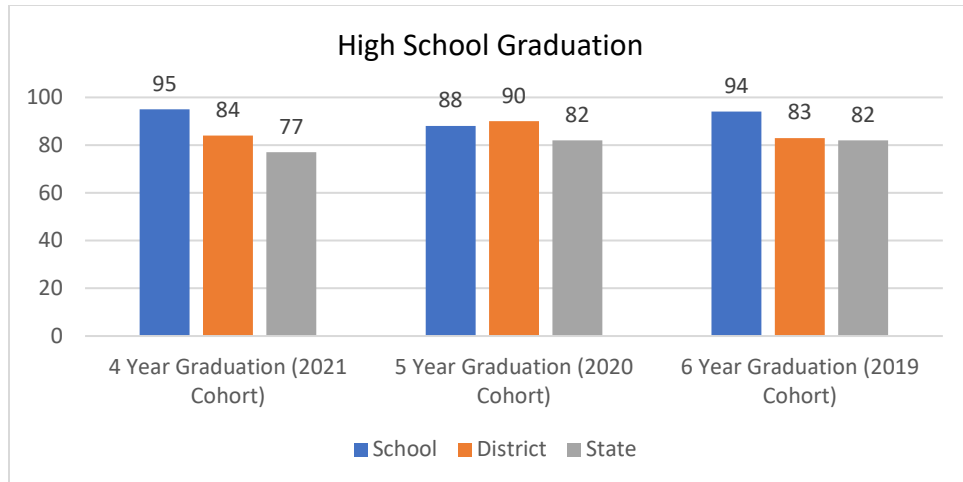
Students	Percentages Given	Data Masking
N = 0		<p>Examples:</p> <p>In a group of 17 students, if the proficiency was 3% the chart would show $\leq 20\%$ and if it was 98% it would show $\geq 80\%$.</p> <p>In a group of 59 students, if the proficiency was 3% the chart would show $\leq 5\%$ and if it was 98% the chart would show $\geq 95\%$.</p>
N < 10	*****	
N = 10-20	20% to 80%	
N= 21-40	10% to 90%	
N = 41-100	5% to 95%	
N = 101-300	2% to 98%	
N > 300	1% to 100%	

Subgroup Proficiencies			
	Reading	Math	Science
All	73%	24%	77%
Asian	*****	*****	*****
Black			*****
Hispanic	71%	*****	79%
Native	*****	*****	*****
White	87%	37%	79%
SwD	*****	*****	*****
EL			*****
FRL	60%	*****	81%

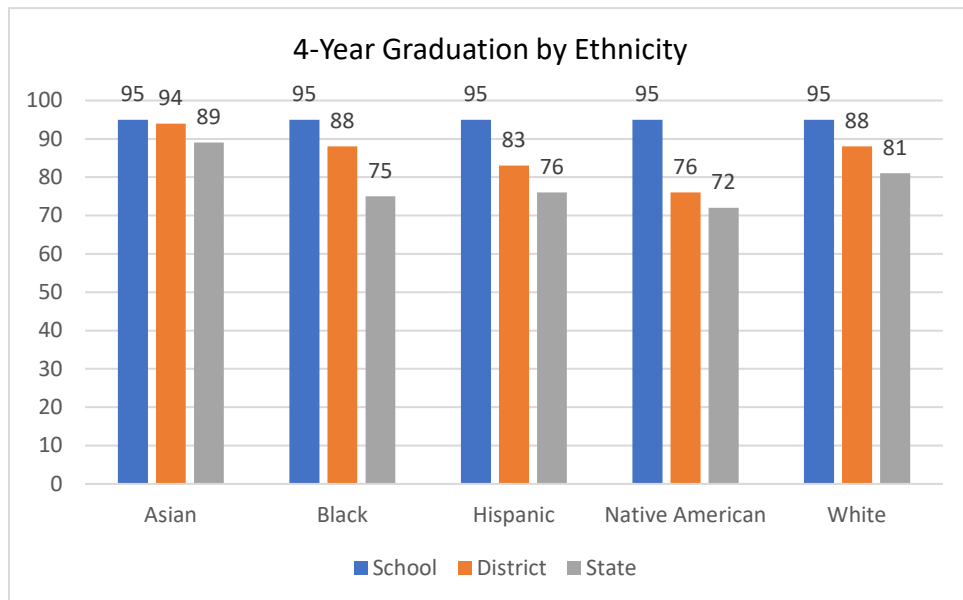
English Learner Progress toward Proficiency: 0%

High School Graduation

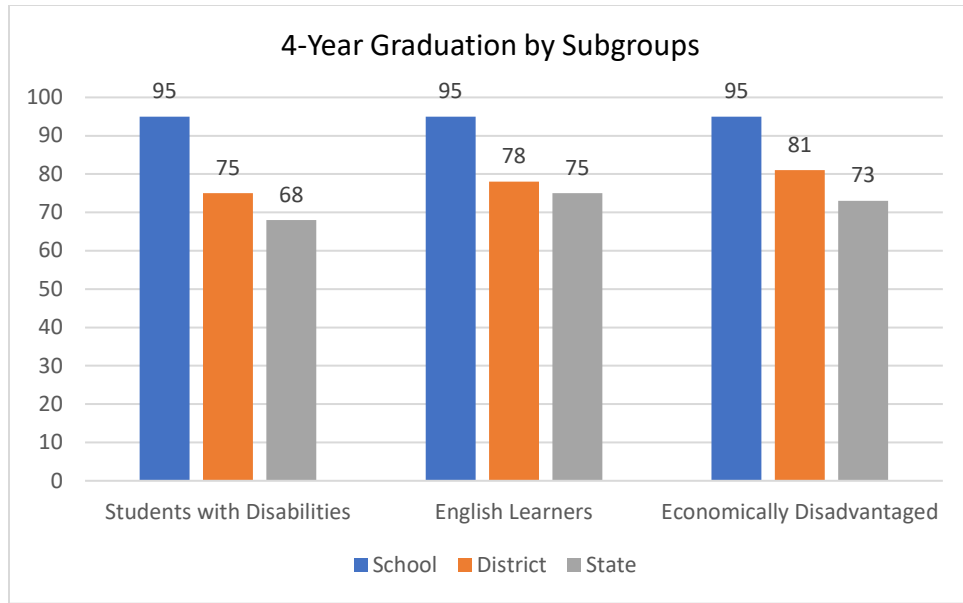
Data refer to prior year cohorts, with the most recent 4-year graduation data available for the 2021 graduation cohort, 5-year data for the 2020 cohort, and 6-year data for the 2019 cohort. The 4-year, 5-year, and 6-year graduation rates for these years are provided with comparative data for the state and district. The 4-year rate is then disaggregated by ethnicity and student group.



Note: The school-level percentage for the 4 Year Graduation (2021 Cohort) is $\geq 95\%$ in order to mask data due to student population size.



Note: The school-level percentages for the Asian, Black, Hispanic, Native American, and White categories are $\geq 95\%$ in order to mask data due to student population size.



Note: The school-level percentages for the Students with Disabilities, English Learners, and Economically Disadvantaged categories are $\geq 95\%$ in order to mask data due to student population size.

Mission-Specific Goal: All 12th grade students who have attended New Mexico School for the Arts [NMSA] for six or more consecutive semesters will demonstrate proficiency as measured by individual arts department rubrics for a creative, collaborative department project that illustrates competency in their arts discipline, personal expression through their art form, and the ability to produce and carry out a comprehensive project.

Performance Level	Target	Points
Exceeds Standard	80% or more of those students who have attended NMSA for six or more consecutive semesters will demonstrate proficiency in the students' art form with a passing grade of B (80%) or better.	100
Meets Standard	80% or more of those students who have attended NMSA for six or more consecutive semesters will demonstrate proficiency in the students' art form with a passing grade of C (70%) or better.	75
Does Not Meet Standard	70% to 79% of those students who have attended NMSA for six or more consecutive semesters will demonstrate proficiency in the students' art form with a passing grade of C (70%) or better.	25
Falls Far Below Standard	Less than 70% of those students who have attended NMSA for six or more consecutive semesters will demonstrate proficiency in the students' art form with a passing grade of C (70%) or better.	0

Rating: Exceeds Standard (98%)

Organizational and Financial Performance Framework

2021-22 Overall Rating: Meets Standard

Pursuant to the [PEC Performance Framework and Accountability System \(2019\)](#), schools receive ratings of **Meets Standard**, **Working to Meet Standard**, or **Does Not Meet Standard** for individual indicators in the framework. Explanations for any rating other than Meets Standard are provided below.

The school also receives an overall rating of either **Meets Standard** or **Does Not Meet Standard** for the year. If a school receives a **Does Not Meet Standard** rating for three or more indicators, it will receive an overall rating of **Does Not Meet Standard**.

New Mexico School for the Arts	2019-20	2020-21	2021-22
Organizational and Financial Performance			
1a Mission and Educational Program	Meets Standard	Meets Standard	Meets Standard
1b State Assessment Requirements	Not Reviewed	Not Reviewed	Working to Meet Standard
1c Rights of Students with Disabilities	Not Reviewed	Working to Meet Standard	Meets Standard
1d Rights of English Learners	Working to Meet Standard	Meets Standard	Meets Standard
1e Meeting Program Requirements	Meets Standard	N/A	Meets Standard
1f NM DASH Plan	N/A	N/A	N/A
2a Financial Reporting and Compliance	Meets Standard	Working to Meet Standard	Meets Standard
2b Accounting Principles	Meets Standard	Meets Standard	Meets Standard
2c Responsive to Audit Findings	Meets Standard	Meets Standard	Meets Standard
2d Managing Grant Funds	Meets Standard	Meets Standard	Meets Standard
2e Staffing for Fiscal Management	Working to Meet Standard	Meets Standard	Meets Standard
2f Internal Controls	Meets Standard	Meets Standard	N/A
3a Governance Requirements	Meets Standard	Meets Standard	Meets Standard
3b Nepotism, Conflict of Interest	Not Reviewed	Assurances	Meets Standard
3c Reporting Requirements	Meets Standard	Assurances	Meets Standard
4a Rights of All Students	Not Reviewed	Assurances	Meets Standard
4b Attendance and Retention	Meets Standard	Meets Standard	Meets Standard
4c Staff Credentialing	Not Reviewed	Meets Standard	Meets Standard
4d Employee Rights	Not Reviewed	Assurances	Meets Standard
4e Background Checks, Ethics	Not Reviewed	Assurances	Meets Standard
5a Facilities	Not Reviewed	Assurances	Meets Standard
5b Transportation	Not Reviewed	Assurances	N/A
5c Health and Safety	Not Reviewed	Assurances	Meets Standard
5d Handling Information	Meets Standard	Assurances	Meets Standard

Explanation of 2021-22 Indicator Ratings

1.b. ELA and math participation 90%, ACCESS 91%. Target is 95% for all assessments.