



STATE OF NEW MEXICO
PUBLIC EDUCATION DEPARTMENT
300 DON GASPAR
SANTA FE, NEW MEXICO 87501-2786
Telephone (505) 827-5800
www.ped.state.nm.us

ARSENIO ROMERO, Ph.D.
SECRETARY OF EDUCATION

MICHELLE LUJAN GRISHAM
GOVERNOR

**Charter Schools Division
2021-22 Annual Report**

School Name: Southwest Secondary Learning Center

School Address: 10301 Candelaria NE Albuquerque, NM 87112

Head Administrator: Lisa Mora

Governing Board Chair: Deborah Burns

Business Manager: Justine Vigil

Authorized Grade Levels: 9-12

Authorized Enrollment: 246

2021-22 End of Year Enrollment: 135

Contract Term: 2019-2024

Mission: The mission of the Southwest Secondary Learning Center is to sustain a high performing learning community by preparing computer-literate students for college or a career through a blended learning model that is individualized, self-directed and flexible.

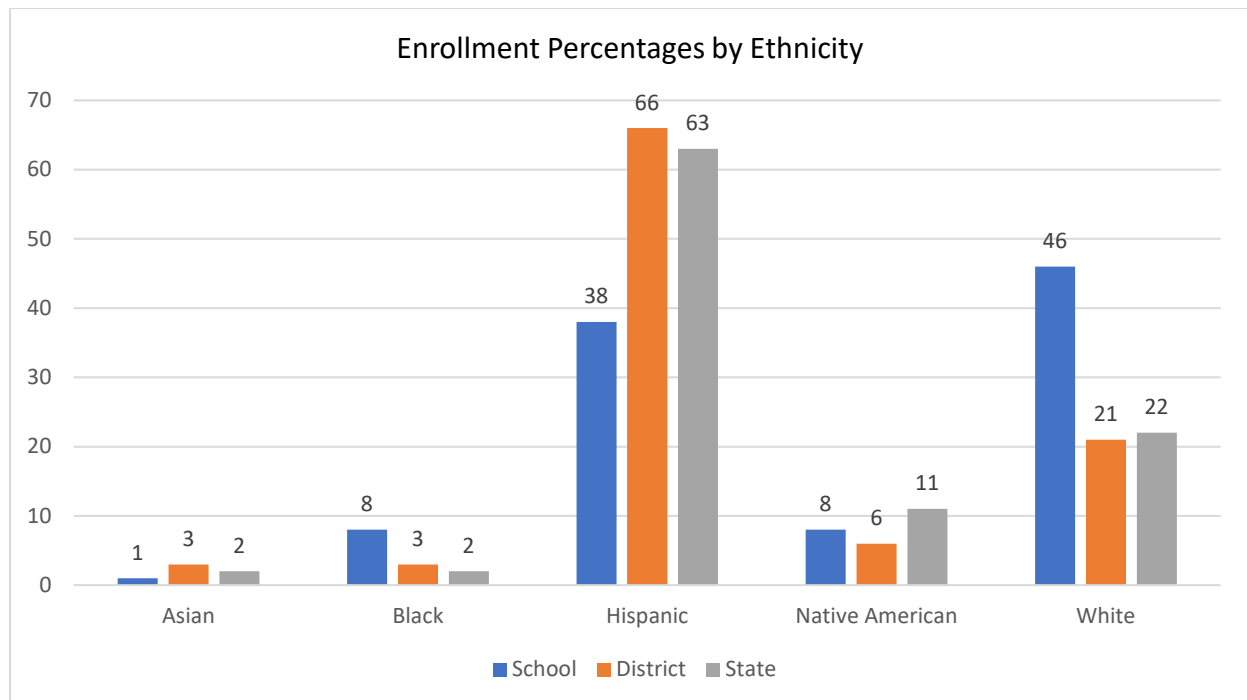
About the School

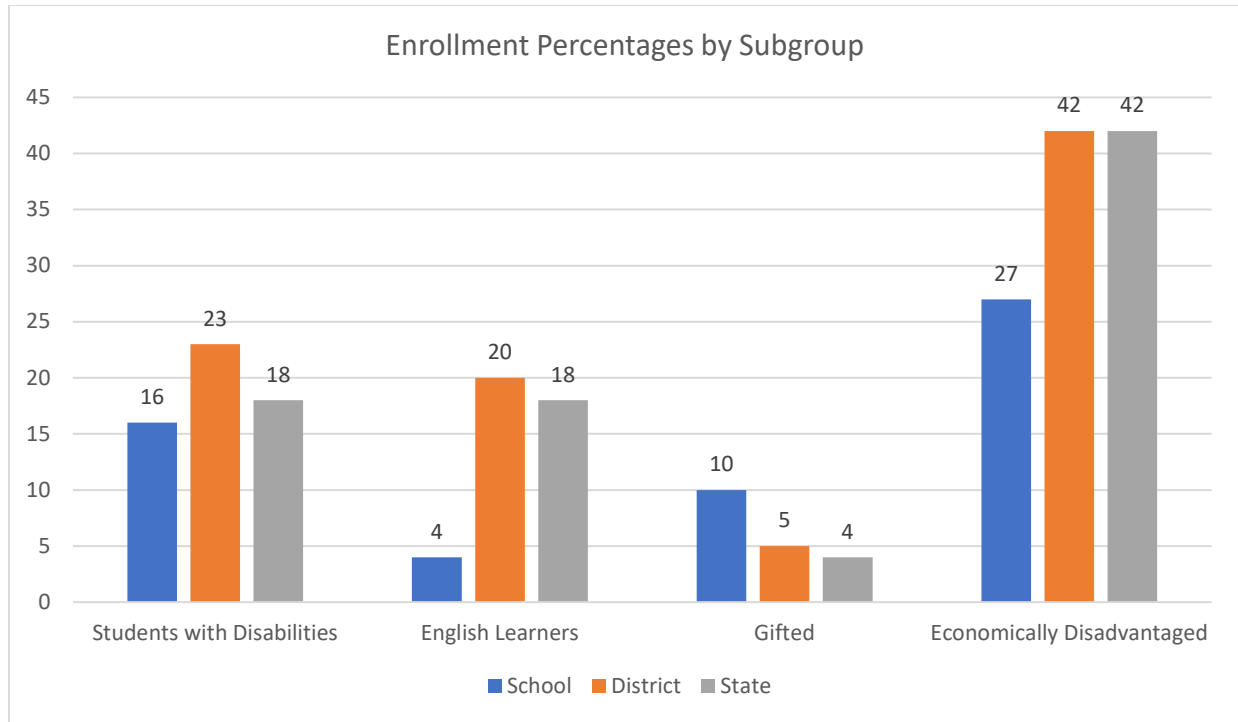
Southwest Secondary Learning Center is a state authorized charter school located in Albuquerque's Northeast heights. The school, founded in 2001, serves students grades 9-12, with a total enrollment of 135 students. The school provides students with a flexible schedule by using a blended learning model. Core classes are taught through an online learning program. The school provides strong student support, where each student is provided with a sponsor

teacher who acts as an intermediary in all aspects of the school and ensures students stay on track in their courses.

All Southwest Secondary students are provided access to a smart lab, workplace readiness courses and dual credit courses. Students are exposed to a variety of technology courses and projects and spend one day a week collaboratively working on technology projects of their choice in the smart lab.

Demographics as reported in STARS 2021-22 End of Year (EOY)





Academic Performance

Academic Performance Framework Indicators	2021-22 Score (100 points possible)
1: State Accountability System: NMVISTAS Overall Score	50
2: Subgroup Performance: high, middle, and low-performing quartiles	Not calculated by PED for 2021-22
3: School-specific Goals: if two goals, average of points on each goal	91
Overall Academic Score: average of Indicators 1 and 3	71

State Accountability System

The New Mexico State Accountability System gives every public school in the state an overall score. The top 25% of schools are designated Spotlight schools.

Schools were ranked by percentile within school type, with high schools being ranked separately from elementary and middle schools because of differences in how points are calculated (e.g., graduation factoring into high school but not elementary school accountability).

Schools below the 75th percentile are designated either a Traditional Support School or are given one of several designations indicating a need for greater support:

- Targeted Support and Improvement (TSI): Public Schools (Title I and non-Title I) with one or more student groups that meet the state's definition of consistently underperforming
- Additional Targeted Support and Improvement (ATSI): Public Schools (Title I) with one or more student groups performing as poorly as the lowest performing 5 percent of Title I schools identified for CSI
- Comprehensive Support and Improvement (CSI) Student Group: Title I schools that were previously identified for additional targeted support and improvement and that did not meet the statewide criteria for exiting ATSI status within the number of years determined by the state
- CSI – Graduation Rate: All public high schools in the state (Title I) with a four-year graduation rate below 66.67% for at least two out of the past three years
- CSI – Low Performing: Schools scoring in the bottom 5% of all Title I schools
- More Rigorous Intervention (MRI): If a CSI School does not satisfy exit criteria within the identification cycle, they are identified as MRI.

Southwest Secondary Learning Center ranked above **65.5%** of high schools statewide. The school received a designation of **CSI – Graduation Rate**.

Proficiency

In prior years, Early Literacy (ELIT) data from the Istation assessment administered to grades K-2 was aggregated into an overall reading proficiency score. In 2021-22, Istation data are provided as a separate metric (ELIT). Only schools that serve grades K-2 will include ELIT data.

Because science is assessed only in grades 5, 8, and 11, schools that do not serve these grades have no science proficiency data.

Data are masked as follows in the charts shown below:

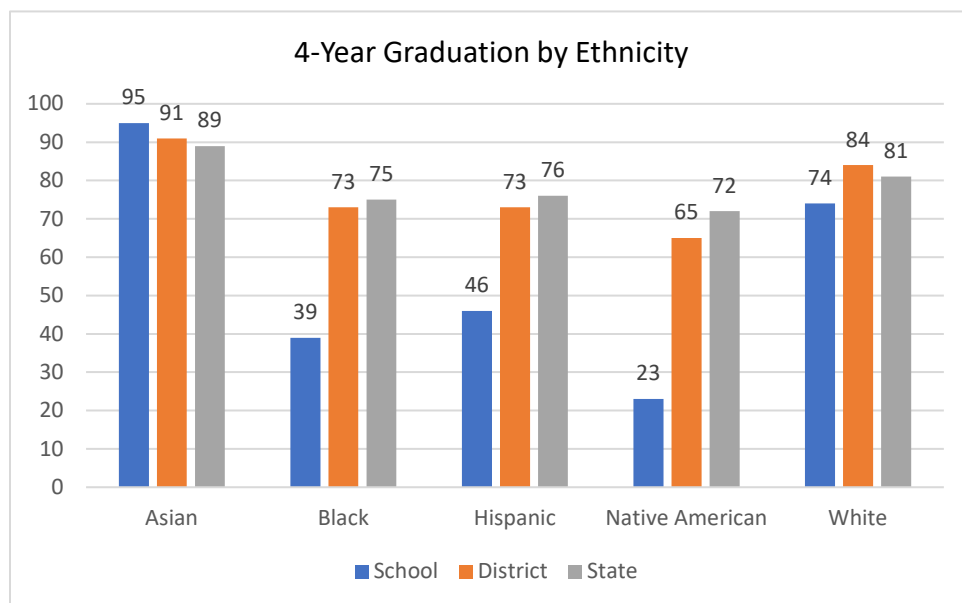
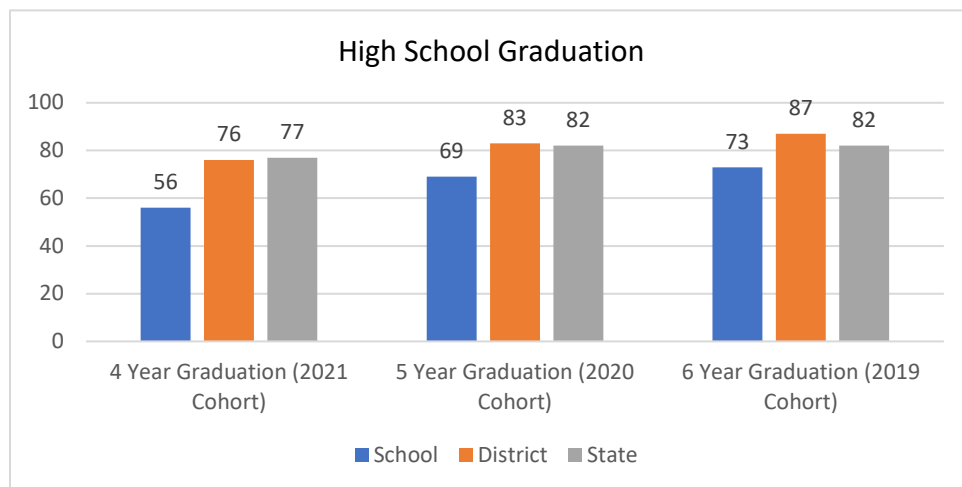
Students	Percentages Given	Data Masking
N = 0		<p>Examples:</p> <p>In a group of 17 students, if the proficiency was 3% the chart would show $\leq 20\%$ and if it was 98% it would show $\geq 80\%$.</p> <p>In a group of 59 students, if the proficiency was 3% the chart would show $\leq 5\%$ and if it was 98% the chart would show $\geq 95\%$.</p>
N < 10	*****	
N = 10-20	20% to 80%	
N= 21-40	10% to 90%	
N = 41-100	5% to 95%	
N = 101-300	2% to 98%	
N > 300	1% to 100%	

Subgroup Proficiencies			
	Reading	Math	Science
All	41%	*****	48%
Asian			
Black	*****		
Hispanic	*****	*****	*****
Native			*****
White	*****	*****	*****
SwD	*****	*****	*****
EL			
FRL	*****	*****	*****

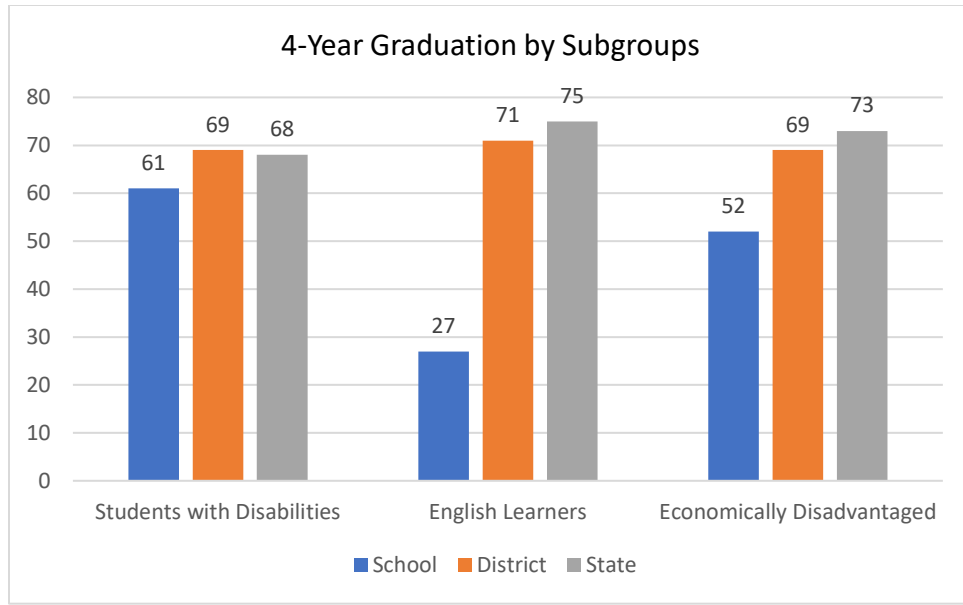
English Learner Progress toward Proficiency: 0%

High School Graduation

Data refer to prior year cohorts, with the most recent 4-year graduation data available for the 2021 graduation cohort, 5-year data for the 2020 cohort, and 6-year data for the 2019 cohort. The 4-year, 5-year, and 6-year graduation rates for these years are provided with comparative data for the state and district. The 4-year rate is then disaggregated by ethnicity and student group.



Note: The school-level percentage for the Asian category is $\geq 95\%$ in order to mask data due to student population size.



Mission-Specific Goals

Goal 1: Each year 75% of 9th and 10th grade students enrolled on the 40th and 120th day of the current school year will earn a “C” or better in Smart Lab, SSLC’s College and Career Readiness S.T.E.A.M. Lab.

Performance Level	Target	Points
Exceeds Standard	86-100% of 9th and 10th grade students enrolled on the 40th and 120th day of the current school year will earn a “C” or better in Smart Lab, SSLC’s College and Career Readiness S.T.E.A.M. Lab.	100
Meets Standard	75-85% of 9th and 10th grade students enrolled on the 40th and 120th day of the current school year will earn a “C” or better in Smart Lab, SSLC’s College and Career Readiness S.T.E.A.M. Lab.	75
Does Not Meet Standard	60-74% of 9th and 10th grade students enrolled on the 40th and 120th day of the current school year will earn a “C” or better in Smart Lab, SSLC’s College and Career Readiness S.T.E.A.M. Lab.	25
Falls Far Below Standard	<60% of 9th and 10th grade students enrolled on the 40th and 120th day of the current school year will earn a “C” or better in Smart Lab, SSLC’s College and Career Readiness S.T.E.A.M. Lab.	0

Rating: Exceeds Standard (90%)

Goal 2: Each academic year, 75% of 11th and 12th grade students enrolled at 40 and 120 day of the current school year in a dual credit, SMART Lab, or CCR elective will achieve a grade of “C” or better.

Performance Level	Target	Points
Exceeds Standard	90 - 100% of 11th and 12th grade students enrolled at 40 and 120 days of the current school year in dual credit, SMART Lab, or CCR elective will achieve a grade of “C” or better.	100
Meets Standard	75 – 89% of 11th and 12th grade students enrolled at 40 and 120 days of the current school year in dual credit, SMART Lab, or CCR elective will achieve a grade of “C” or better.	75
Does Not Meet Standard	60 - 74% of 11th and 12th grade students enrolled at 40 and 120 days of the current school year in dual credit, SMART Lab, or CCR elective will achieve a grade of “C” or better.	25
Falls Far Below Standard	<60% of 11th and 12th grade students enrolled at 40 and 120 days of the current school year in dual credit, SMART Lab, or CCR elective will achieve a grade of “C” or better.	0

Rating: Exceeds Standard (92%)

Organizational and Financial Performance Framework

2021-22 Overall Rating: Meets Standard

Pursuant to the [PEC Performance Framework and Accountability System \(2019\)](#), schools receive ratings of **Meets Standard**, **Working to Meet Standard**, or **Does Not Meet Standard** for individual indicators in the framework. Explanations for any rating other than Meets Standard are provided below.

The school also receives an overall rating of either **Meets Standard** or **Does Not Meet Standard** for the year. If a school receives a **Does Not Meet Standard** rating for three or more indicators, it will receive an overall rating of **Does Not Meet Standard**.

Southwest Secondary Learning Center	2019-20	2020-21	2021-22
Organizational and Financial Performance			
1a Mission and Educational Program	Meets Standard	Meets Standard	Meets Standard
1b State Assessment Requirements	Meets Standard	Not Reviewed	Meets Standard
1c Rights of Students with Disabilities	Working to Meet Standard	Meets Standard	Meets Standard
1d Rights of English Learners	Working to Meet Standard	Not Reviewed	Meets Standard
1e Meeting Program Requirements	Meets Standard	Meets Standard	Meets Standard
1f NM DASH Plan	N/A	N/A	N/A
2a Financial Reporting and Compliance	Working to Meet Standard	Meets Standard	Meets Standard
2b Accounting Principles	Does Not Meet Standard	Meets Standard	Meets Standard
2c Responsive to Audit Findings	Working to Meet Standard	Meets Standard	Meets Standard
2d Managing Grant Funds	Meets Standard	Meets Standard	Meets Standard
2e Staffing for Fiscal Management	Working to Meet Standard	Meets Standard	Meets Standard
2f Internal Controls	Meets Standard	Meets Standard	Meets Standard
3a Governance Requirements	Meets Standard	Meets Standard	Meets Standard
3b Nepotism, Conflict of Interest	Meets Standard	Assurances	Meets Standard
3c Reporting Requirements	Meets Standard	Assurances	Meets Standard
4a Rights of All Students	Working to Meet Standard	Assurances	Meets Standard
4b Attendance and Retention	Working to Meet Standard	Meets Standard	Meets Standard
4c Staff Credentialing	Meets Standard	Meets Standard	Meets Standard
4d Employee Rights	Meets Standard	Assurances	Meets Standard
4e Background Checks, Ethics	Meets Standard	Assurances	Meets Standard
5a Facilities	Meets Standard	Assurances	Meets Standard
5b Transportation	Meets Standard	Assurances	Meets Standard
5c Health and Safety	Working to Meet Standard	Assurances	Meets Standard
5d Handling Information	Meets Standard	Assurances	Meets Standard