



STATE OF NEW MEXICO
PUBLIC EDUCATION DEPARTMENT
300 DON GASPAR
SANTA FE, NEW MEXICO 87501-2786
Telephone (505) 827-5800
www.ped.state.nm.us

ARSENIO ROMERO, Ph.D.
SECRETARY OF EDUCATION

MICHELLE LUJAN GRISHAM
GOVERNOR

**Charter Schools Division
2021-22 Annual Report**

School Name: Taos Academy

School Address: 110 Paseo del Canon W Taos, NM 87571

Head Administrator: Dr. Traci Filiss

Governing Board Chair: Dean Caldwell

Business Manager: Deanna Mooney

Authorized Grade Levels: 5-12

Authorized Enrollment: 300

Current Enrollment: 259

Contract Term: 2019-2024

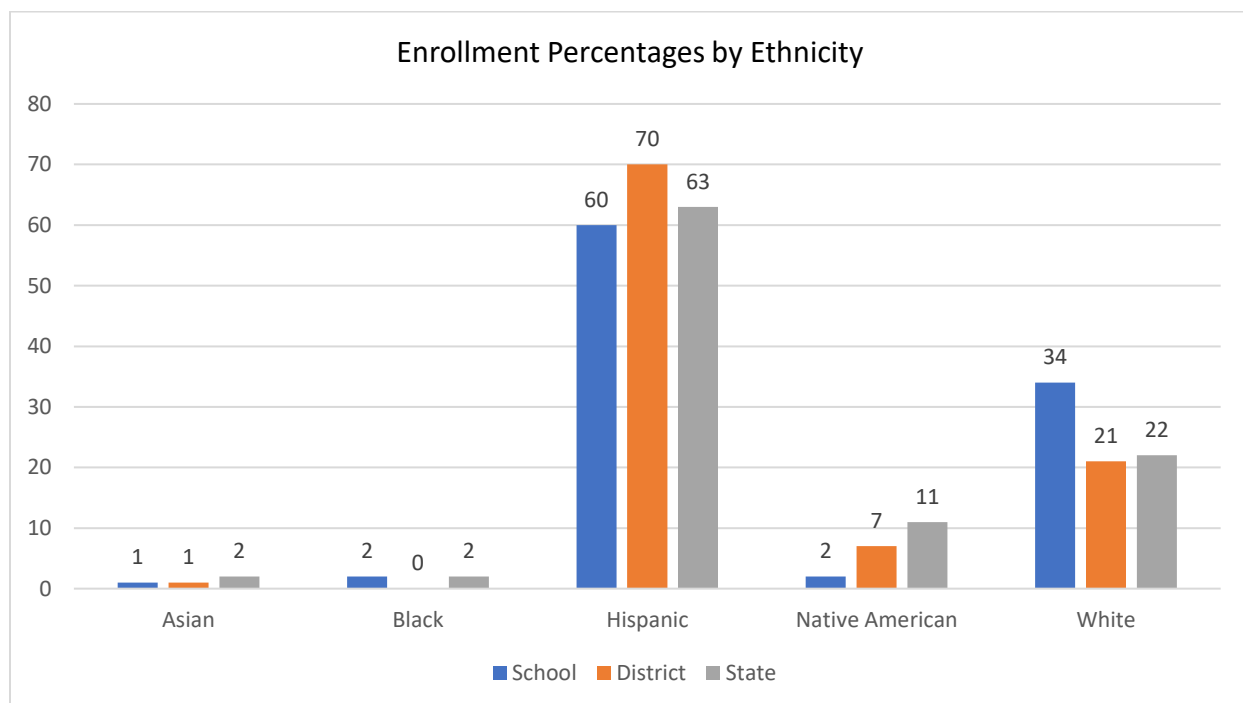
Mission: The mission of Taos Academy is to prepare students in fifth through twelfth grade to achieve and maintain a level of excellence by supporting and promoting academic achievement, strong leadership skills, and social responsibility. Through the use of innovative curriculum, leadership training, and enrichment opportunities, we foster a community of self-motivated, independent, lifelong learners. The partnership of school, parents, and community creates a learning environment where students acquire the knowledge, leadership skills, and sense of responsibility needed to succeed in the 21st century.

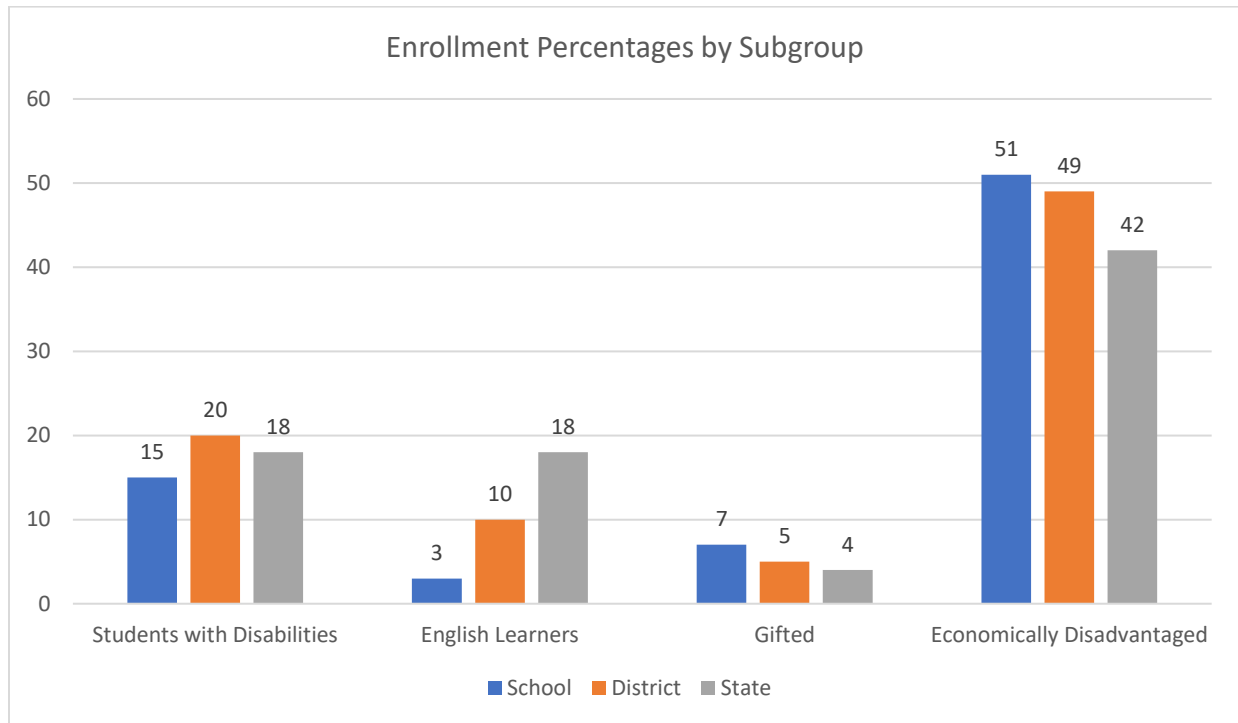
About the School

Taos Academy opened in 2009 and is currently on its third charter contract. Taos Academy provides a hybrid learning environment that combines direct and digital instruction with experiential curriculum. Students are placed in courses based on assessed performance rather than grade level. The school provides academic classes in a highly interactive digital format with the flexibility of anytime, anywhere learning. After students begin digital studies, their advisor will monitor all academic activities through the web-based program. The advisor has access to all daily academic activity, can track time spent on assignments, view scores of individual lessons and quizzes, and determine areas of weakness. Advisor and student can communicate using state-of-the-art web-based communications with the capability for audio, visual, and written communication, or live face-to-face communication in a traditional manner. Students are required to attend Math and Language Arts enrichment classes and have access to tutoring to further support academic excellence.

Students are required to successfully complete one or more credits per year developing 21Century skills to ensure preparation of future endeavors. Classes offered yearly include but are not limited to, leadership training, global studies, career and technical education development, and STEM institute. Leadership training programs include, but are not limited to, classes in emotional intelligence, advisory groups, outdoor education, and service-learning projects. Global studies classes incorporate but are not limited to, global awareness, language study, cultural studies, and geography. Career and Technical Education courses such as (21st Century classes, dual credit, internship, STEM Institute classes, career prep, elective and/or honors classes) are offered each semester.

Demographics as reported in STARS 2021-22 End of Year (EOY)





Academic Performance

Academic Performance Framework Indicators	2021-22 Score (100 points possible)
1: State Accountability System: NMVISTAS Overall Score	57
2: Subgroup Performance: high, middle, and low-performing quartiles	Not calculated by PED for 2021-22
3: School-specific Goals: if two goals, average of points on each goal	75
Overall Academic Score: average of Indicators 1 and 3	66

State Accountability System

The New Mexico State Accountability System gives every public school in the state an overall score. The top 25% of schools are designated Spotlight schools.

Schools were ranked by percentile within school type, with high schools being ranked separately from elementary and middle schools because of differences in how points are calculated (e.g., graduation factoring into high school but not elementary school accountability).

Schools below the 75th percentile are designated either a Traditional Support School or are given one of several designations indicating a need for greater support:

- Targeted Support and Improvement (TSI): Public Schools (Title I and non-Title I) with one or more student groups that meet the state's definition of consistently underperforming
- Additional Targeted Support and Improvement (ATSI): Public Schools (Title I) with one or more student groups performing as poorly as the lowest performing 5 percent of Title I schools identified for CSI
- Comprehensive Support and Improvement (CSI) Student Group: Title I schools that were previously identified for additional targeted support and improvement and that did not meet the statewide criteria for exiting ATSI status within the number of years determined by the state
- CSI – Graduation Rate: All public high schools in the state (Title I) with a four-year graduation rate below 66.67% for at least two out of the past three years
- CSI – Low Performing: Schools scoring in the bottom 5% of all Title I schools
- More Rigorous Intervention (MRI): If a CSI School does not satisfy exit criteria within the identification cycle, they are identified as MRI.

Taos Academy ranked above **77.9%** of high schools statewide and is a Spotlight School. The school received a designation of **Spotlight School**.

Proficiency

In prior years, Early Literacy (ELIT) data from the Istation assessment administered to grades K-2 was aggregated into an overall reading proficiency score. In 2021-22, Istation data are provided as a separate metric (ELIT). Only schools that serve grades K-2 will include ELIT data.

Because science is assessed only in grades 5, 8, and 11, schools that do not serve these grades have no science proficiency data.

Data are masked as follows in the charts shown below:

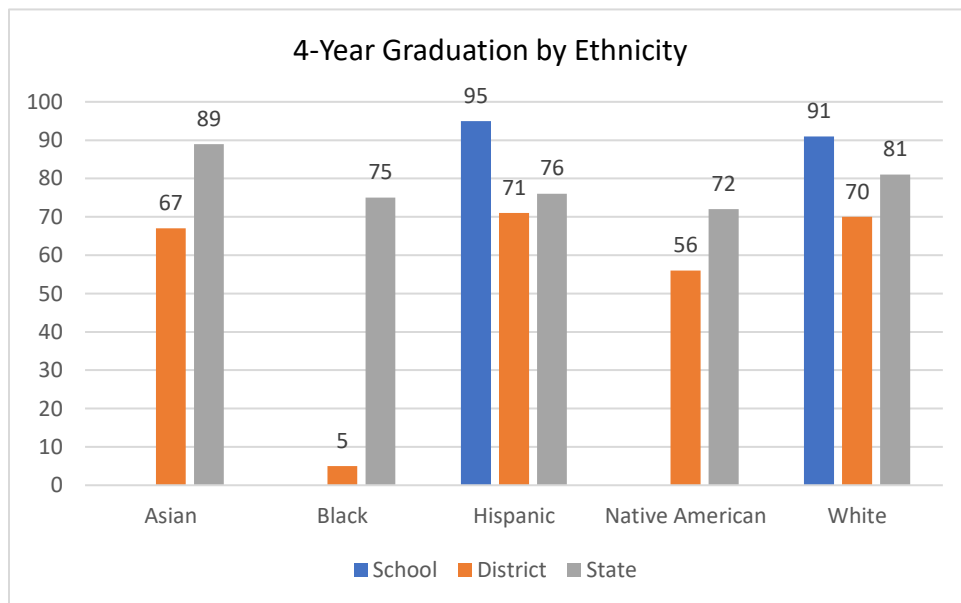
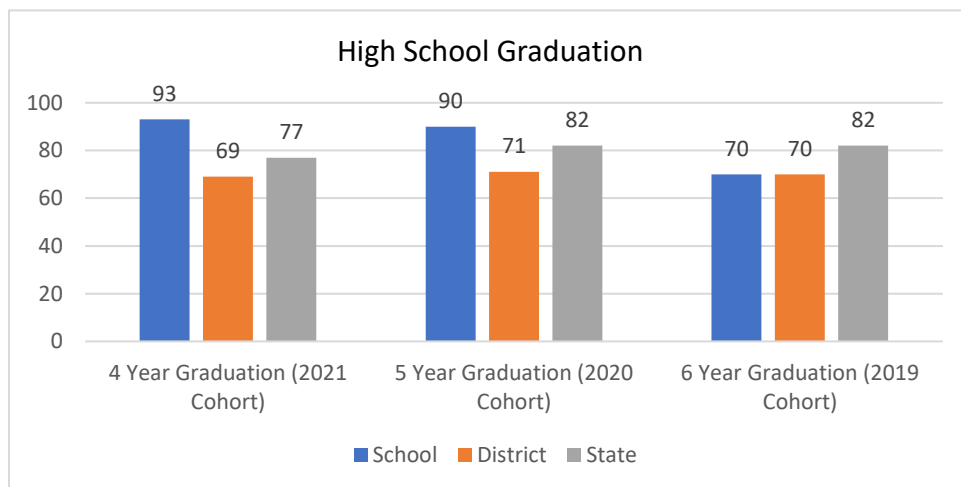
Students	Percentages Given	Data Masking
N = 0		<p>Examples:</p> <p>In a group of 17 students, if the proficiency was 3% the chart would show $\leq 20\%$ and if it was 98% it would show $\geq 80\%$.</p> <p>In a group of 59 students, if the proficiency was 3% the chart would show $\leq 5\%$ and if it was 98% the chart would show $\geq 95\%$.</p>
N < 10	*****	
N = 10-20	20% to 80%	
N= 21-40	10% to 90%	
N = 41-100	5% to 95%	
N = 101-300	2% to 98%	
N > 300	1% to 100%	

Subgroup Proficiencies			
	Reading	Math	Science
All	51%	26%	51%
Asian			*****
Black	*****	*****	*****
Hispanic	43%	20%	45%
Native	*****	*****	*****
White	70%	40%	65%
SwD	*****	*****	*****
EL	*****		*****
FRL	42%	$\leq 20\%$	46%

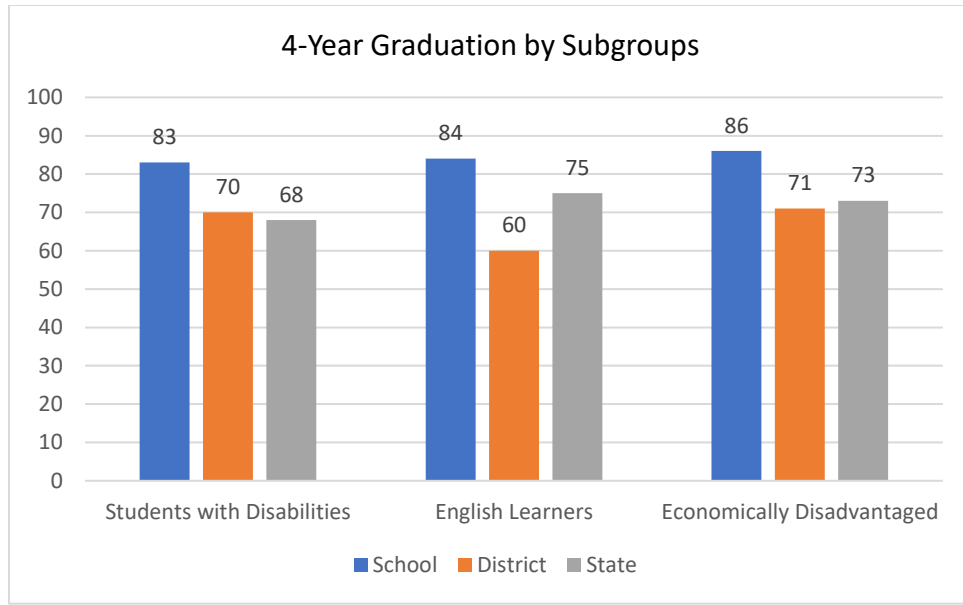
English Learner Progress toward Proficiency: 11%

High School Graduation

Data refer to prior year cohorts, with the most recent 4-year graduation data available for the 2021 graduation cohort, 5-year data for the 2020 cohort, and 6-year data for the 2019 cohort. The 4-year, 5-year, and 6-year graduation rates for these years are provided with comparative data for the state and district. The 4-year rate is then disaggregated by ethnicity and student group.



Note: The district-level percentage for the Black category is $\leq 5\%$ in order to mask data due to student population size. The school-level percentage for the Hispanic category is $\geq 95\%$ in order to mask data due to student population size.



Mission-Specific Goal: Students in grades 5-12 at Taos Academy, enrolled on both the 40th and 120th day of the academic year, will complete at least 1 credit in Career and Technology Education (CTE) course (21st Century classes, dual credit, internship, STEAM Institute classes, career prep, elective and/or honors classes). The student Individual Learning Plan (ILP) and student transcript will document credit earned and grade in the class, respectively, as demonstrated by an exported report from the school's Student Information System (SIS).

Performance Level	Target	Points
Exceeds Standard	80% or higher of Taos Academy students will complete at least 1 credit in Career and Technology Education (CTE) course each year with a passing grade of "B" (80%) or higher.	100
Meets Standard	70% to 79% of Taos Academy students will complete at least 1 credit in Career and Technology Education (CTE) course each year with a passing grade of "B" (80%) or higher.	75
Does Not Meet Standard	60% to 69% of Taos Academy students will complete at least 1 credit in Career and Technology Education (CTE) course each year with a passing grade of "B" (80%) or higher.	25
Falls Far Below Standard	Below 60% of Taos Academy students will complete at least 1 credit in Career and Technology Education (CTE) course each year with a passing grade of "B" (80%) or higher.	0

Rating: Meets Standard (75%)

Organizational and Financial Performance Framework

2021-22 Overall Rating: Meets Standard

Pursuant to the [PEC Performance Framework and Accountability System \(2019\)](#), schools receive ratings of **Meets Standard**, **Working to Meet Standard**, or **Does Not Meet Standard** for individual indicators in the framework. Explanations for any rating other than Meets Standard are provided below.

The school also receives an overall rating of either **Meets Standard** or **Does Not Meet Standard** for the year. If a school receives a **Does Not Meet Standard** rating for three or more indicators, it will receive an overall rating of **Does Not Meet Standard**.

Taos Academy	2019-20	2020-21	2021-22
Organizational and Financial Performance			
1a Mission and Educational Program	Meets Standard	Meets Standard	Meets Standard
1b State Assessment Requirements	Not Reviewed	Meets Standard	Meets Standard
1c Rights of Students with Disabilities	Not Reviewed	Meets Standard	Meets Standard
1d Rights of English Learners	Meets Standard	Working to Meet Standard	Meets Standard
1e Meeting Program Requirements	Meets Standard	Assurances	Meets Standard
1f NM DASH Plan	N/A	N/A	N/A
2a Financial Reporting and Compliance	Working to Meet Standard	Meets Standard	Meets Standard
2b Accounting Principles	Meets Standard	Meets Standard	Meets Standard
2c Responsive to Audit Findings	Working to Meet Standard	Meets Standard	Meets Standard
2d Managing Grant Funds	Meets Standard	Meets Standard	Meets Standard
2e Staffing for Fiscal Management	Meets Standard	Meets Standard	Meets Standard
2f Internal Controls	Meets Standard	Meets Standard	Meets Standard
3a Governance Requirements	Working to Meet Standard	Meets Standard	Meets Standard
3b Nepotism, Conflict of Interest	Meets Standard	Assurances	Meets Standard
3c Reporting Requirements	Meets Standard	Assurances	Meets Standard
4a Rights of All Students	Meets Standard	Assurances	Meets Standard
4b Attendance and Retention	Meets Standard	Meets Standard	Meets Standard
4c Staff Credentialing	Meets Standard	Assurances	Meets Standard
4d Employee Rights	Meets Standard	Assurances	Meets Standard
4e Background Checks, Ethics	Working to Meet Standard	Assurances	Meets Standard
5a Facilities	Meets Standard	Assurances	Meets Standard
5b Transportation	Meets Standard	Assurances	N/A
5c Health and Safety	Working to Meet Standard	Assurances	Meets Standard
5d Handling Information	Meets Standard	Assurances	Meets Standard