



STATE OF NEW MEXICO  
PUBLIC EDUCATION DEPARTMENT  
300 DON GASPAR  
SANTA FE, NEW MEXICO 87501-2786  
Telephone (505) 827-5800  
[www.ped.state.nm.us](http://www.ped.state.nm.us)

ARSENIO ROMERO, Ph.D.  
SECRETARY OF EDUCATION

MICHELLE LUJAN GRISHAM  
GOVERNOR

### Charter Schools Division 2021-22 Annual Report

**School Name:** Tierra Adentro of New Mexico: The School of Academics, Arts, and Artesanía

**School Address:** 1781 Bellamah Avenue, NW Albuquerque, NM 87104

**Head Administrator:** Veronica Torres

**Governing Board Chair:** Ted Baca

**Business Manager:** Amber Peña

**Authorized Grade Levels:** 6-12

**Authorized Enrollment:** 550

**2021-22 End of Year Enrollment:** 230

**Contract Term:** 2020-2025

**Mission:** The mission of Tierra Adentro of New Mexico: The School of Academics, Arts, and Artesanía is to create an inclusive and thriving learning environment comprised of a demographically and culturally diverse student population with a focus on academics, art, artesanía (artisanship), and the study of the cultures that comprise our rich New Mexican heritage to ensure awareness, preservation, and progression of our cultural legacy.

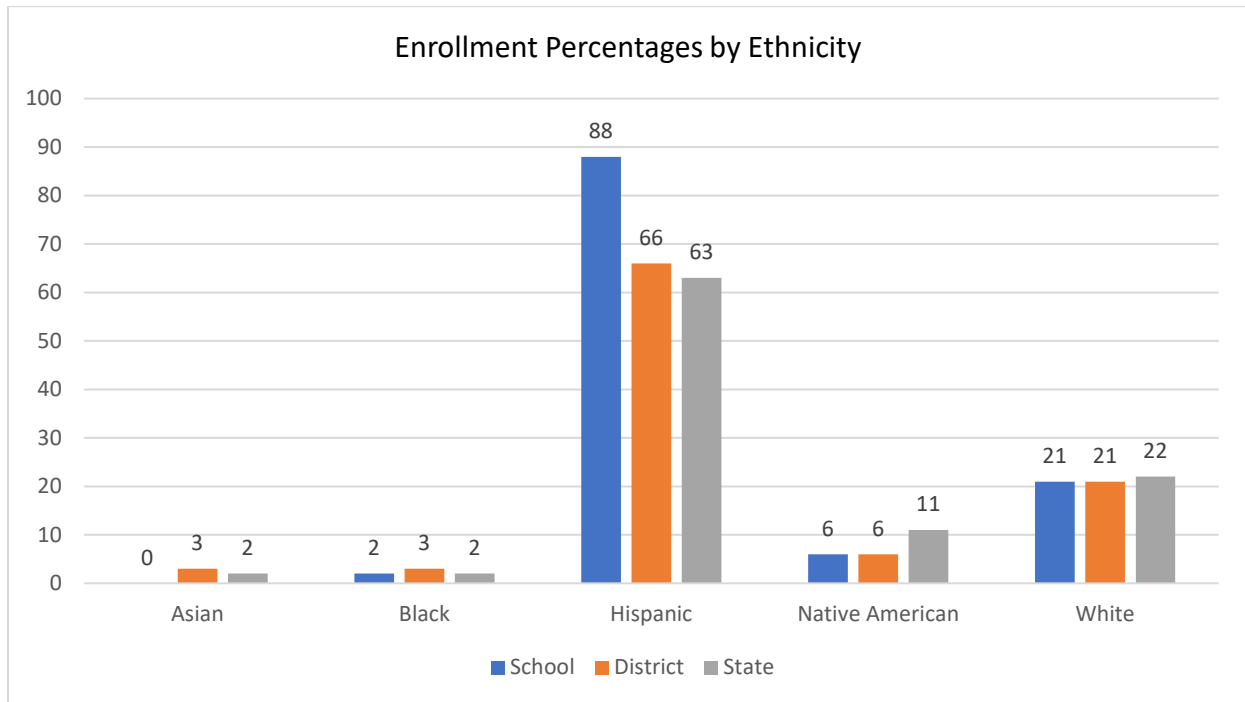
### About the School

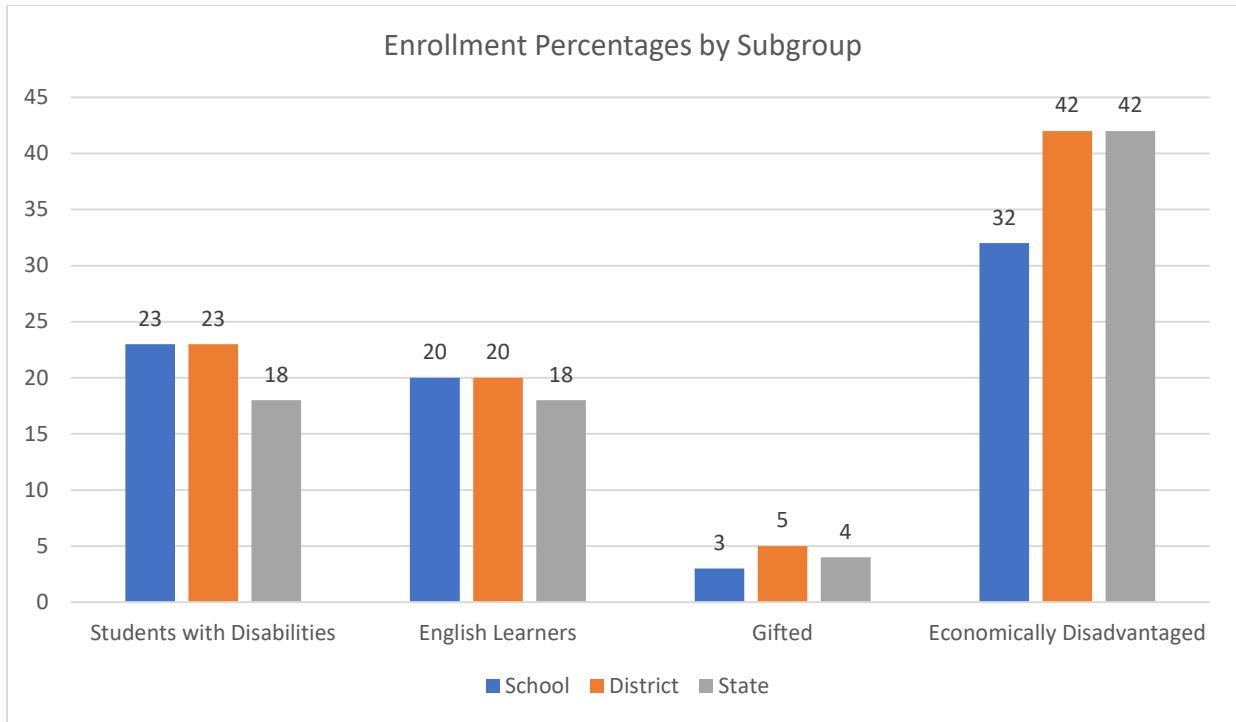
Tierra Adentro of New Mexico (TANM): The School of Academics, Arts and Artesanía is located in Albuquerque's Sawmill district and serves students grades 6-12 with a total enrollment of 230 students. TANM is a state-chartered school since the 2010-2011 school year. The school has a relationship with Tierra Adentro of New Mexico Foundation, a non-profit foundation whose primary purpose is to provide financial support to the school.

This innovative school combines academics with Flamenco Arts. In grades 6-9 all students are required to participate in Flamenco visual arts, music and dance, in order to explore the specific focus areas offered in 10-12 grade.

Upon entering the 10th grade, students are required to choose a focus in Flamenco Visual Art, Artesanía, Music, or Dance. All 10th-12th grade students receive intense training in the art form of their choice. The sounds of Flamenco dance and music can be heard throughout the school. Students also have the opportunity to work with local and international guest artists, and frequently have community performances. In addition, all students 10-12 are encouraged to enroll in dual credit courses in order to explore postsecondary opportunities.

### Demographics as reported in STARS 2021-22 End of Year (EOY)





## Academic Performance

<b>Academic Performance Framework Indicators</b>	<b>2021-22 Score (100 points possible)</b>
1: State Accountability System: NMVISTAS Overall Score	54
2: Subgroup Performance: high, middle, and low-performing quartiles	Not calculated by PED for 2021-22
3: School-specific Goals: if two goals, average of points on each goal	80
<b>Overall Academic Score: average of Indicators 1 and 3</b>	<b>67</b>

## State Accountability System

The New Mexico State Accountability System gives every public school in the state an overall score. The top 25% of schools are designated Spotlight schools.

Schools were ranked by percentile within school type, with high schools being ranked separately from elementary and middle schools because of differences in how points are calculated (e.g., graduation factoring into high school but not elementary school accountability).

Schools below the 75th percentile are designated either a Traditional Support School or are given one of several designations indicating a need for greater support:

- Targeted Support and Improvement (TSI): Public Schools (Title I and non-Title I) with one or more student groups that meet the state's definition of consistently underperforming
- Additional Targeted Support and Improvement (ATSI): Public Schools (Title I) with one or more student groups performing as poorly as the lowest performing 5 percent of Title I schools identified for CSI
- Comprehensive Support and Improvement (CSI) Student Group: Title I schools that were previously identified for additional targeted support and improvement and that did not meet the statewide criteria for exiting ATSI status within the number of years determined by the state
- CSI – Graduation Rate: All public high schools in the state (Title I) with a four-year graduation rate below 66.67% for at least two out of the past three years
- CSI – Low Performing: Schools scoring in the bottom 5% of all Title I schools
- More Rigorous Intervention (MRI): If a CSI School does not satisfy exit criteria within the identification cycle, they are identified as MRI.

**Tierra Adentro of New Mexico** ranked above **73.6%** of high schools statewide. The school received a designation of **Traditional Support School**.

## Proficiency

In prior years, Early Literacy (ELIT) data from the Istation assessment administered to grades K-2 was aggregated into an overall reading proficiency score. In 2021-22, Istation data are provided as a separate metric (ELIT). Only schools that serve grades K-2 will include ELIT data.

Because science is assessed only in grades 5, 8, and 11, schools that do not serve these grades have no science proficiency data.

Data are masked as follows in the charts shown below:

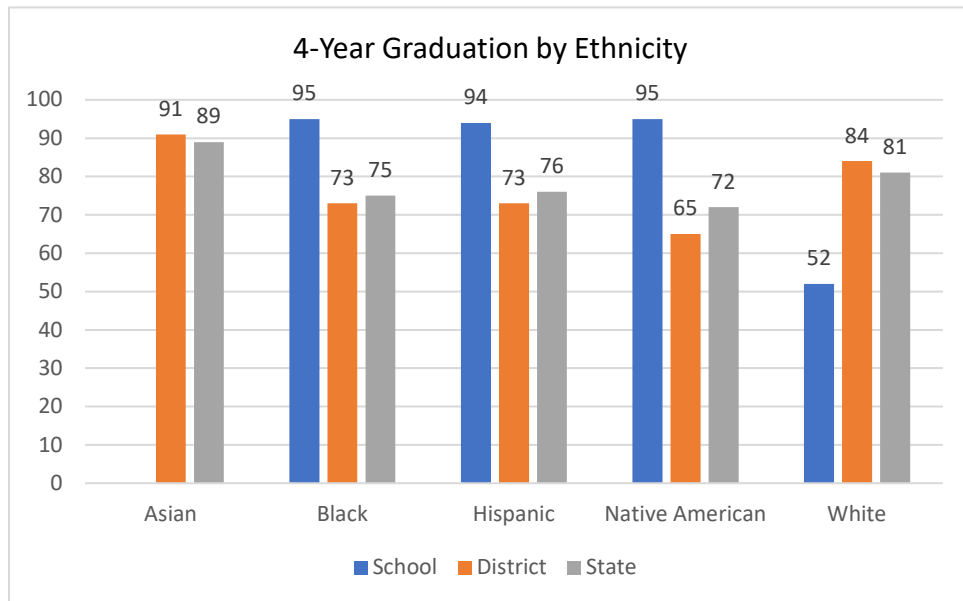
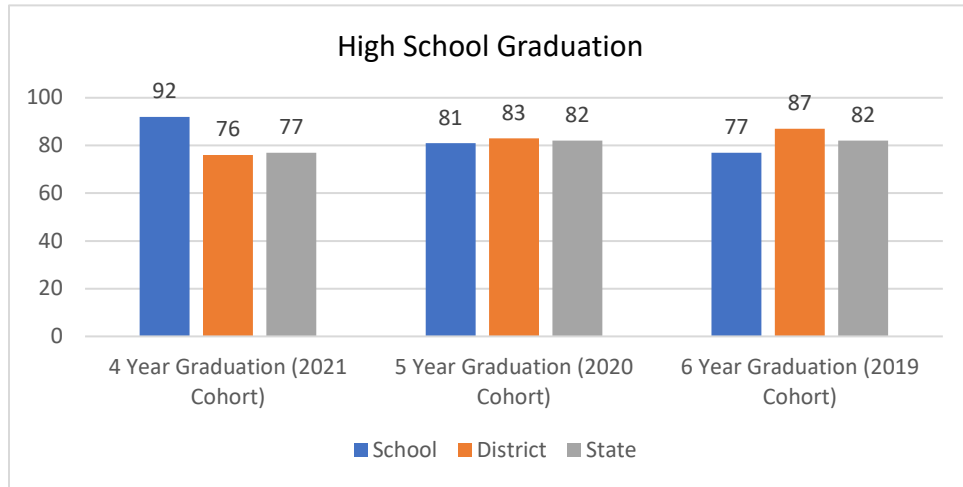
Students	Percentages Given	Data Masking
N = 0		<p>Examples:</p> <p>In a group of 17 students, if the proficiency was 3% the chart would show <math>\leq 20\%</math> and if it was 98% it would show <math>\geq 80\%</math>.</p> <p>In a group of 59 students, if the proficiency was 3% the chart would show <math>\leq 5\%</math> and if it was 98% the chart would show <math>\geq 95\%</math>.</p>
N < 10	*****	
N = 10-20	20% to 80%	
N= 21-40	10% to 90%	
N = 41-100	5% to 95%	
N = 101-300	2% to 98%	
N > 300	1% to 100%	

Subgroup Proficiencies			
	Reading	Math	Science
All	31%	$\leq 20\%$	26%
Asian	*****		
Black	*****		
Hispanic	29%	$\leq 20\%$	29%
Native	*****		
White	*****	*****	*****
SwD	*****	*****	*****
EL	*****	*****	*****
FRL	33%	$\leq 20\%$	30%

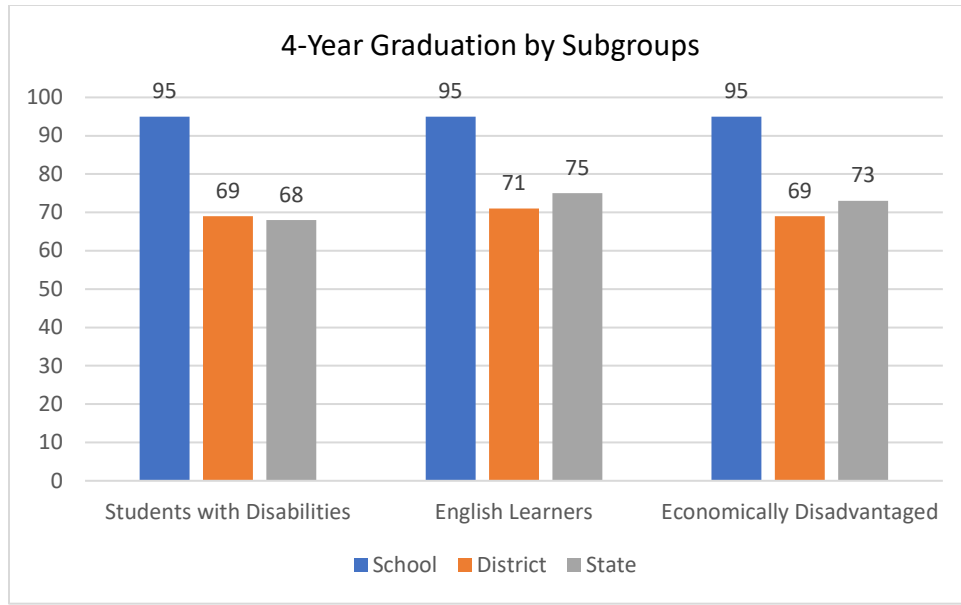
**English Learner Progress toward Proficiency: 6%**

## High School Graduation

Data refer to prior year cohorts, with the most recent 4-year graduation data available for the 2021 graduation cohort, 5-year data for the 2020 cohort, and 6-year data for the 2019 cohort. The 4-year, 5-year, and 6-year graduation rates for these years are provided with comparative data for the state and district. The 4-year rate is then disaggregated by ethnicity and student group.



**Note:** The school-level percentages for the Black and Native American categories are  $\geq 95\%$  in order to mask data due to student population size.



**Note:** The school-level percentages for the Students with Disabilities, English Learners, and Economically Disadvantaged categories are  $\geq 95\%$  in order to mask data due to student population size.

### Mission-Specific Goals

**Goal 1:** All students in grades 6-9, enrolled on the 40th and 120th day at Tierra Adentro of New Mexico, will demonstrate proficiency by having a “C” average in all arts courses and will participate in a minimum of 5 community events.

Performance Level	Target	Points
Exceeds Standard	Greater than 85% of students in grades 6-9, enrolled on the 40th and 120th day, will demonstrate proficiency by having a “C” average or better in all arts courses and will participate in a minimum of 5 community events.	100
Meets Standard	70 – 85% of students in grades 6-9, enrolled on the 40th and 120th day, will demonstrate proficiency by having a “C” average or better in all arts courses and will participate in a minimum of 5 community events.	75
Does Not Meet Standard	60 - 69% of students in grades 6-9, enrolled on the 40th and 120th day, will demonstrate proficiency by having a “C” average in all arts courses and will participate in a minimum of 5 community events.	25
Falls Far Below Standard	Less than 60% of students in grades 6-9, enrolled on the 40th and 120th day, will demonstrate proficiency by having a “C” or below average in all arts courses and will participate in a minimum of 5 community events.	0

**Rating:** Exceeds Standard (86%, combined)

**Goal 2:** All students in grades 10-12, enrolled on the 40th and 120th day at Tierra Adentro of New Mexico, will demonstrate proficiency by having a “B” average or better in all arts focus classes and will participate in a minimum of 5 community events.

Performance Level	Target	Points
Exceeds Standard	Greater than 85% of students, enrolled on the 40th and 120th day, will demonstrate proficiency by having a “B” average or better in all arts courses and will participate in a minimum of 5 community events.	100
Meets Standard	70 - 85% or more of students, enrolled on the 40th and 120th day, will demonstrate proficiency by having a “B” average or better in all arts courses and will participate in a minimum of 5 community events.	75
Does Not Meet Standard	60 - 69% of students, enrolled on the 40th and 120th day, will demonstrate proficiency by having a “B” average in all arts courses and will participate in a minimum of 5 community events.	25
Falls Far Below Standard	Fewer than 60% of students, enrolled on the 40th and 120th day, will demonstrate proficiency by having a “B” or below average in all arts courses and will participate in a minimum of 5 community events.	0

**Rating:** Meets Standard (74%, combined score)

## Organizational and Financial Performance Framework

**2021-22 Overall Rating: Meets Standard**

Pursuant to the [PEC Performance Framework and Accountability System \(2019\)](#), schools receive ratings of **Meets Standard**, **Working to Meet Standard**, or **Does Not Meet Standard** for individual indicators in the framework. Explanations for any rating other than Meets Standard are provided below.

The school also receives an overall rating of either **Meets Standard** or **Does Not Meet Standard** for the year. If a school receives a **Does Not Meet Standard** rating for three or more indicators, it will receive an overall rating of **Does Not Meet Standard**.



<b>Tierra Adentro of New Mexico</b>	<b>2020-21</b>	<b>2021-22</b>
<b>Organizational and Financial Performance</b>		
1a Mission and Educational Program	Meets Standard	Meets Standard
1b State Assessment Requirements	Not Reviewed	Does Not Meet Standard
1c Rights of Students with Disabilities	Meets Standard	Meets Standard
1d Rights of English Learners	Working to Meet Standard	Meets Standard
1e Meeting Program Requirements	Assurances	Meets Standard
1f NM DASH Plan	N/A	Meets Standard
2a Financial Reporting and Compliance	Working to Meet Standard	Meets Standard
2b Accounting Principles	Meets Standard	Meets Standard
2c Responsive to Audit Findings	Meets Standard	Meets Standard
2d Managing Grant Funds	Meets Standard	Meets Standard
2e Staffing for Fiscal Management	Meets Standard	Meets Standard
2f Internal Controls	Meets Standard	Meets Standard
3a Governance Requirements	Working to Meet Standard	Working to Meet Standard
3b Nepotism, Conflict of Interest	Assurances	Meets Standard
3c Reporting Requirements	Assurances	Meets Standard
4a Rights of All Students	Assurances	Meets Standard
4b Attendance and Retention	Meets Standard	Working to Meet Standard
4c Staff Credentialing	Meets Standard	Meets Standard
4d Employee Rights	Assurances	Meets Standard
4e Background Checks, Ethics	Assurances	Meets Standard
5a Facilities	Assurances	Meets Standard
5b Transportation	Assurances	Meets Standard
5c Health and Safety	Assurances	Meets Standard
5d Handling Information	Assurances	Meets Standard

### Explanation of 2021-22 Indicator Ratings

1.b. ELA and math participation 88%, science 82%, ACCESS 78%. Target is 95% for all assessments.

3.a. 3+ members do not complete all hours, or a total of 4 hours or more missing for all members combined. Some but not all audit committee members attend exit interview.

4.b. The school's attendance rate as reported in the STARS 2021-22 EOY report was 85%. The target rate is 95%.