



EXHIBIT A (24109 - PLANNING FY23-24)



IDEA-B Preschool (24109) PLANNING AWARD FY23-24


OBMS ENTITY CODE	LOCAL EDUCATION AGENCY	UEI #	Total Preliminary Allocation (Revenue Code 44500)	Projected Carryover (Revenue Code 44504)	Grand Total Initial Planning Allocation
46	Alamogordo Public Schools	DGD9RLTTLRN5	\$ 49,033	\$ -	\$ 49,033
1	Albuquerque Public Schools	RHSNF9JSG LJ5	\$ 422,325	\$ -	\$ 422,325
30	Animas Public Schools	GHDFJ5EYDGH4	\$ 3,208	\$ -	\$ 3,208
22	Artesia Public Schools	R163HN37CQB4	\$ 44,674	\$ -	\$ 44,674
64	Aztec Municipal Schools	CJ25J5KWVLJ5	\$ 23,697	\$ -	\$ 23,697
87	Belen Consolidated Schools	GPVFNQC5CAW7	\$ 21,574	\$ -	\$ 21,574
61	Bernalillo Public Schools	QJQLCDZ32KM5	\$ 28,671	\$ -	\$ 28,671
66	Bloomfield Schools	YRPHM8YCN495	\$ 46,620	\$ -	\$ 46,620
40	Capitan Municipal Schools	PL4MS28VCSM6	\$ 3,537	\$ -	\$ 3,537
20	Carlsbad Municipal Schools	FLH1JLF6JL3	\$ 48,165	\$ -	\$ 48,165
37	Carrizozo Municipal Schools	EU8CHANWG677	\$ 1,942	\$ -	\$ 1,942
67	Central Consolidated Schools	CXQZVRZCCF41	\$ 55,473	\$ -	\$ 55,473
53	Chama Valley Independent Schools	PGGMA8XAW583	\$ 4,743	\$ -	\$ 4,743
8	Cimarron Municipal Schools	CE7CGVFWPJM9	\$ 11,773	\$ -	\$ 11,773
84	Clayton Municipal Schools	SKJGSPT9K1B3	\$ 10,940	\$ -	\$ 10,940
48	Cloudcroft Municipal Schools	UA44RH8EGQH5	\$ 2,565	\$ -	\$ 2,565
12	Clovis Municipal Schools	RHLXA1JJC994	\$ 79,731	\$ -	\$ 79,731
24	Cobre Consolidated Schools	N276L1YAZL51	\$ 15,033	\$ -	\$ 15,033
38	Corona Public Schools	NJSZM4TL9AN7	\$ 506	\$ -	\$ 506
62	Cuba Independent Schools	MGPNE9CQBLN8	\$ 8,303	\$ -	\$ 8,303
42	Deming Public Schools	XPL2VUTAG733	\$ 24,339	\$ -	\$ 24,339
85	Des Moines Municipal Schools	D9TGE4DT49F6	\$ 984	\$ -	\$ 984
6	Dexter Consolidated Schools	VVWAJALJXRK6	\$ 12,636	\$ -	\$ 12,636
60	Dora Consolidated Schools	LADBKDFNDG3	\$ 7,210	\$ -	\$ 7,210
54	Dulce Independent Schools	PQ2EJ5GKVRW3	\$ 5,831	\$ -	\$ 5,831
58	Elida Municipal Schools	ZF7WQK38CB25	\$ 1,909	\$ -	\$ 1,909
55	Española Public Schools	UMKFJY7V6FX4	\$ 24,413	\$ -	\$ 24,413
80	Estancia Municipal Schools	F5TEUE2R44N4	\$ 11,074	\$ -	\$ 11,074
32	Eunice Public Schools	S64LAENRKJQ1	\$ 8,559	\$ -	\$ 8,559
65	Farmington Municipal Schools	F9K3UXV5ARB1	\$ 45,241	\$ -	\$ 45,241
59	Floyd Municipal Schools	J53KJL51D5Q2	\$ 12,472	\$ -	\$ 12,472
16	Fort Sumner Municipal Schools	N6DACNB83SX6	\$ 5,097	\$ -	\$ 5,097
19	Gadsden Independent Schools	HMQPC8FP4RA9	\$ 81,350	\$ -	\$ 81,350
43	Gallup-McKinley County Schools	MZC6N49RJKA8	\$ 126,022	\$ -	\$ 126,022
15	Grady Municipal Schools	TDGPD85NKCJ9	\$ 1,466	\$ -	\$ 1,466
88	Grants/Cibola County Schools	DQ5UMG72D8C5	\$ 26,436	\$ -	\$ 26,436
5	Hagerman Municipal Schools	EYJ9VYLPDG5	\$ 6,502	\$ -	\$ 6,502
18	Hatch Valley Public Schools	KZCMLFLXUKK3	\$ 15,229	\$ -	\$ 15,229
33	Hobbs Municipal Schools	FL57DGXM1HN9	\$ 65,846	\$ -	\$ 65,846
39	Hondo Valley Public Schools	CMASDCM321H3	\$ 1,876	\$ -	\$ 1,876
50	House Municipal Schools	J83MHA9F8WM7	\$ 3,993	\$ -	\$ 3,993
34	Jal Public Schools	K842RZQ9ME69	\$ 11,886	\$ -	\$ 11,886
56	Jemez Mountain Public Schools	D8KRZ72WNGH9	\$ 5,457	\$ -	\$ 5,457
63	Jemez Valley Public Schools	ZYDETYXRGNU1	\$ 5,641	\$ -	\$ 5,641
7	Lake Arthur Municipal Schools	EHEPNH14M9U3	\$ 2,763	\$ -	\$ 2,763
17	Las Cruces Public Schools	CBBMXTJKLLQ8	\$ 190,796	\$ -	\$ 190,796
69	Las Vegas City Public Schools	LJB2ZXYDH1H8	\$ 8,718	\$ -	\$ 8,718
51	Logan Municipal Schools	VAFEH4LEWQF4	\$ 5,115	\$ -	\$ 5,115

EXHIBIT A (24109 - PLANNING FY23-24)



IDEA-B Preschool (24109) PLANNING AWARD FY23-24

OBMS ENTITY CODE	LOCAL EDUCATION AGENCY	UEI #	Total Preliminary Allocation (Revenue Code 44500)	Projected Carryover (Revenue Code 44504)	Grand Total Initial Planning Allocation
29	Lordsburg Municipal Schools	HM7BSWJXWTM5	\$ 25,434	\$ -	\$ 25,434
41	Los Alamos Public Schools	PJQFWJPMV9R7	\$ 20,691	\$ -	\$ 20,691
86	Los Lunas Public Schools	C3K9JREQYGJ4	\$ 54,788	\$ -	\$ 54,788
21	Loving Municipal Schools	TNQXBN1K8AZ3	\$ 6,700	\$ -	\$ 6,700
31	Lovington Municipal Schools	C8WLQGBRGJF8	\$ 33,809	\$ -	\$ 33,809
75	Magdalena Municipal Schools	GAR2VNVQRFC4	\$ 10,483	\$ -	\$ 10,483
11	Maxwell Municipal Schools	ZM4APJPB8A13	\$ 2,286	\$ -	\$ 2,286
14	Melrose Municipal Schools	FELYMPGSDKE5	\$ 4,207	\$ -	\$ 4,207
78	Mesa Vista Consolidated Schools	XV58NTBZLER3	\$ 4,198	\$ -	\$ 4,198
44	Mora Independent Schools	CD1ZKEKL29M5	\$ 6,126	\$ -	\$ 6,126
81	Moriarty-Edgewood School District	MKL6AMGSVS95	\$ 42,616	\$ -	\$ 42,616
28	Mosquero Municipal Schools	WMMM2FL6HL4	\$ 1,830	\$ -	\$ 1,830
82	Mountainair Public Schools	L652ZDKDZLD1	\$ 7,226	\$ -	\$ 7,226
70	Pecos Independent School District	W1K6NKFLH7B1	\$ 7,059	\$ -	\$ 7,059
77	Peñasco Independent Schools	LYBFHC93LVG6	\$ 4,695	\$ -	\$ 4,695
72	Pojoaque Valley Public Schools	P5KAVKKRHMB5	\$ 4,156	\$ -	\$ 4,156
57	Portales Municipal Schools	PHAUQ2DZBFU1	\$ 26,714	\$ -	\$ 26,714
3	Quemado Independent Schools	RSJPSF9DWYD3	\$ 1,932	\$ -	\$ 1,932
79	Questa Independent Schools	MNMYNK9YTD66	\$ 2,968	\$ -	\$ 2,968
9	Raton Public Schools	NMX9DKXL3N9	\$ 25,409	\$ -	\$ 25,409
2	Reserve Independent Schools	PHSRMV4EG479	\$ 4,949	\$ -	\$ 4,949
83	Rio Rancho Public Schools	HLMCBLZY6MY5	\$ 64,117	\$ -	\$ 64,117
4	Roswell Independent Schools	MAH8L9WC2YJ9	\$ 95,720	\$ -	\$ 95,720
27	Roy Municipal Schools	LHUQPPABYJN6	\$ 69	\$ -	\$ 69
36	Ruidoso Municipal Schools	SL6MEK736S11	\$ 26,832	\$ -	\$ 26,832
52	San Jon Municipal Schools	HLQPGBVT3LD3	\$ 4,060	\$ -	\$ 4,060
71	Santa Fe Public Schools	MGFPHU7UFLC4	\$ 53,682	\$ -	\$ 53,682
25	Santa Rosa Consolidated Schools	ZCP4AULV5HA3	\$ 8,507	\$ -	\$ 8,507
23	Silver Consolidated School District	VLMFMX65NLJ4	\$ 22,481	\$ -	\$ 22,481
74	Socorro Consolidated Schools	WKADYTEP8Q85	\$ 17,791	\$ -	\$ 17,791
10	Springer Municipal Schools	QJ1WG6ZWQNB7	\$ 3,626	\$ -	\$ 3,626
76	Taos Municipal Schools	GXFMLNAG5D56	\$ 18,462	\$ -	\$ 18,462
35	Tatum Municipal Schools	H8DBJFPKR7E1	\$ 8,599	\$ -	\$ 8,599
13	Texico Municipal Schools	HG6BHDCZNVH3	\$ 11,909	\$ -	\$ 11,909
73	Truth or Consequences Municipal Schools	LMJJWCKJMP3	\$ 21,059	\$ -	\$ 21,059
49	Tucumcari Public Schools	EHWCVKKVPQA5	\$ 20,717	\$ -	\$ 20,717
47	Tularosa Municipal Schools	NPP3J8DJM3K3	\$ 9,779	\$ -	\$ 9,779
26	Vaughn Municipal Schools	DJZAMJ963WZ4	\$ 3,562	\$ -	\$ 3,562
45	Wagon Mound Public Schools	GLY9SSWB74A3	\$ 1,402	\$ -	\$ 1,402
68	West Las Vegas Public Schools	JLANMKASDL69	\$ 12,080	\$ -	\$ 12,080
89	Zuni Public School District	XU9NS37898M4	\$ 10,633	\$ -	\$ 10,633
<b>STATE CHARTERS</b>					
579-001	ACES Technical Charter School	CVFEQ5MQ26V7	\$ 168	\$ -	\$ 168
528-001	Albuquerque Bilingual Academy	N1YCEGJGSJ69	\$ 386	\$ -	\$ 386
574-001	Albuquerque Collegiate Charter School	CH65KADW1N29	\$ 185	\$ -	\$ 185
516-001	Albuquerque School of Excellence	K2PNAF1FMK27	\$ 879	\$ -	\$ 879
517-001	Albuquerque Sign Language Academy (The)	QT5SEMNS7VE7	\$ 124	\$ -	\$ 124
575-001	Altura Preparatory School	JDPMEJPNHWJ1	\$ 193	\$ -	\$ 193



IDEA-B Preschool (24109) PLANNING AWARD FY23-24

OBMS ENTITY CODE	LOCAL EDUCATION AGENCY	UEI #	Total Preliminary Allocation (Revenue Code 44500)	Projected Carryover (Revenue Code 44504)	Grand Total Initial Planning Allocation
550-001	Estancia Valley Classical Academy	RARRGG8EJ327	\$ 567	\$ -	\$ 567
557-001	Explore Academy	WEJ3ECH5P8D5	\$ 1,059	\$ -	\$ 1,059
586-001	Explore Academy-Rio Rancho	FL62TWQFJGF9	\$ 265	\$ -	\$ 265
503-001	Horizon Academy West	KWJ7ZX9KPUW3	\$ 452	\$ -	\$ 452
573-001	Hózhó Academy	ZP2TF8RAKL48	\$ 602	\$ -	\$ 602
535-001	J. Paul Taylor Academy	SF24Z81T6J31	\$ 183	\$ -	\$ 183
546-001	La Tierra Montessori School of the Arts and Sciences	JS1SKEZFHNM1	\$ 101	\$ -	\$ 101
547-001	McCurdy Charter School	M9X9GN9JNNB5	\$ 543	\$ -	\$ 543
542-001	Mission Achievement and Success Charter School	HVRFS8K3J5R8	\$ 4,357	\$ -	\$ 4,357
529-001	Montessori Elementary School (The)	R31LVW4EY7G2	\$ 394	\$ -	\$ 394
504-001	North Valley Academy	ST3GNJU3JJY5	\$ 2,124	\$ -	\$ 2,124
005-020	Pecos Cyber Academy	MN8HKMQTJLH3	\$ 2,283	\$ -	\$ 2,283
577-001	Raices del Saber Xinachtli Community School	U3CMKJ2HEP65	\$ 115	\$ -	\$ 115
539-001	Red River Valley Charter School	GJ9WCNDXZJA6	\$ 517	\$ -	\$ 517
583-001	Rio Grande Academy of Fine Arts	V3BNPXU3EPP4	\$ 479	\$ -	\$ 479
570-001	Roots and Wings Community School	LYQAXV8YCNL5	\$ 62	\$ -	\$ 62
563-001	Sandoval Academy of Bilingual Education	CPWDBX87R7S5	\$ 208	\$ -	\$ 208
505-001	School of Dreams Academy	XS13KKJ34R86	\$ 14,177	\$ -	\$ 14,177
521-001	Taos Integrated School of the Arts	U2RKZ3ZCGQQ9	\$ 223	\$ -	\$ 223
555-001	Taos International Charter School	C1GXNKKEQ5J4	\$ 201	\$ -	\$ 201
582-001	THRIVE Community School	D1AXDTJVGDN6	\$ 589	\$ -	\$ 589
566-001	Turquoise Trail Charter School	J7KQPXL6M2K9	\$ 1,088	\$ -	\$ 1,088
STATE SUPPORTED INSTITUTIONS					
094-000	NM School for the Blind and Visually Impaired	JRAGLGNHUMQ6	\$ 907	\$ -	\$ 907
093-000	NM School for the Deaf	D5LFG74M7AH5	\$ 1,877	\$ -	\$ 1,877
<b>GRAND TOTAL</b>			<b>\$ 2,350,042</b>	<b>\$ -</b>	<b>\$ 2,350,042</b>