


New Mexico Accountability System NM VISTAS

*Dr. Paola Peacock-Villada,
Acting Director Research, Evaluation, and
Accountability*

Investing for tomorrow, delivering today.



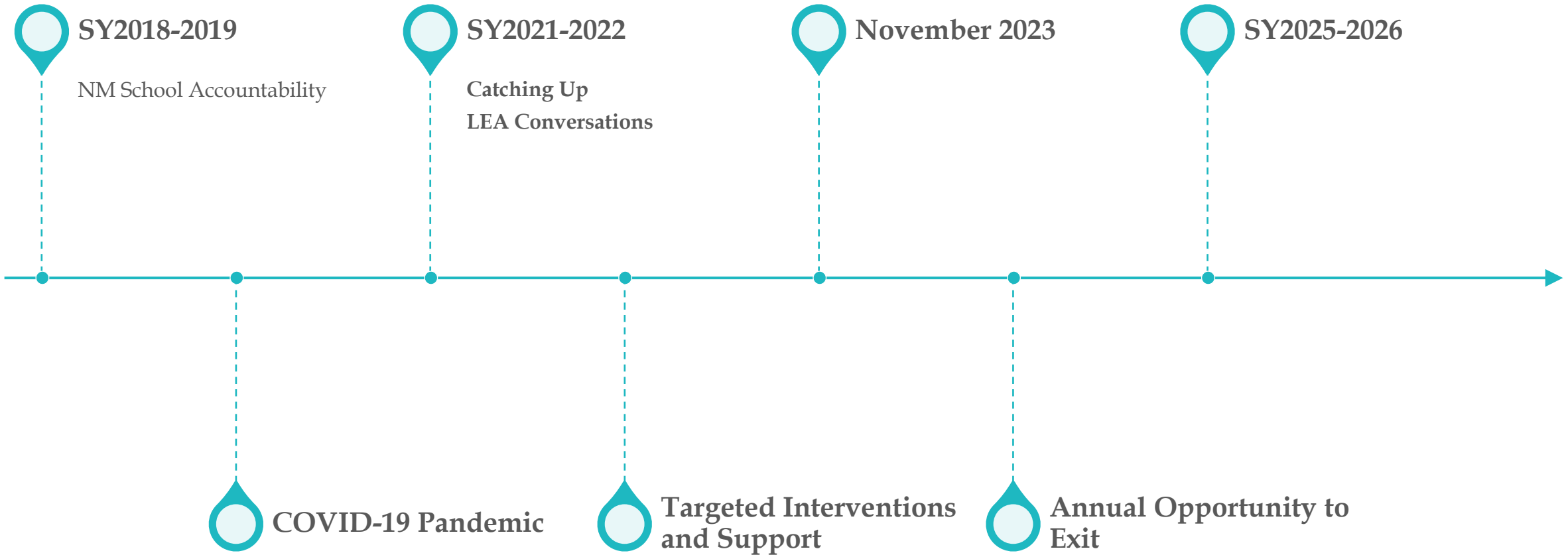
New Mexico Vistas

New Mexico Vistas

Celebrates the success of our highest performing schools, identifies schools that the department will support with federal grant money, and provides families with an opportunity to learn more about their local schools.



Timeline



Next Step: November 2023 for SY22/23

- School Vistas Index includes SY2022-2023 data
- Opportunity for schools identified with a targeted intervention status in June to exit to Traditional or Spotlight status
- Grant funding will be allocated to support schools identified with CSI, and MRI status
- Annual Vistas release through 2026

Evolution of Vistas

- Current Vistas site is the baseline
- Customization based on
 - Programmatic offerings, SEL, Structured Literacy
 - Contextual information, mobility + grad rate data
 - Community Schools
 - Extended Learning Time
 - After School Programming
 - Career and Technical Education Offerings
 - Place to showcase school offerings, values, and vision

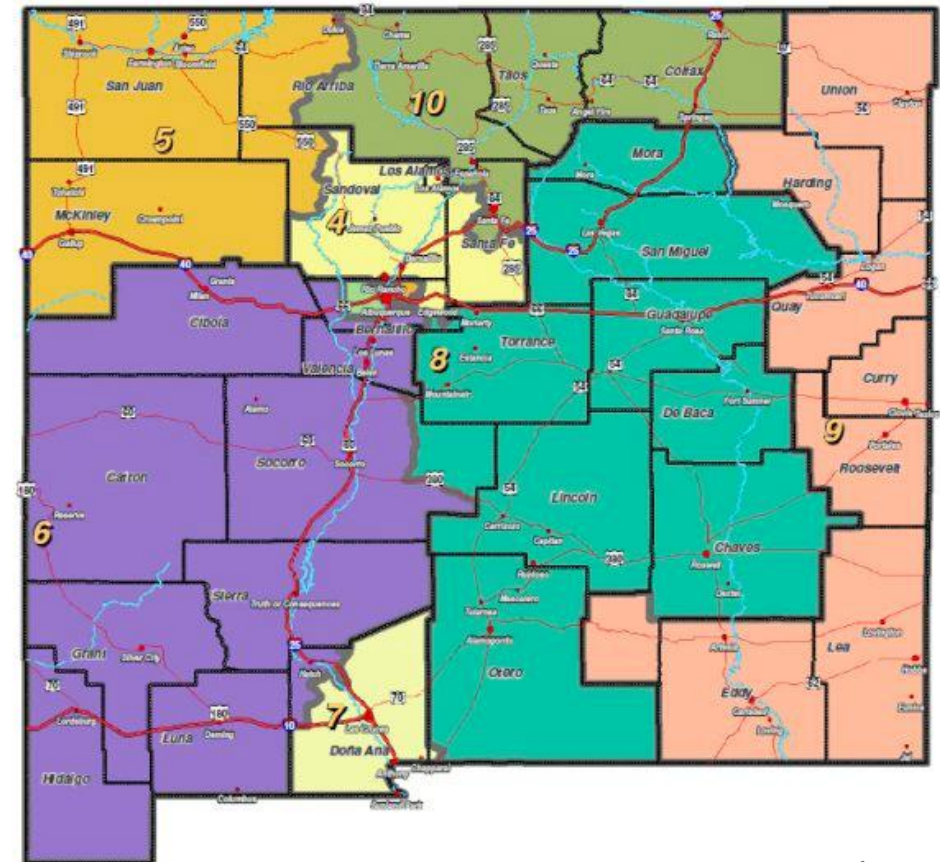


Regional or Cohort Collaboration

- Data Sharing to Support Students
- Capacity Building
- Data Validation
- Community Engagement

NM PEC: PEC_187497.1 HJC/HVEC/S HB 16

New Mexico



LEA and School Support and Readiness

The LEA and School Support and Readiness Assessment utilizes a qualitative design in which interviews are conducted, and multiple sources of data and information are collected and analyzed to identify strengths and opportunities for improving student performance outcomes. It extends beyond standardized measures of student achievement to collecting evidence in relation to the mission of the school and **the five overarching domains** and themes identified by PED and its Priority Schools Bureau.

1. Equity and Culture
2. Leadership
3. Instructional infrastructure
4. Talent Management
5. Support and Accountability



Professional Learning

PED will facilitate **three** professional learning experiences for MRI and CSI School teams that will include the principal, teachers/counselors and a district representative.

- The professional learning will be grounded in the common themes of the School Support and Readiness Assessments and school improvement drivers:
 - Instructional Infrastructure
 - Data-Driven Instruction
 - Talent Management
 - Equity and Culture
 - Allocation of Resources



School Improvement Coaches


Research shows principals spent:

- less than 6% of their time observing, coaching, and evaluating teachers, and
- only 7% developing and delivering instructional programming (*Horng, 2010*)

To support the courageous school leaders who choose to pursue this bold endeavor, PED will offer *tools, resources, and coaching support* via a framework as a starting point for success.

PED believes that supporting teachers' professional growth is the most effective way to improve teaching and learning in every school in New Mexico.

- Each MRI School leader will be supported by a Performance Coach
 - PC will support school leaders with monthly coaching (virtual), NM School DASH Implementation Support; Observation, Feedback, and Coaching Cycles (OFCC); review of instructional infrastructure practices



In Preparation for Vistas SY2022-2023

1. Base Files

- All Valid Enrollments (AVE)
- All Valid Tests (AVT)

2. Indicators/Metrics

1. Math Proficiency

2. Reading Proficiency

3. Science Proficiencies

4. Math Improvement

5. Reading Improvement

6. English Learner Progress

7. Regular Attendance

8. College and Career Readiness “Success” Rates

9. 4 Year Graduation Rate

10. 5 Year Graduation Rate

11. 6 Year Graduation Rate

12. Growth in 4 Year Graduation Rate

School Accountability Index SY2022-2023

New Mexico Vistas Measures, Points, and Indicators SYE2022			
Measure	Elem/ Middle Points	High School Points	Indicator
Math Proficiency	25	15	Academic Achievement
Reading Proficiency	25	15	Academic Achievement
Math Improvement	10	5	Academic Progress
Reading Improvement	10	5	Academic Progress
English Learner Progress	10	5	English Language Proficiency
Science Proficiency	10	10	School Quality/Student Success
Regular Attendance	10	10	School Quality/Student Success
College and Career Readiness	n/a	5	School Quality/Student Success
Educational Climate	n/a	n/a	School Quality/Student Success
Growth in 4 Year Graduation Rate	n/a	5	School Quality/Student Success
4 Year Graduation Rate	n/a	10	Graduation Rate
5 Year Graduation Rate	n/a	8	Graduation Rate
6 Year Graduation Rate	n/a	7	Graduation Rate

- The following measures, weights, and indicators make up the New Mexico School Accountability Index for SY 2021-2022.
- Each measure is considered at a school level and at a student subgroup level.
- The total points for each school establish the school's Vista Score.
- Please refer to the 2021-2022 Addendum Template for the Consolidated State Plan due to COVID-19 for a description.

ELA, Math, and Science Proficiency Rates: Participation

- Participation rates are calculated separately for ELA, Math, and Science --

$$\frac{\text{\#of Eligible Students Tested}}{\text{\#of Eligible Students Tested} + \text{\#of Eligible Students Not Tested}}$$

- The accountable school/location is based on the vendor test file record
- Students eligible to test include those enrolled in the same school/location and grade at both 120D and EOY snap shots
- **Attenuated Proficiency:** The first 5% of a school’s testers are “excused” for Accountability purposes. Attenuation assumes that any untested students beyond this 5% constitute failed attempts.

Note: For ELA Participation rates - Students who are English Learners and have been enrolled in U.S. Schools for less than three years, are removed from the group of students not tested because taking the ELA equivalent test is not required

English Learner Progress (ELP)

- Growth-to-proficiency indicator for current English Learners
- Recalibrated growth targets – exit 4.7
 - Track student progress toward English Proficiency on ACCESS within five-years
 - Growth targets include expected proficiency levels using a student's grade at entry, number of years enrolled and initial English Language Proficiency Level (PL)

English Learner Supports

- At Risk funding, Title III funding, State appropriations
- Professional learning and development
- Sheltering instruction - 45 minutes English language development instruction per day
- Family Engagement
- WIDA eLearning program
- Updates to TESOL
- Structured Literacy for biliteracy

Graduation Rates

- Graduation rates are lagged one year
- Definition: the percentage of students who graduated with a New Mexico diploma of excellence within a given graduation cohort
 - 4 Year – 2021 Graduation Cohort
 - 5 Year – 2021 Graduation Cohort
 - 6 Year – 2021 Graduation Cohort
- Graduation cohorts are defined by the number of years since first enrollment in 9th grade and the school year in which the New Mexico diploma of excellence is obtained

Graduation Cohorts: # Years and School Year Complete

	2017	2018	2019	2020	2021	2022
4 Year 2021 cohort			9 th Grade			Complete?
5 Year 2021 cohort		9 th Grade				Complete?
6 Year 2021 cohort	9 th Grade					Complete?

Graduation Rates (Continued)

- Shared Accountability Units (SAU): Students and their graduation outcomes are weighted based on the length of time they were enrolled in a given school/location during the graduation cohort
- Exclusions: Students and enrollment records not included in the calculations are those certain enrollment errors (D1, D2, and D3), deceased students (WD), certain transfers (W6, W8 W81, and W10), withdrawn students (W3), and foreign exchange students

NM Vistas - School, LEA, and State
Data Questions and Appeal Form



¡Gracias!
Thank you!