



STATE OF NEW MEXICO  
PUBLIC EDUCATION DEPARTMENT  
300 DON GASPAR  
SANTA FE, NEW MEXICO 87501-2786  
Telephone (505) 827-5800  
[www.ped.state.nm.us](http://www.ped.state.nm.us)

ARSENIO ROMERO, Ph.D.  
SECRETARY OF EDUCATION

MICHELLE LUJAN GRISHAM  
GOVERNOR

Charter Schools Division  
2022-23 Annual Report  
February 2, 2024

**School Name:** 21st Century Public Academy

**School Address:** 4300 Cutler Ave NE Albuquerque, NM 87110

**Head Administrator:** Mary Tarango

**Governing Board Chair:** Art Silva

**Business Manager:** Aaron Savoia

**Authorized Grade Levels:** 1-8 (Grade Level Change approved 2/12/2021)

**Grade Levels Served:** 1-8

**Authorized Enrollment Cap:** 800 (Enrollment Cap Increase approved 2/12/2021)

**2022-23 End of Year Enrollment:** 368

**Contract Term:** 2020-2025

**Waivers:** None

**Mission:**

It is the mission of 21st Century Public Academy to continually search for positive learning experiences that enrich students and staff. These lessons will take place through Outside School Instruction (OSI) in the arena in which they are practiced to support the connections between community and stellar academics.

**Educational Program:**

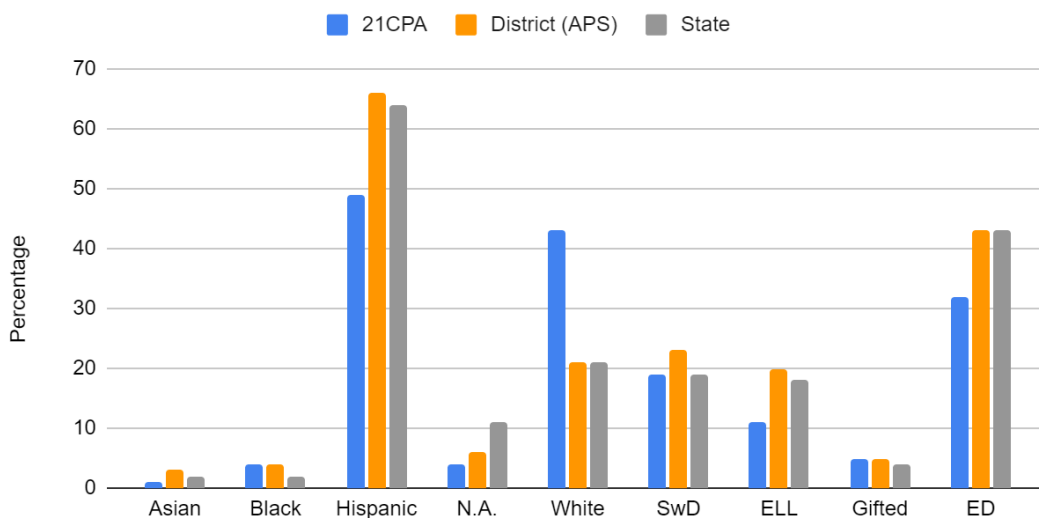
i. Each grade level is to arrange for no less than 18 OSIs (Out of School Instruction) through parental and community involvement, to be supported with documentation that verifies instructional purpose. Evidence may include lesson plans, OSI schedule and documentation, assignments related to the OSI, and the outcomes measured by the content teachers.

ii. Through lesson plans, teachers will demonstrate the use of data generated by the short cycle assessment to set achievement goals for the school, grade level, class and individual student. Testing data from each short cycle assessment will be provided and used as a guide for student improvement and to drive instruction.

iii. Teacher collaboration occurs daily through a one-hour team prep (with a second prep for classroom needs), monthly at staff professional development, and monthly at department collaboration meetings.

**Demographics as reported in STARS 2022-23 End of Year (EOY)**

Enrollment by Subgroup EOY 2022-23



Source: STARS Enrollment Subgroup Percentages with Averages

## Academic Performance

Academic Performance Framework Indicators	2022-23 Score (100 points possible)
1: State Accountability System: NMVistas Overall Score	72
2: Subgroup performance: high, middle, and low-performing quartiles	unavailable
3: School-specific Goals: if two goals, average of points on each	100
<b>Overall Academic Score: average of indicators 1 and 3</b>	<b>86</b>

### State Accountability System:

State and federal statute mandates accountability for all public schools. This section provides a snapshot of the school's academic performance according to data collected by the Public Education Department (PED) for the 2022-23 school year.

The New Mexico State Accountability System ([NMVISTAS](#)) gives every public school in the state an overall score. For 2022-23, NMVistas scored schools according to the following designations:

- School of Excellence: Schools performing in the top 10% of all schools on the NMVistas school index.
- Spotlight School: Schools performing in the next 15% of all schools on the NMVistas school index.
- Traditional School: Schools performing below the top 25% of schools and not designated for additional supports per the following designations.
- Targeted Support and Improvement School (TSI): Schools serving a student group that falls below the cutoff for CSI schools (described below).
- Additional Targeted Support and Improvement (ATSI): TSI schools serving a student group that is performing in the lowest 5% of all schools.
- Comprehensive Support School (CSI): Title I schools that are:
  - o performing in the lowest 5% of Title I schools in New Mexico as identified by the school index score;
  - o have an average four-year graduation rate less than or equal to 66.67% over the past three years;
  - o a Title I school that was previously identified as ATSI due to low performing subgroups that has not demonstrated sufficient improvement in those subgroups over 3 years; or
  - o the department may identify additional schools as CSI schools as deemed necessary.
- More Rigorous Intervention (MRI): Schools not exiting CSI status after 3 years receiving support.

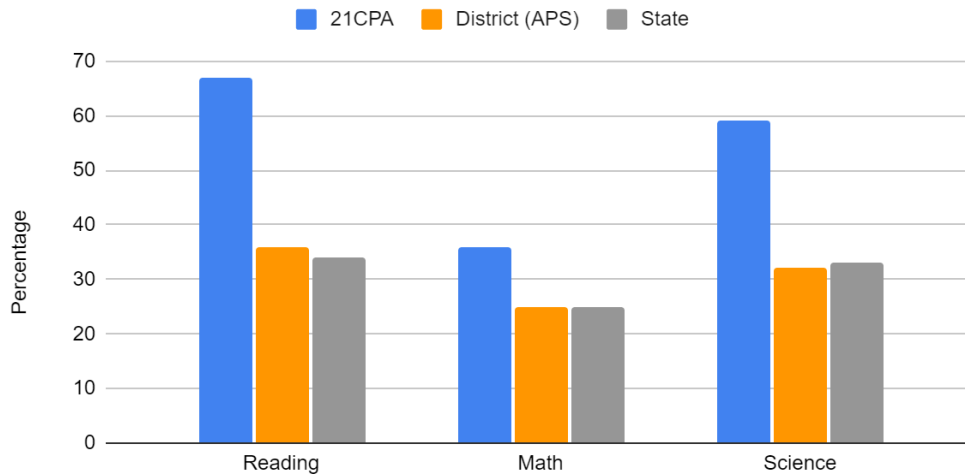
Details and criteria for each type of designation are provided on the [NMVISTAS](#) web page.

For the school year 2022-23, **21st Century Public Academy** received the designation of **Spotlight**.

## Proficiency

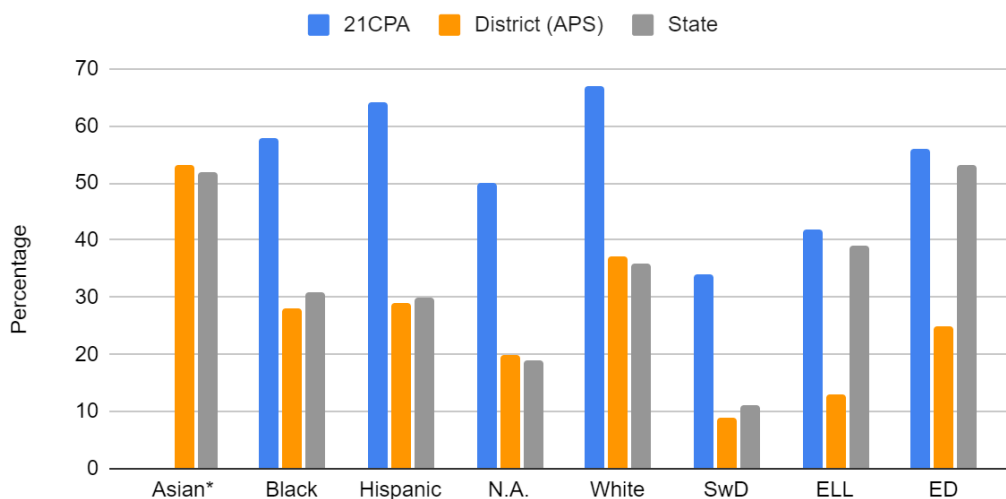
Because science is assessed only in grades 5, 8, and 11, schools that do not serve these grades do not have science proficiency data.

### Percent of Students Proficient in Core Subjects 2022-23



Source: NMVistas.org

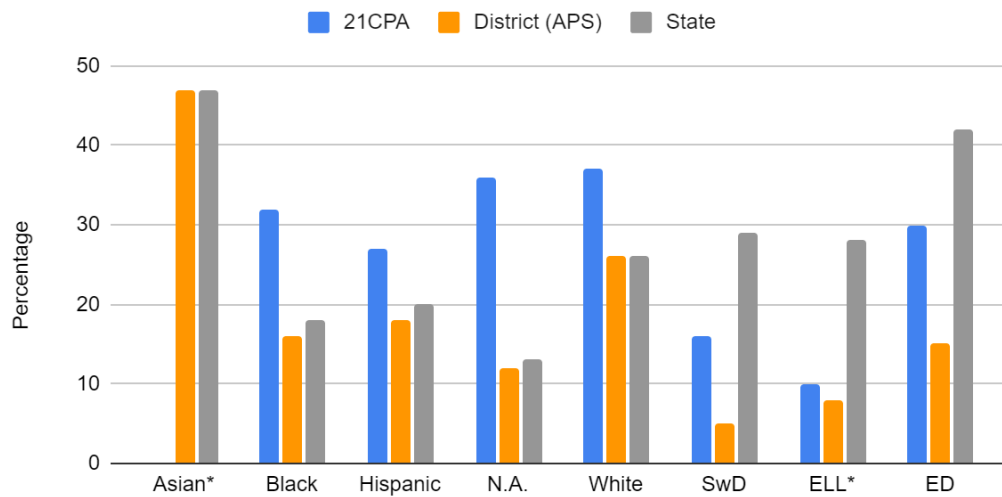
### Percent Proficient in Reading by Subgroup 2022-23



Source: NMVistas.org

**\*Note:** groups are masked due to population size.

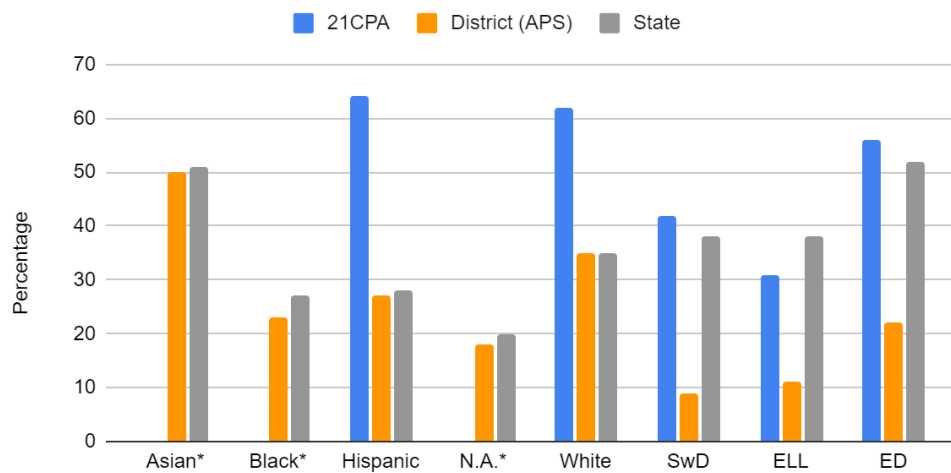
## Percent Proficient in Math by Subgroup 2022-23



Source: NMVistas.org

**\*Note:** groups are masked due to population size. English language learner population also masked,  $\leq 10\%$  in math.

## Percent Proficient in Science by Subgroup 2022-23

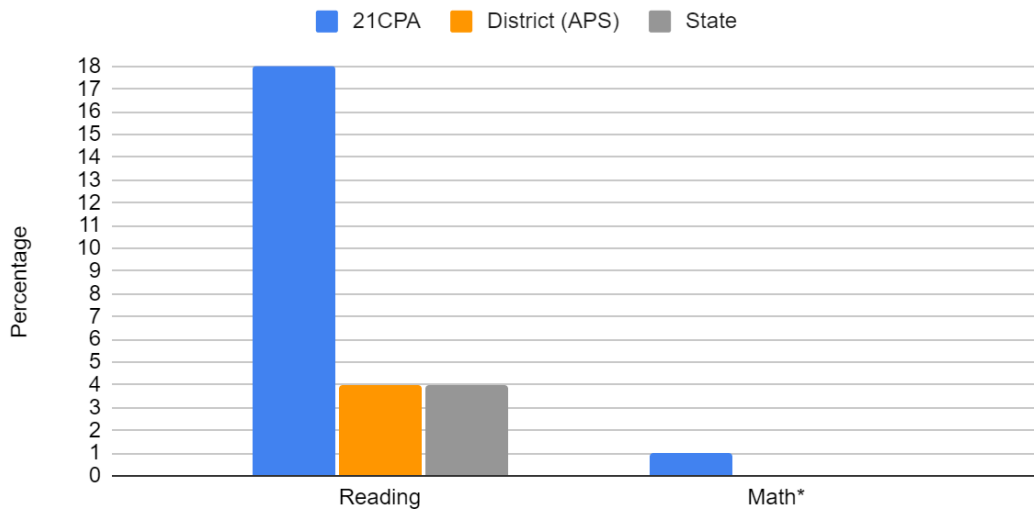


Source: NMVistas.org

**\*Note:** groups are masked due to population size.

## Improvement (Growth)

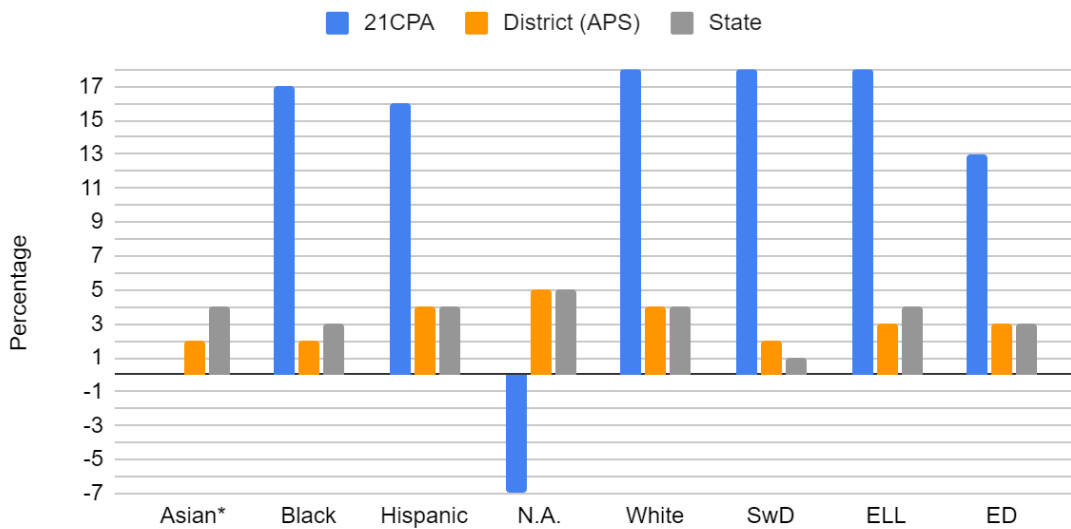
### Percent Growth for All Students (2021-22 to 2022-23)



Source: Assessment, Research, Evaluation, and Accountability Bureau of PED

**\*Note:** Math growth was 0% for the state and district for SY2023.

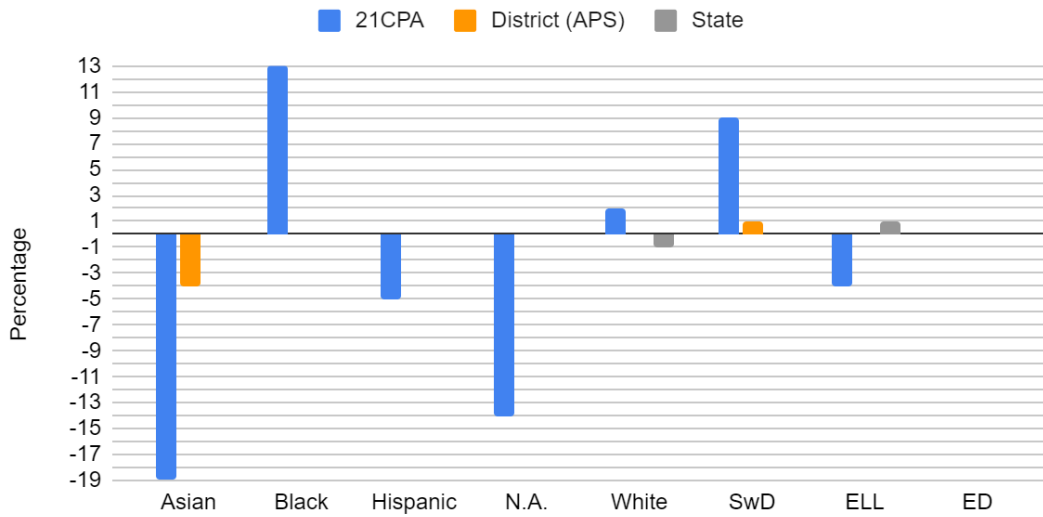
### ELA Percent Growth by Subgroup (2021-22 to 2022-23)



Source: Assessment, Research, Evaluation, and Accountability Bureau of PED

**\*Note:** groups are masked due to population size.

## Math Percent Growth by Subgroup (2021-22 to 2022-23)



Source: Assessment, Research, Evaluation, and Accountability Bureau of PED

**English Learner Progress (NMVistas):  $\leq 10\%$  (masked due to population size)**

### Mission-Specific Goals

**Goal 1:** 75% of the students, enrolled on the 40th and 120th day, will complete at least 18 OSIs and earn a minimum of a 3 on the RACED writing OSI Assignment Rubric on the final assignment for the year.

Performance Level	Target	Points
Exceeds Standard	85-100% of the students, enrolled on the 40th and 120th day, will complete at least 18 OSIs and earn a minimum of a 3 on the RACED writing OSI Assignment Rubric on the final assignment for the year.	100
Meets Standard	75-84% of the students, enrolled on the 40th and 120th day, will complete at least 18 OSIs and earn a minimum of a 3 on the RACED writing OSI Assignment Rubric on the final assignment for the year.	75
Does Not Meet Standard	51-74% of the students, enrolled on the 40th and 120th day, will	25

	complete at least 18 OSIs and earn a minimum of a 3 on the RACED writing OSI Assignment Rubric on the final assignment for the year.	
Falls Far Below Standard	Less than 51% of the students, enrolled on the 40th and 120th day, will complete at least 18 OSIs and earn a minimum of a 3 on the RACED writing OSI Assignment Rubric on the final assignment for the year.	0

**Rating: Exceeds Standard** 87.77% attainment (18 OSIs completed by MS; 10 OSIs completed by ELE)- **100 pts.**

## Organizational and Financial Performance Framework

**2022-23 Overall Rating: Meets Standard**

Pursuant to the [PEC Performance Framework and Accountability System](#), schools receive ratings of **Meets Standard**, **Working to Meet Standard**, or **Does Not Meet Standard** for individual indicators in the framework. Explanations for any rating other than Meets Standard are provided below.

The school also receives an overall rating of either **Meets Standard** or **Does Not Meet Standard** for the year. If a school receives a **Does Not Meet Standard** rating for three or more indicators, it will receive an overall rating of **Does Not Meet Standard**.

If a school receives a **Does Not Meet Standard** rating, on any indicator, the CSD and PEC may conduct a closer review the following year on that indicator, and/or the PEC may require the school to submit a corrective action plan in order to specify actions and a timeline to correct the performance deficiency.

A school may receive a **Working to Meet Standard** rating on multiple indicators and still receive an overall rating of **Meets Standard**. If a school receives this rating across multiple years, the CSD and PEC may conduct a closer review the following year on that indicator, and the school will need to address the issue in its renewal application at the end of its charter term.



21st Century Public Academy	2020-21	2021-22	2022-23
<b>Organizational and Financial Performance</b>			
1a Mission and Educational Program	Meets Standard	Meets Standard	Meets Standard
1b State Assessment Requirements	Not Reviewed	Working to Meet Standard	Pending
1c Rights of Students with Disabilities	Meets Standard	Meets Standard	Meets Standard
1d Rights of English Learners	Working to Meet Standard	Meets Standard	Meets Standard
1e Meeting Program Requirements	Assurances	Meets Standard	Meets Standard
1f NM DASH Plan	N/A	N/A	Meets Standard
2a Financial Reporting and Compliance	N/A	Meets Standard	Working to Meet Standard
2b Accounting Principles	N/A	Meets Standard	Meets Standard
2c Responsive to Audit Findings	N/A	Meets Standard	Meets Standard
2d Managing Grant Funds	N/A	Meets Standard	Meets Standard
2e Staffing for Fiscal Management	N/A	Meets Standard	Meets Standard
2f Internal Controls	Meets Standard	Meets Standard	Meets Standard
3a Governance Requirements	Meets Standard	Meets Standard	Meets Standard
3b Nepotism, Conflict of Interest	Assurances	Meets Standard	Meets Standard
3c Reporting Requirements	Assurances	Meets Standard	Working to Meet Standard
4a Rights of All Students	Assurances	Meets Standard	Meets Standard
4b Attendance and Retention	Meets Standard	Working to Meet Standard	Meets Standard
4c Staff Credentialing	Meets Standard	Meets Standard	Meets Standard
4d Employee Rights	Assurances	Meets Standard	Meets Standard
4e Background Checks, Ethics	Assurances	Meets Standard	Meets Standard
5a Facilities	Assurances	Meets Standard	Meets Standard
5b Transportation	Assurances	Meets Standard	Meets Standard
5c Health and Safety	Assurances	Meets Standard	Meets Standard
5d Handling Information	Assurances	Meets Standard	Meets Standard

### Explanation of 2022-23 Indicator Ratings

2.a. Q4 almost one month late, pending correction needed with School Budget Bureau.

3.c. One governing board change amendment submitted late.

### Site Visit Attendees

Friday, March 31, 2023

**CSD Team:** Lucy Valenzuela (Lead), Ruby James, and Kimberly Gonzales

**School Leadership:** Mary Tarango, Head Administrator

**Governing Board:** Vicente Vargas, Gary Boyd, and Lora Sedore