



STATE OF NEW MEXICO  
PUBLIC EDUCATION DEPARTMENT  
300 DON GASPAR  
SANTA FE, NEW MEXICO 87501-2786  
Telephone (505) 827-5800  
[www.ped.state.nm.us](http://www.ped.state.nm.us)

ARSENIO ROMERO, Ph.D.  
SECRETARY OF EDUCATION

MICHELLE LUJAN GRISHAM  
GOVERNOR

**Charter Schools Division  
2022-23 Annual Report  
February 2, 2024**

**School Name:** Monte del Sol Charter School

**School Address:** 4157 Walking Rain Road Santa Fe, NM 87507

**Head Administrator:** Dr. Zoe Nelsen

**Governing Board Chair:** Peter Mitchell

**Business Manager:** Elizabeth Franco

**Authorized Grade Levels:** 7-12

**Grade Levels Served:** 7-12

**Authorized Enrollment Cap:** 380 (Enrollment Cap Increase Approved -5/20/22)

**2022-23 End of Year Enrollment:** 356

**Contract Term:** 2020-2025

**Waivers:** none

**Mission:**

Monte de Sol Charter School educates and inspires Santa Fe's diverse population in grades 7 through 12, by building strong relationships and creatively engaging the local and global community.

**Educational Program:**

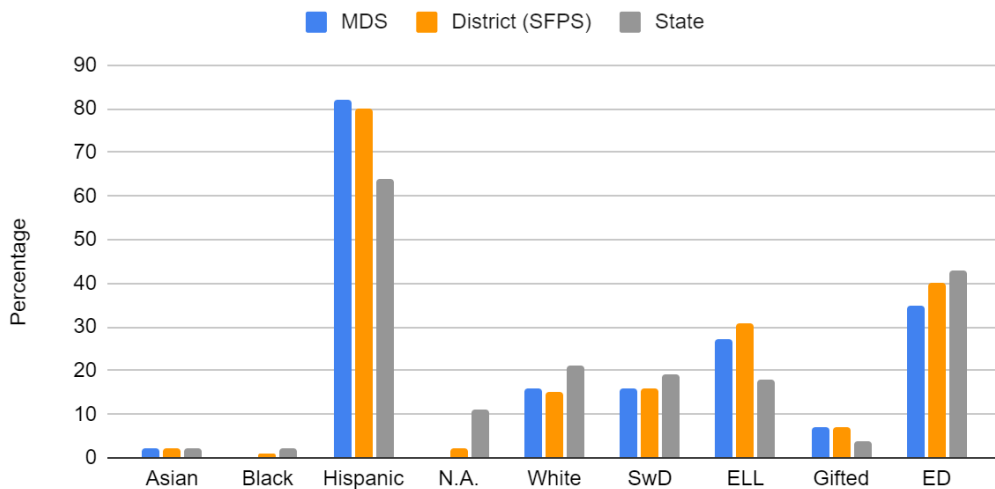
Monte del Sol Charter School's mission has four pillars - community, environmental sustainability, global literacy and arts integration.

The school:

- provides a small school so each individual is known;
- acknowledges and celebrates the diversity of its members and the community as evidenced by visual displays, guest speakers, group gatherings, and curricula;
- connects students with adult community members through the mentorship program; fosters awareness of the world through international trips, student exchanges, special events and curricula;
- engages students in the arts through events, activities, and curricula; and teaches the importance of environmental sustainability in our curricula and through participation in the garden and greenhouse.

**Demographics as reported in STARS 2022-23 End of Year (EOY)**

Enrollment by Subgroup EOY 2022-23



Source: STARS Enrollment Subgroup Percentages with Averages

**Academic Performance**

Academic Performance Framework Indicators	2022-23 Score (100 points possible)
1: State Accountability System: NMVistas Overall Score	62
2: Subgroup performance: high, middle, and low-performing quartiles	unavailable
3: School-specific Goals: if two goals, average of points on each	75
<b>Overall Academic Score: average of indicators 1 and 3</b>	<b>68.5</b>

## State Accountability System:

State and federal statute mandates accountability for all public schools. This section provides a snapshot of the school's academic performance according to data collected by the Public Education Department (PED) for the 2022-23 school year.

The New Mexico State Accountability System ([NMVISTAS](#)) gives every public school in the state an overall score. For 2022-23, NMVistas scored schools according to the following designations:

- School of Excellence: Schools performing in the top 10% of all schools on the NMVistas school index.
- Spotlight School: Schools performing in the next 15% of all schools on the NMVistas school index.
- Traditional School: Schools performing below the top 25% of schools and not designated for additional supports per the following designations.
- Targeted Support and Improvement School (TSI): Schools serving a student group that falls below the cutoff for CSI schools (described below).
- Additional Targeted Support and Improvement (ATSI): TSI schools serving a student group that is performing in the lowest 5% of all schools.
- Comprehensive Support School (CSI): Title I schools that are:
  - o performing in the lowest 5% of Title I schools in New Mexico as identified by the school index score;
  - o have an average four-year graduation rate less than or equal to 66.67% over the past three years;
  - o a Title I school that was previously identified as ATSI due to low performing subgroups that has not demonstrated sufficient improvement in those subgroups over 3 years; or
  - o the department may identify additional schools as CSI schools as deemed necessary.
- More Rigorous Intervention (MRI): Schools not exiting CSI status after 3 years receiving support.

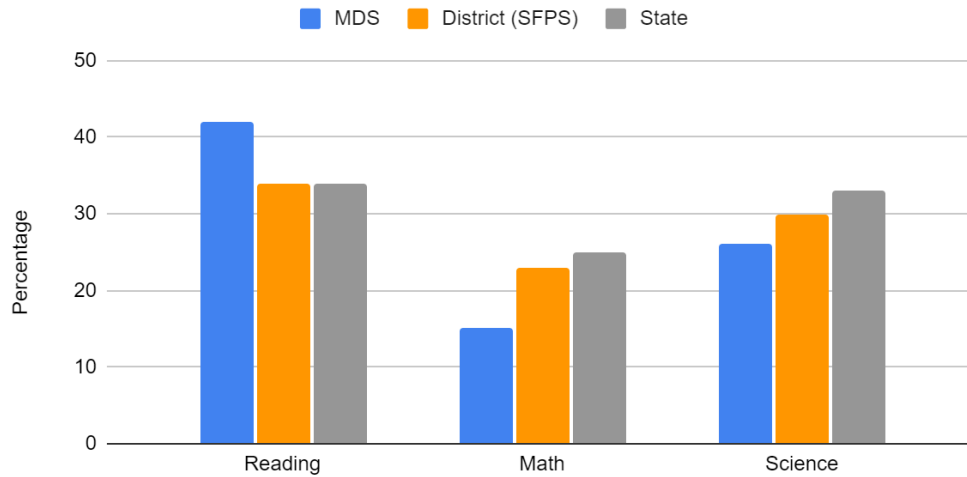
Details and criteria for each type of designation are provided on the [NMVISTAS](#) web page.

For the school year 2022-23, **Monte del Sol Charter School** received a designation of **Traditional**.

## Proficiency

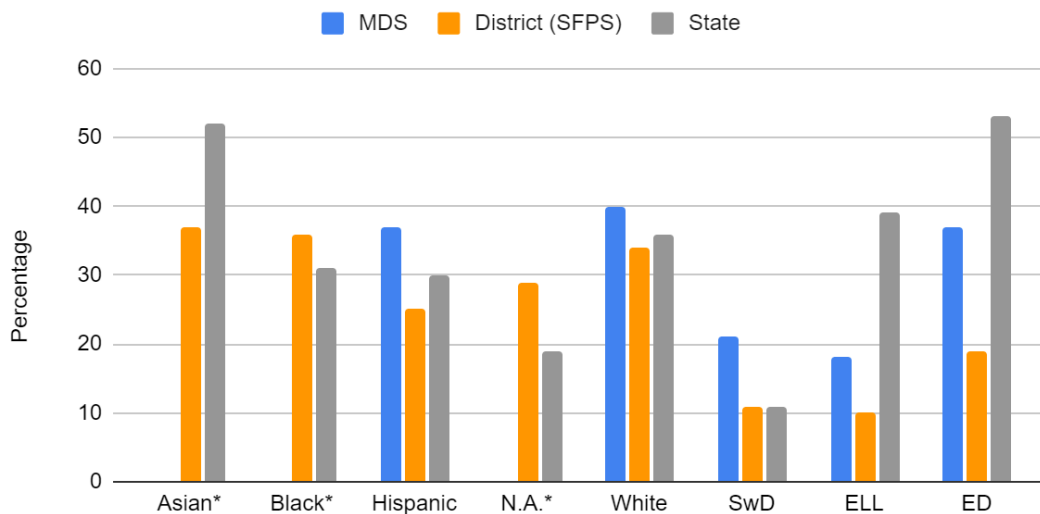
Because science is assessed only in grades 5, 8, and 11, schools that do not serve these grades do not have science proficiency data.

## Percent of Students Proficient in Core Subjects 2022-23



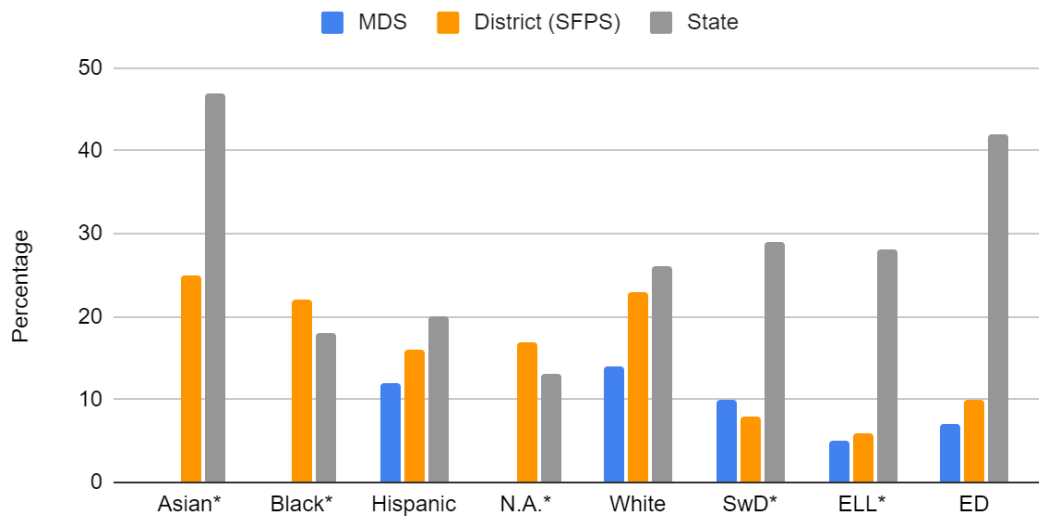
Source: NMVistas.org

## Percent Proficient in Reading by Subgroup 2022-23



Source: NMVistas.org

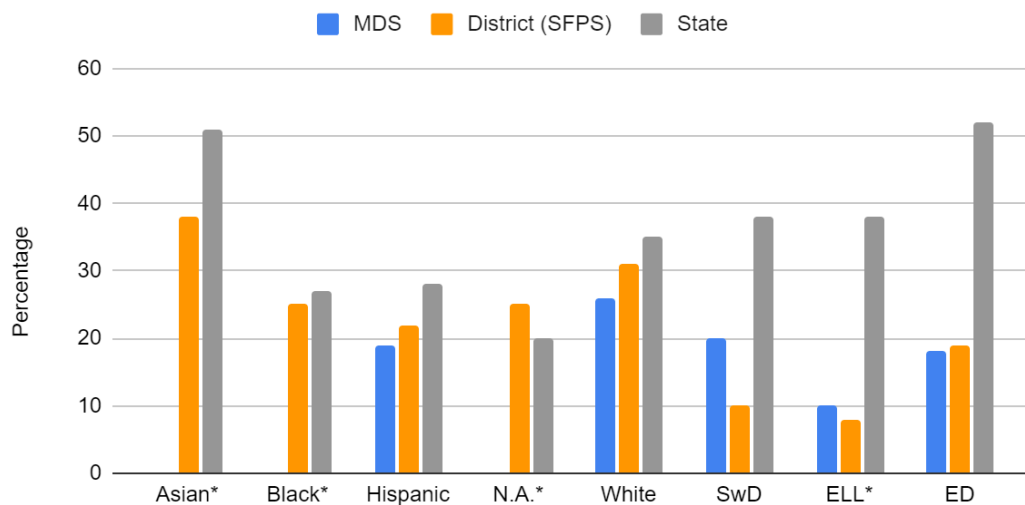
## Percent Proficient in Math by Subgroup 2022-23



Source: NMVistas.org

**\*Note:** groups are masked due to population size. Populations also masked, students with disabilities  $\leq 10\%$  ; English language learners  $\leq 5\%$ .

## Percent Proficient in Science by Subgroup 2022-23

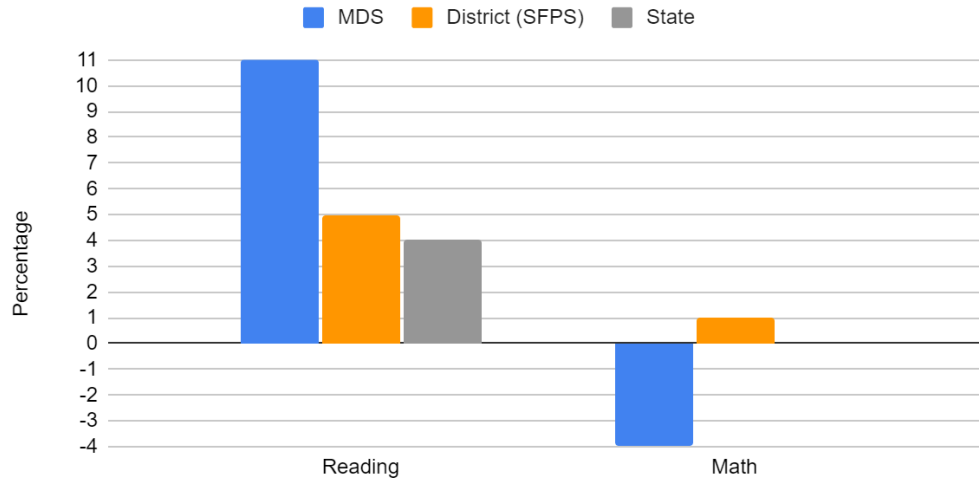


Source: NMVistas.org

**\*Note:** groups are masked due to population size. English language learner population is also masked,  $\leq 10\%$  in science.

## Improvement (Growth)

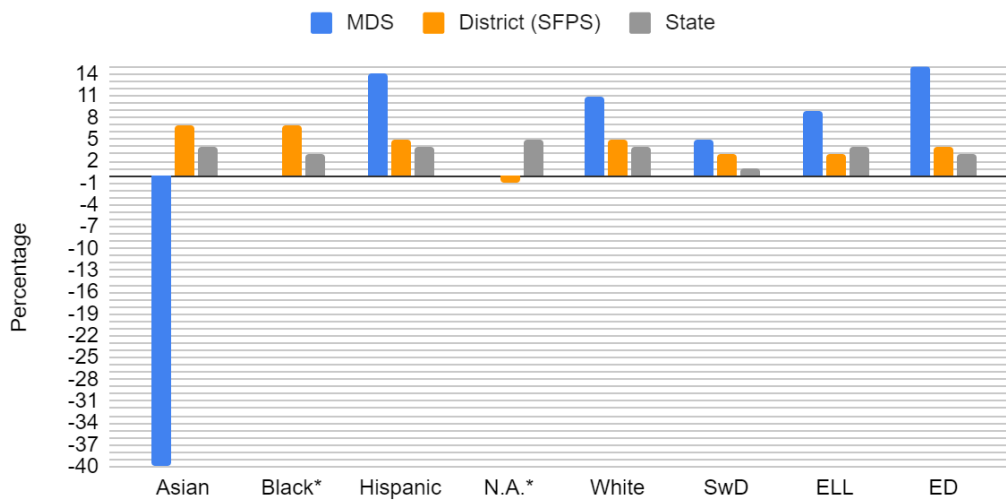
Percent Growth for All Students (2021-22 to 2022-23)



Source: Assessment, Research, Evaluation, and Accountability Bureau of PED

**\*Note:** Math growth was 0% for the state for SY2023.

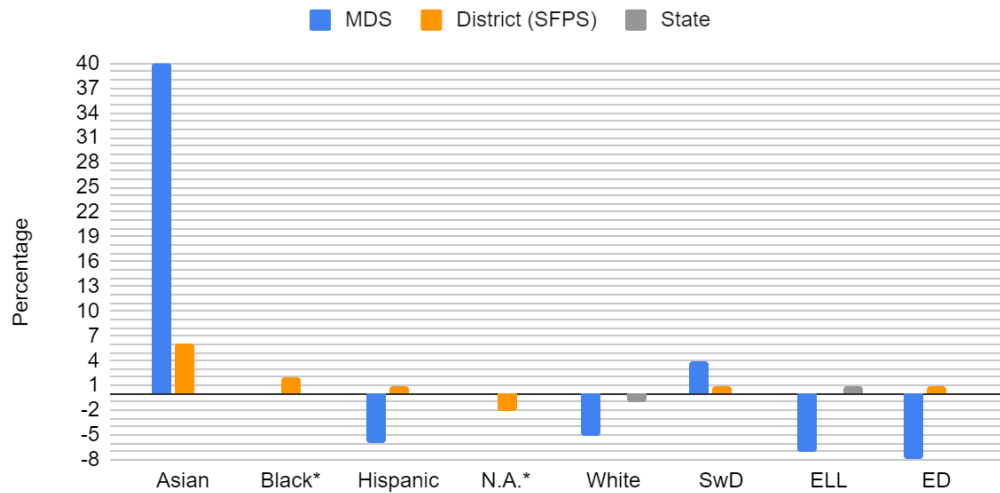
ELA Percent Growth by Subgroup (2021-22 to 2022-23)



Source: Assessment, Research, Evaluation, and Accountability Bureau of PED

**\*Note:** groups are masked due to population size.

## Math Percent Growth by Subgroup (2021-22 to 2022-23)



Source: Assessment, Research, Evaluation, and Accountability Bureau of PED

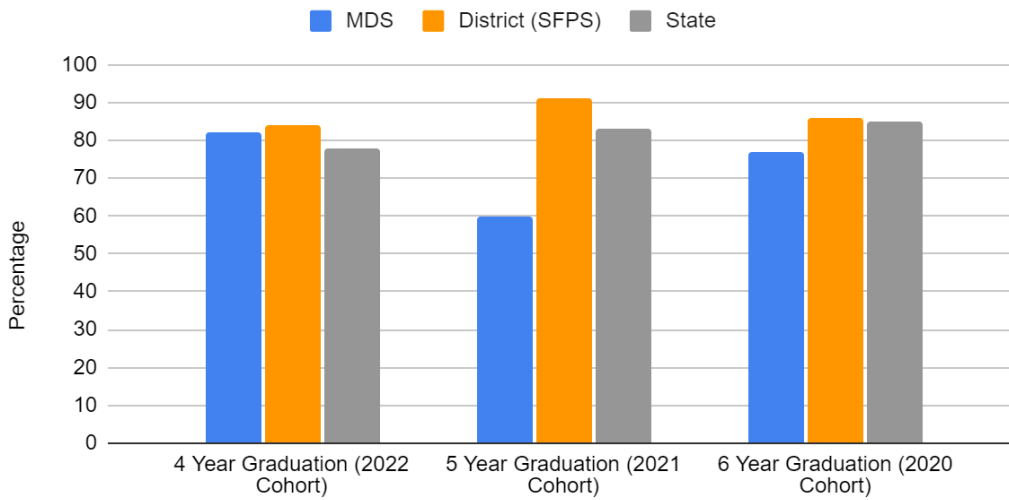
**\*Note:** groups are masked due to population size.

### English Learner Progress (NMVistas): $\leq 5\%$

### High School Graduation

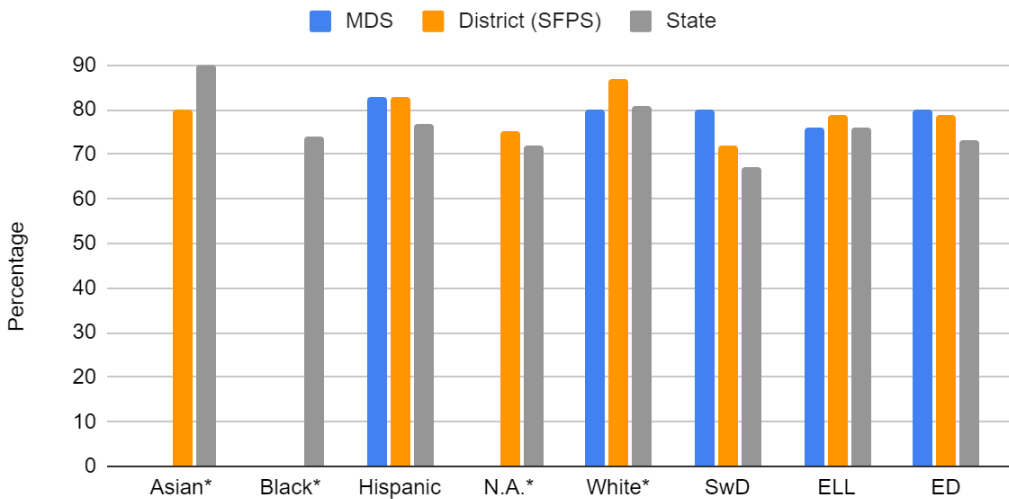
Data refer to prior year cohorts, with the most recent 4-year graduation data available for the 2022 graduation cohort, 5-year data for the 2021 cohort, and 6-year data for the 2020 cohort. The 4-year, 5-year, and 6-year graduation rates for these years are provided with comparative data for the state and district. The 4-year rate is then disaggregated by ethnicity and student group.

## High School Graduation



Source: NMVistas.org

## 4-Year Graduation by Subgroup



Source: NMVistas.org

**\*Note:** groups are masked due to population size.

### Mission-Specific Goals

**Goal 1:** 60-74% of Monte del Sol students in grades 7-8, enrolled on both the 40th and 120th day, will successfully complete a mission portfolio with a passing grade, based on the portfolio rubric, and 75-84% of Monte del Sol students in grades 9-12, enrolled on both the 40th and 120th day, will successfully complete a mission portfolio, formal presentation, and reflection with a passing grade,



based on the portfolio rubric, with at least 10% of students achieving a ‘Pass with Distinction’.

Performance Level	Target	Points
Exceeds Standard	75% or more of Monte del Sol students in grades 7-8, enrolled on both the 40th and 120th day, will successfully complete a mission portfolio with a passing grade, based on the portfolio rubric, and 85% or more of Monte del Sol students in grades 9-12, enrolled on both the 40th and 120th day, will successfully complete a mission portfolio, formal presentation, and reflection with a passing grade, based on the portfolio rubric, with at least 10% of students achieving a ‘Pass with Distinction’.	100
Meets Standard	60-74% of Monte del Sol students in grades 7-8, enrolled on both the 40th and 120th day, will successfully complete a mission portfolio with a passing grade, based on the portfolio rubric, and 75-84% of Monte del Sol students in grades 9-12, enrolled on both the 40th and 120th day, will successfully complete a mission portfolio, formal presentation, and reflection with a passing grade, based on the portfolio rubric, with at least 10% of students achieving a ‘Pass with Distinction’.	75
Does Not Meet Standard	50-59% of Monte del Sol students in grades 7-8, enrolled on both the 40th and 120th day, will successfully complete a mission portfolio with a passing grade, based on the portfolio rubric, and 60-74% of Monte del Sol students in grades 9-12, enrolled on both the 40th and 120th day, will successfully complete a mission portfolio, formal presentation, and reflection with a passing grade, based on the portfolio rubric, with at least 10% of students achieving a ‘Pass with Distinction’.	25
Falls Far Below Standard	Less than 50% of Monte del Sol students in grades 7-8, enrolled on both the 40th and 120th day, will successfully complete a mission portfolio with a passing grade, based on the portfolio rubric, and Less than 60% of Monte del Sol students in grades 9-12, enrolled on both the 40th and 120th day, will successfully complete a mission portfolio, formal presentation, and reflection with a passing grade, based on the portfolio rubric, with at least 10% of students achieving a ‘Pass with Distinction’.	0

**Rating: Meets Standard-** 90% attainment for 7-8 students and 80% attainment for 9-12 students- **75 pts.**

## Organizational and Financial Performance Framework

**2022-23 Overall Rating: Does Not Meet Standard**

Pursuant to the [PEC Performance Framework and Accountability System](#), schools receive ratings of **Meets Standard**, **Working to Meet Standard**, or **Does Not Meet Standard** for individual indicators in the framework. Explanations for any rating other than Meets Standard are provided below.

The school also receives an overall rating of either **Meets Standard** or **Does Not Meet Standard** for the year. If a school receives a **Does Not Meet Standard** rating for three or more indicators, it will receive an overall rating of **Does Not Meet Standard**.

If a school receives a **Does Not Meet Standard** rating, on any indicator, the CSD and PEC may conduct a closer review the following year on that indicator, and/or the PEC may require the school to submit a corrective action plan in order to specify actions and a timeline to correct the performance deficiency.

A school may receive a **Working to Meet Standard** rating on multiple indicators and still receive an overall rating of **Meets Standard**. If a school receives this rating across multiple years, the CSD and PEC may conduct a closer review the following year on that indicator, and the school will need to address the issue in its renewal application at the end of its charter term.

Monte del Sol Charter School	2020-21	2021-22	2022-23
<b>Organizational and Financial Performance</b>			
1a Mission and Educational Program	Meets Standard	Meets Standard	Meets Standard
1b State Assessment Requirements	Not Reviewed	Meets Standard	Meets Standard
1c Rights of Students with Disabilities	Meets Standard	Meets Standard	Meets Standard
1d Rights of English Learners	Working to Meet Standard	Meets Standard	Meets Standard
1e Meeting Program Requirements	Assurances	Meets Standard	Meets Standard
1f NM DASH Plan	N/A	Meets Standard	Meets Standard
2a Financial Reporting and Compliance	Working to Meet Standard	Meets Standard	Does Not Meet Standard
2b Accounting Principles	Does Not Meet Standard	Does Not Meet Standard	Meets Standard
2c Responsive to Audit Findings	Does Not Meet Standard	Does Not Meet Standard	Does Not Meet Standard
2d Managing Grant Funds	Meets Standard	Working to Meet Standard	Does Not Meet Standard
2e Staffing for Fiscal Management	Meets Standard	Meets Standard	Meets Standard
2f Internal Controls	Meets Standard	Does Not Meet Standard	Meets Standard
3a Governance Requirements	Working to Meet Standard	Meets Standard	Meets Standard
3b Nepotism, Conflict of Interest	Assurances	Meets Standard	Meets Standard
3c Reporting Requirements	Assurances	Does Not Meet Standard	Working to Meet Standard
4a Rights of All Students	Assurances	Working to Meet Standard	Meets Standard
4b Attendance and Retention	Meets Standard	Meets Standard	Working to Meet Standard
4c Staff Credentialing	Working to Meet Standard	Meets Standard	Working to Meet Standard
4d Employee Rights	Assurances	Meets Standard	Meets Standard
4e Background Checks, Ethics	Assurances	Meets Standard	Meets Standard
5a Facilities	Assurances	Meets Standard	Meets Standard
5b Transportation	Assurances	Meets Standard	Meets Standard
5c Health and Safety	Assurances	Meets Standard	Does Not Meet Standard
5d Handling Information	Assurances	Meets Standard	Meets Standard

### Explanation of 2022-23 Indicator Ratings

- 2.a. Q1 over 2 months late, Q2 >2 months late, Q3>3 months late, Q4>2 months late.
- 2.c. FY22 audit reflects two repeat findings 2022-001 from 2019-003 and 2022-002 from 2018-001.
- 2.d. 51.44% of CY% remaining in SY22-23. Five funds reverted 100%.
- 3.c. One late governing body change amendment.
- 4.b. EOY: Attendance rate is 94% (**Attendance rate must be 95%**).
- 4.c. Licensure discrepancies not resolved at end of school year.

5.c. School did not provide an update on immunization records by January 8, 2024.

**Site Visit Attendees**

Monday, February 27, 2023

**CSD Team:** Samantha Samioel (Lead), Rachel Stofocik, Kyle Wood, Melissa Brown, and Kimberly Gonzales

**School Leadership:** Dr. Zoe Nelsen, Head Administrator

**Governing Board:** Robert Jenkins, Lisa Bye, and Anne Salzman