



STATE OF NEW MEXICO  
PUBLIC EDUCATION DEPARTMENT  
300 DON GASPAR  
SANTA FE, NEW MEXICO 87501-2786  
Telephone (505) 827-5800  
[www.ped.state.nm.us](http://www.ped.state.nm.us)

ARSENIO ROMERO, Ph.D.  
SECRETARY OF EDUCATION

MICHELLE LUJAN GRISHAM  
GOVERNOR

**Charter Schools Division  
2022-23 Annual Report  
Revised: February 9, 2024**

**School Name:** McCurdy Charter School

**School Address:** 515 Camino Arbolera Española, NM 87532

**Head Administrator:** Sarah Tario

**Governing Board Chair:** Chris Martinez

**Business Manager:** Deanna Mooney

**Authorized Grade Levels:** K-12

**Grade Levels Served:** K-12

**Authorized Enrollment Cap:** 584

**2022-23 End of Year Enrollment:** 535

**Contract Term:** 2022-2027 (with conditions)

**Mission:**

The mission of the McCurdy Charter School (MCS) is to provide a safe learning environment for the students of Northern New Mexico: an environment that recognizes that education is rooted in academic excellence and achievement, character development and awareness, and community engagement and leadership.

**Educational Program:**

i. The McCurdy Charter School educational philosophy integrates academic, character and community elements through the Core Knowledge curriculum in grades K-5 and

inquiry-based learning, including the Paideia methodology of Socratic discussion in grades 6-12, both of which are aligned with New Mexico Common Core State Standards.

ii. All students will participate in a designated character development, anti-bullying, and social-emotional learning curriculum on a monthly basis, at a minimum.

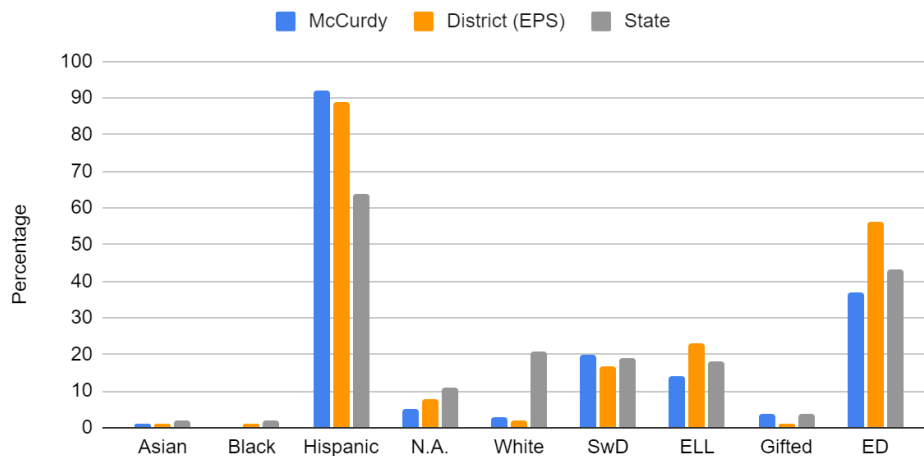
iii. Students in every grade level will complete one classroom-based service learning project each semester. All graduating seniors will have successfully completed a one credit hour service learning course.

iv. The school will offer co-curricular activities, including athletics through the New Mexico Activities Association.

v. The school implements a family engagement program to encourage family participation in the school community.

**Demographics as reported in STARS 2022-23 End of Year (EOY)**

Enrollment by Subgroup EOY 2022-23



Source: STARS Enrollment Subgroup Percentages with Averages

## Academic Performance

Academic Performance Framework Indicators	2022-23 Score (100 points possible)
1: State Accountability System: NMVistas Overall Score	56
2: Subgroup performance: high, middle, and low-performing quartiles	unavailable
3: School-specific Goals: if two goals, average of points on each	25
<b>Overall Academic Score: average of indicators 1 and 3</b>	<b>41</b>

### State Accountability System:

State and federal statute mandates accountability for all public schools. This section provides a snapshot of the school's academic performance according to data collected by the Public Education Department (PED) for the 2022-23 school year.

The New Mexico State Accountability System ([NMVISTAS](#)) gives every public school in the state an overall score. For 2022-23, NMVistas scored schools according to the following designations:

- School of Excellence: Schools performing in the top 10% of all schools on the NMVistas school index.
- Spotlight School: Schools performing in the next 15% of all schools on the NMVistas school index.
- Traditional School: Schools performing below the top 25% of schools and not designated for additional supports per the following designations.
- Targeted Support and Improvement School (TSI): Schools serving a student group that falls below the cutoff for CSI schools (described below).
- Additional Targeted Support and Improvement (ATSI): TSI schools serving a student group that is performing in the lowest 5% of all schools.
- Comprehensive Support School (CSI): Title I schools that are:
  - o performing in the lowest 5% of Title I schools in New Mexico as identified by the school index score;
  - o have an average four-year graduation rate less than or equal to 66.67% over the past three years;
  - o a Title I school that was previously identified as ATSI due to low performing subgroups that has not demonstrated sufficient improvement in those subgroups over 3 years; or
  - o the department may identify additional schools as CSI schools as deemed necessary.
- More Rigorous Intervention (MRI): Schools not exiting CSI status after 3 years receiving support.

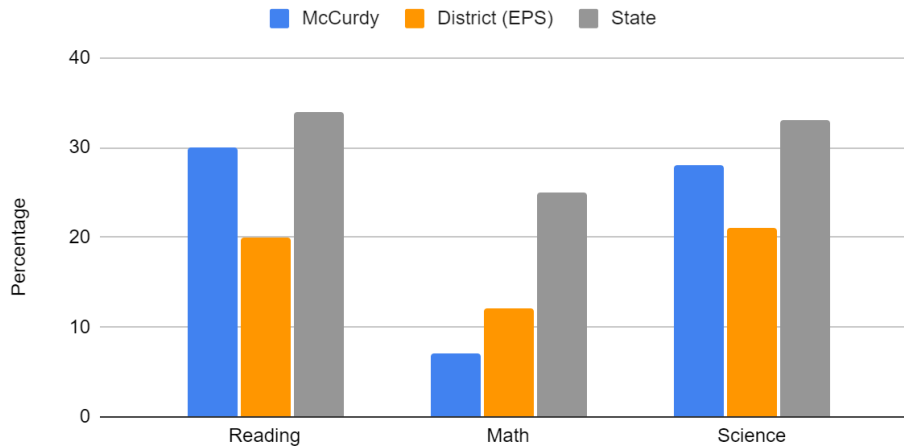
Details and criteria for each type of designation are provided on the [NMVISTAS](#) web page.

For the school year 2022-23, **McCurdy Charter School** received a designation of **Traditional School**.

## Proficiency

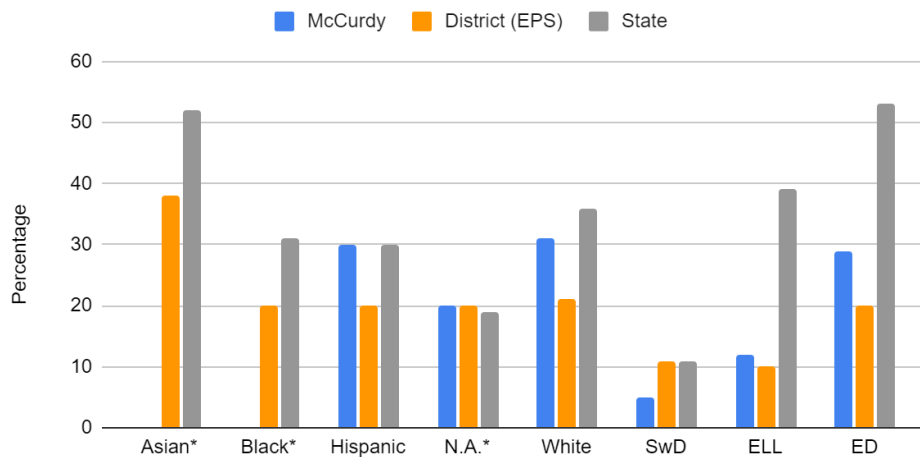
Because science is assessed only in grades 5, 8, and 11, schools that do not serve these grades do not have science proficiency data.

Percent of Students Proficient in Core Subjects 2022-23



Source: NMVistas.org

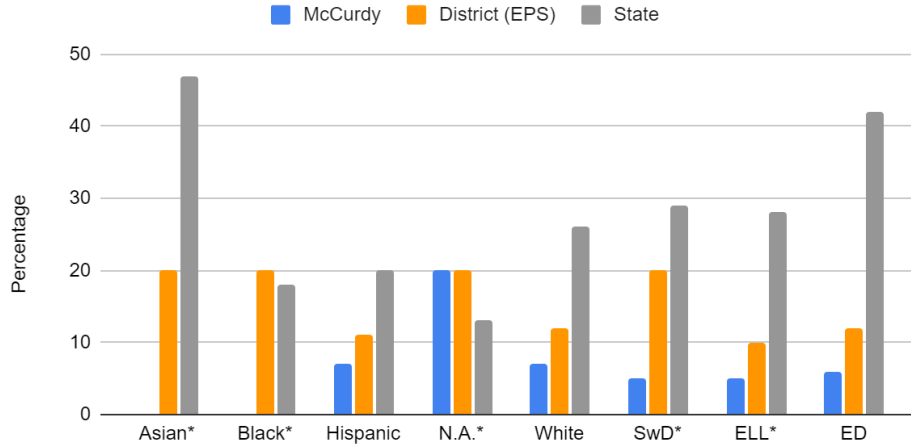
Percent Proficient in Reading by Subgroup 2022-23



Source: NMVistas.org

**\*Note:** groups are masked due to population size, and/or some groups are not represented in the school. The school's Native American population is also masked:  $\leq 20\%$  in reading. The district's Black and Native American populations are masked:  $\leq 20\%$ ; and district's English Language Learners:  $\leq 10\%$ .

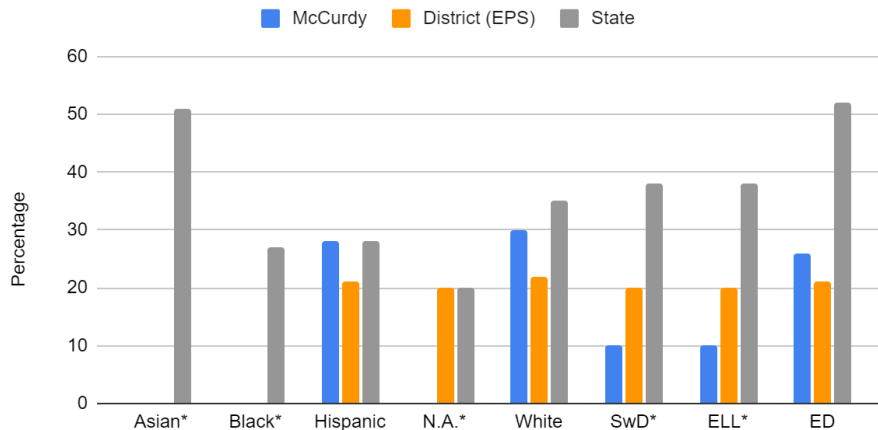
### Percent Proficient in Math by Subgroup 2022-23



Source: NMVistas.org

**\*Note:** groups are masked due to population size, and/or some groups are not represented in the school. The school’s Native American population is also masked:  $\leq 20\%$  in math; and Students with Disabilities and English Language Learners at  $\leq 5\%$ . The district’s Asian, Black, Native American, and Students with Disabilities are masked:  $\leq 20\%$ ; and district’s English Language Learners:  $\leq 10\%$ .

### Percent Proficient in Science by Subgroup 2022-23

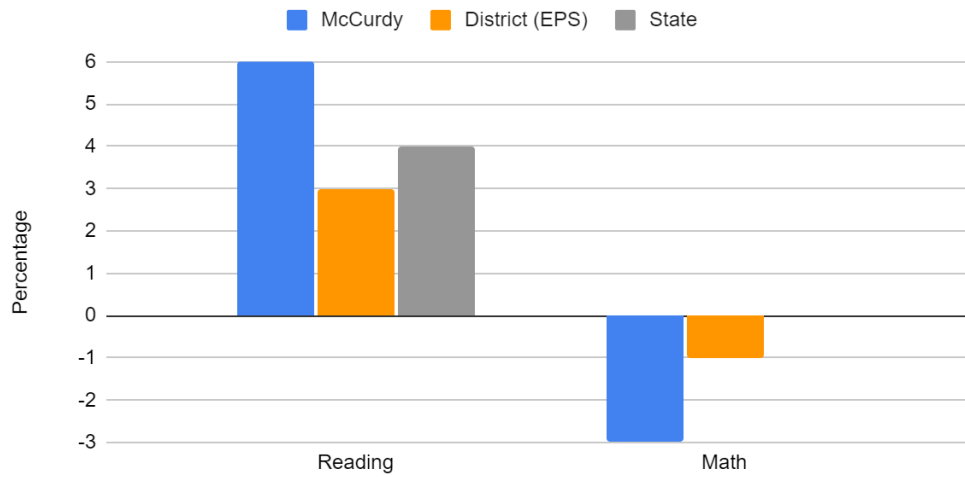


Source: NMVistas.org

**\*Note:** groups are masked due to population size, and/or some groups are not represented in the school. District Native American, Students with Disabilities, and English Language Learners are also masked,  $\leq 20\%$  in science.

## Improvement (Growth)

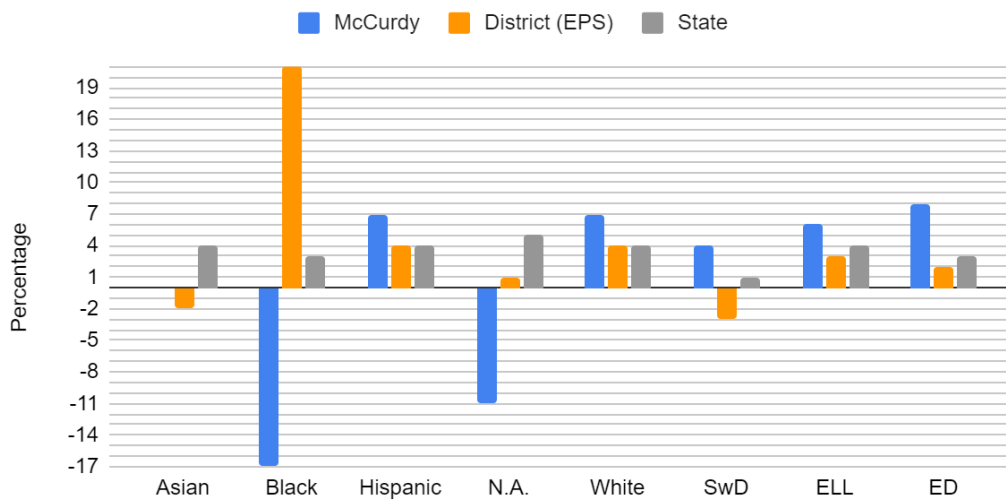
Percent Growth for All Students (2021-22 to 2022-23)



Source: Assessment, Research, Evaluation, and Accountability Bureau of PED

**\*Note:** Math growth was 0% for the state for SY2023.

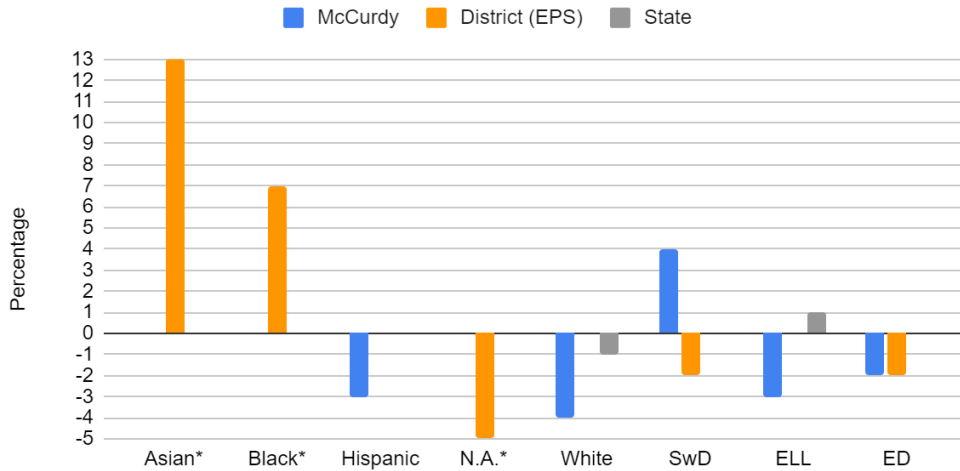
ELA Percent Growth by Subgroup (2021-22 to 2022-23)



Source: Assessment, Research, Evaluation, and Accountability Bureau of PED

**\*Note:** groups are masked due to population size.

## Math Percent Growth by Subgroup (2021-22 to 2022-23)



Source: Assessment, Research, Evaluation, and Accountability Bureau of PED

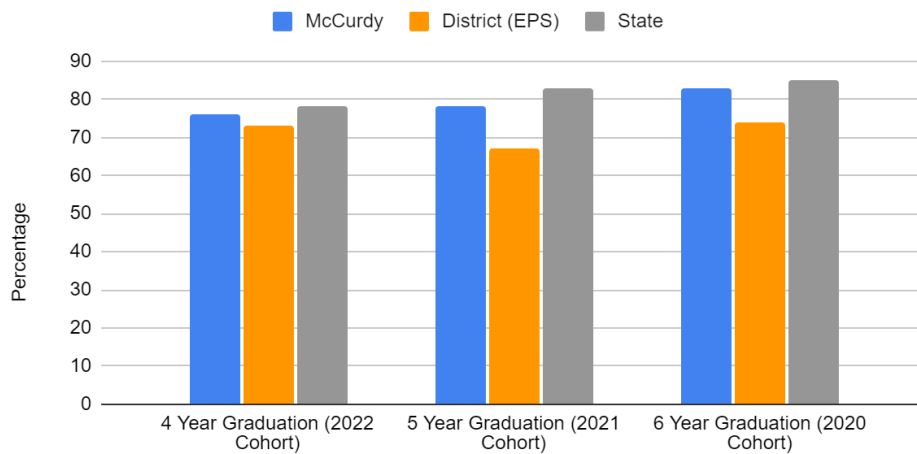
**\*Note:** groups are masked due to population size.

### English Learner Progress (NMVistas): $\leq 5\%$

### High School Graduation

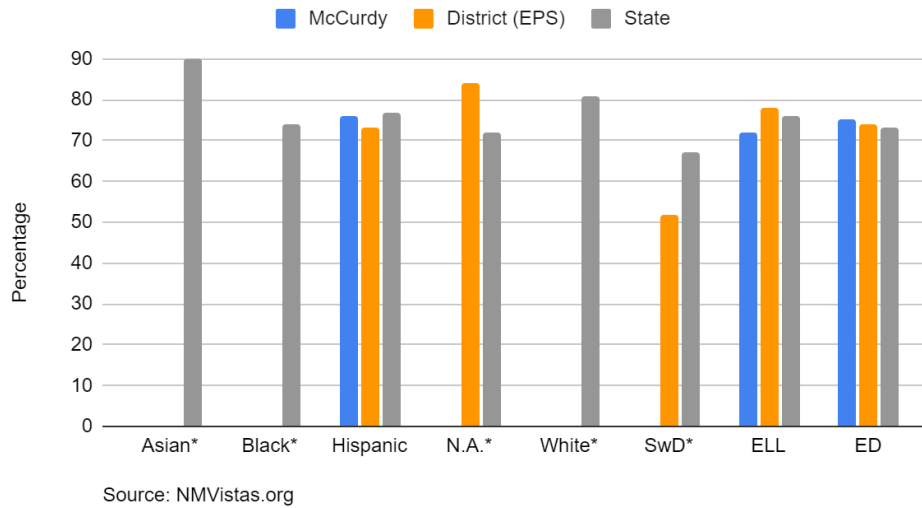
Data refer to prior year cohorts, with the most recent 4-year graduation data available for the 2022 graduation cohort, 5-year data for the 2021 cohort, and 6-year data for the 2020 cohort. The 4-year, 5-year, and 6-year graduation rates for these years are provided with comparative data for the state and district. The 4-year rate is then disaggregated by ethnicity and student group.

### High School Graduation



Source: NMVistas.org

## 4-Year Graduation by Subgroup



**\*Note:** groups are masked due to population size.

### Mission-Specific Goals

**Goal 1:** Galileo achievement levels are as follows:

Intervene - Level 1

Monitor - Level 2

Support - Level 3 (passing)

Enrich - Level 4 (passing)

*Academic Achievement & Excellence- ELA*

Performance Level	Target	Points
Exceeds Standard	85% or more of students in grades 3-12 at McCurdy Charter School that were enrolled during the full annual Galileo test administration cycle will achieve an ELA "passing" score (Support - level 3, or Enrich- level 4) OR, if below passing, will increase their achievement level by at least one level between the Beginning of Year (BOY) and End of Year (EOY) assessment.	100
Meets Standard	60-84% of students in grades 3-12 at McCurdy Charter School that were enrolled during the full annual Galileo test administration cycle will achieve an ELA "passing" score (Support - level 3, or Enrich- level 4) OR, if below passing, will increase their achievement level by at least one level between the Beginning of Year (BOY) and End of Year (EOY) assessment.	75
Working to Meet Standard	40-59% of students in grades 3-12 at McCurdy Charter School that were enrolled during the full annual Galileo test administration cycle will achieve an ELA "passing" score (Support - level 3, or Enrich- level 4) OR, if below passing, will increase their achievement level by at least one level between the Beginning of Year (BOY) and End of Year (EOY) assessment.	25
Does Not Meet Standard	0-39% of students in grades 3-12 at McCurdy Charter School that were enrolled during the full annual Galileo test administration cycle will achieve an ELA "passing" score (Support - level 3, or Enrich- level 4) OR, if below	0



	passing, will increase their achievement level by at least one level between the Beginning of Year (BOY) and End of Year (EOY) assessment.	
--	--	--

**Rating: Working to Meet Standard** 52.47% attainment (44.15% achieved and 8.32% saw increase BOY vs. EOY Growth)- **25 pts.**

**Goal 2: Academic Achievement & Excellence – Math**

Performance Level	Target	Points
Exceeds Standard	85% or more of students in grades 3-12 at McCurdy Charter School that were enrolled during the full annual Galileo test administration cycle will achieve a math "passing" score (Support - level 3, or Enrich- level 4) OR, if below passing, will increase their achievement level by at least one level between the Beginning of Year (BOY) and End of Year (EOY) assessment.	100
Meets Standard	60-84%- of students in grades 3-12 at McCurdy Charter School that were enrolled during the full annual Galileo test administration cycle will achieve a math "passing" score (Support - level 3, or Enrich- level 4) OR, if below passing, will increase their achievement level by at least one level between the Beginning of Year (BOY) and End of Year (EOY) assessment.	75
Working to Meet Standard	40-59%- of students in grades 3-12 at McCurdy Charter School that were enrolled during the full annual Galileo test administration cycle will achieve a math "passing" score (Support - level 3, or Enrich- level 4) OR, if below passing, will increase their achievement level by at least one level between the Beginning of Year (BOY) and End of Year (EOY) assessment.	25
Does Not Meet Standard	0-39% of students in grades 3-12 at McCurdy Charter School that were enrolled during the full annual Galileo test administration cycle will achieve a math "passing" score (Support - level 3, or Enrich- level 4) OR, if below passing, will increase their achievement level by at least one level between the Beginning of Year (BOY) and End of Year (EOY) assessment.	0

**Rating: Working to Meet-** 40.66% attainment (29.16% achieved and 11.52% saw increase BOY vs. EOY Growth)- **25 pts.**

**Goal 3: Service Learning and Community Engagement**

Performance Level	Target	Points
Exceeds Standard	90% or more of students in grades K-12 at McCurdy Charter School will participate in a minimum of 2 class-wide, 1 school-wide (elementary or secondary), AND 1 charter-wide service project or community engagement activity per semester.	100
Meets Standard	76% - 89% or more of students in grades K-12 at McCurdy Charter School will participate in a minimum of 1 class-wide and 1 school-wide (elementary or secondary) service project or community engagement activity per semester, AND 1 charter-wide service project or community engagement activity per year.	75
Working to Meet Standard	51-75% of students in grades K-12 at McCurdy Charter School will participate in a minimum of 1 class-wide and 1 school-wide (elementary or secondary) service project or community engagement activity per semester, AND 1 charter-wide service project or community engagement activity per year.	25
Does Not Meet Standard	50% or less of students in grades K-12 will participate in a minimum of 1 class-wide, 1 school-wide (elementary or secondary), OR 1 charter-wide service project or community engagement activity per year.	0

**Rating: Working to Meet-** 62% of students completed 1+ grade level service event for the year; goal is a semester goal- **25 pts.**

## Organizational and Financial Performance Framework

**2022-23 Overall Rating: Meets Standard**

Pursuant to the [PEC Performance Framework and Accountability System](#), schools receive ratings of **Meets Standard**, **Working to Meet Standard**, or **Does Not Meet Standard** for individual indicators in the framework. Explanations for any rating other than Meets Standard are provided below.

The school also receives an overall rating of either **Meets Standard** or **Does Not Meet Standard** for the year. If a school receives a **Does Not Meet Standard** rating for three or more indicators, it will receive an overall rating of **Does Not Meet Standard**.

If a school receives a **Does Not Meet Standard** rating, on any indicator, the CSD and PEC may conduct a closer review the following year on that indicator, and/or the PEC may require the school to submit a corrective action plan in order to specify actions and a timeline to correct the performance deficiency.

A school may receive a **Working to Meet Standard** rating on multiple indicators and still receive an overall rating of **Meets Standard**. If a school receives this rating across multiple years, the CSD and PEC may conduct a closer review the following year on that indicator, and the school will need to address the issue in its renewal application at the end of its charter term.

<b>McCurdy Charter School</b>	<b>2022-23</b>
<b>Organizational Performance</b>	
1a Mission and Educational Program	Meets Standard
1b State Assessment Requirements	Meets Standard
1c Rights of Students with Disabilities	Meets Standard
1d Rights of English Learners	Meets Standard
1e Meeting Program Requirements	Meets Standard
1f NM DASH Plan	Meets Standard
2a Governance Requirements	Meets Standard
2b Nepotism, Conflict of Interest	Meets Standard
2c Reporting Requirements	Meets Standard
3a Rights of All Students	Meets Standard
3b Attendance and Retention	Working to Meet Standard
3c Staff Credentialing	Meets Standard
3d Employee Rights	Meets Standard
3e Background Checks, Ethics	Meets Standard
4a Facilities	Meets Standard
4b Transportation	N/A
4c Health and Safety	Meets Standard
4d Handling Information	Meets Standard
4e Information accessible to the public	Meets Standard
4f School climate	Meets Standard
5a Financial Reporting and Compliance	Meets Standard
5b Accounting Principles	Meets Standard
5c Responsive to Audit Findings	Meets Standard
5d Managing Grant Funds	Working to Meet Standard
5e Staffing for Fiscal Management	Meets Standard
5f Internal Controls	Meets Standard

### Explanation of 2022-23 Indicator Ratings

3.b. EOY: Attendance rate is 93%; target 95%

5.d. More than 50% of funds reverted on the following grants: Reduced Meal Copay, K-12 Plus/ELTP Planning Grant, K-12+ Program Grant.

### **Site Visit Attendees**

Friday, March 3, 2023

**CSD Team:** Lucy Valenzuela (Lead), Ted Farnath, Ruby James, Corina Chavez, Samantha Ramirez, Kyle Wood (remote) and Kimberly Gonzales (remote)

**School Leadership:** Sarah Tario, Head Administrator

**Governing Board:** Nancy O'Bryan and Chris Martinez

### **Renewal Financial Condition Status**

**Condition (p. 20-24 of the contract PDF):** Upon renewal of the school's charter the PEC renewed the school term (2022-2027) with the following condition, the school must provide a plan outlining how the school will improve its fiscal processes and with goals towards reducing audit findings and repeat audit findings. The plan must include action steps, a timeline and persons responsible.

**Analysis:** McCurdy has made significant progress with their audit findings from 2021-present. The School did not have any repeat findings in 2022 and developed a plan that includes more involvement with the finance and audit committees to discuss improvements to internal controls, annual staff training, specifically for handling cash transactions during athletic events. The school has transitioned to an electronic payment system which allows for transaction tracking and less cash handling. Revised cash handling procedures to be implemented and deposited within 24 hours. The school's business manager and head administrator meet frequently to review the annual budget to ensure appropriate budget authority and ensure that they have enough time to process budget adjustments requests (BARS) through NMPED School Budget Bureau.

Documentation for the financial renewal condition is attached below.