



STATE OF NEW MEXICO  
PUBLIC EDUCATION DEPARTMENT  
300 DON GASPAR  
SANTA FE, NEW MEXICO 87501-2786  
Telephone (505) 827-5800  
[www.ped.state.nm.us](http://www.ped.state.nm.us)

ARSENIO ROMERO, Ph.D.  
SECRETARY OF EDUCATION

MICHELLE LUJAN GRISHAM  
GOVERNOR

**Charter Schools Division  
2022-23 Annual Report  
February 6, 2024**

**School Name:** Sandoval Academy of Bilingual Education

**School Address:** 4321 Fulcrum Way NE, Suite A Rio Rancho, NM 87144

**Head Administrator:** Jackie Rodriguez

**Governing Board Chair:** Becky Torres

**Business Manager:** Ashley Wolfel

**Authorized Grade Levels:** K-8

**Grade Levels Served:** K-8

**Authorized Enrollment Cap:** 280

**2022-23 End of Year Enrollment:** 222

**Contract Term:** 2020-2025

**Waivers:** Individual Class Load, Purchase of Instructional Material, School Principal Duties

**Mission:**

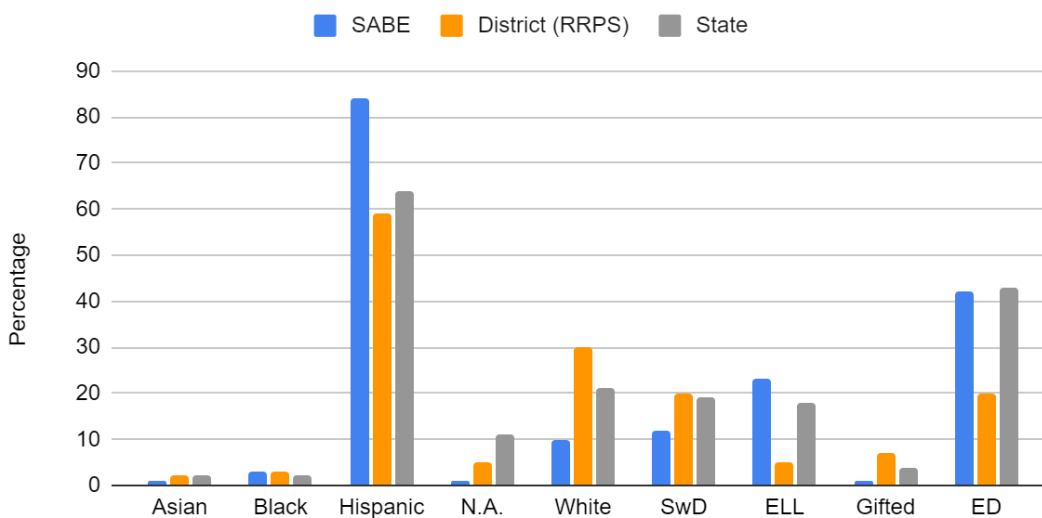
Sandoval Academy of Bilingual Education (SABE) enables students to maintain their native language, reconnect with their heritage language, or discover a new enriching language. Students will attain Spanish and English fluency and literacy through two-way immersion, which will expand their worldview and educational and career opportunities.

**Educational Program:**

- i. In order to achieve language acquisition through dual language immersion, the School will provide contact instruction in both Spanish and English through a 50:50 model.
- ii. In addition to core instructional areas, the School commits to provide art, music, and P.E. for its students.
- iii. All classroom teachers providing instruction in Spanish will hold a bilingual endorsement. In addition, teachers will receive training in best practices and research in dual language teaching and learning.

**Demographics as reported in STARS 2022-23 End of Year (EOY)**

Enrollment by Subgroup EOY 2022-23



Source: STARS Enrollment Subgroup Percentages with Averages

**Academic Performance**

Academic Performance Framework Indicators	2022-23 Score (100 points possible)
1: State Accountability System: NMVistas Overall Score	53
2: Subgroup performance: high, middle, and low-performing quartiles	unavailable
3: School-specific Goals: if two goals, average of points on each	100
<b>Overall Academic Score: average of indicators 1 and 3</b>	<b>76.5</b>

## State Accountability System:

State and federal statute mandates accountability for all public schools. This section provides a snapshot of the school's academic performance according to data collected by the Public Education Department (PED) for the 2022-23 school year.

The New Mexico State Accountability System ([NMVISTAS](#)) gives every public school in the state an overall score. For 2022-23, NMVistas scored schools according to the following designations:

- School of Excellence: Schools performing in the top 10% of all schools on the NMVistas school index.
- Spotlight School: Schools performing in the next 15% of all schools on the NMVistas school index.
- Traditional School: Schools performing below the top 25% of schools and not designated for additional supports per the following designations.
- Targeted Support and Improvement School (TSI): Schools serving a student group that falls below the cutoff for CSI schools (described below).
- Additional Targeted Support and Improvement (ATSI): TSI schools serving a student group that is performing in the lowest 5% of all schools.
- Comprehensive Support School (CSI): Title I schools that are:
  - o performing in the lowest 5% of Title I schools in New Mexico as identified by the school index score;
  - o have an average four-year graduation rate less than or equal to 66.67% over the past three years;
  - o a Title I school that was previously identified as ATSI due to low performing subgroups that has not demonstrated sufficient improvement in those subgroups over 3 years; or
  - o the department may identify additional schools as CSI schools as deemed necessary.
- More Rigorous Intervention (MRI): Schools not exiting CSI status after 3 years receiving support.

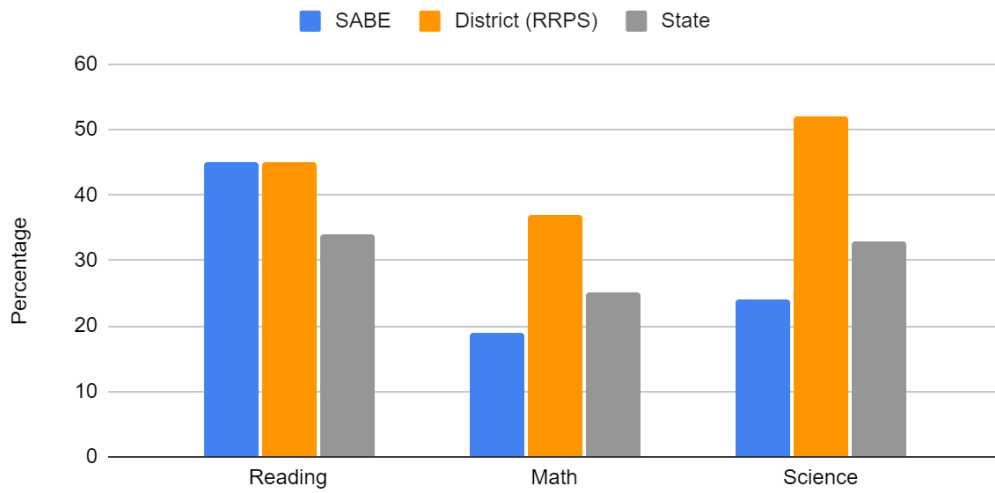
Details and criteria for each type of designation are provided on the [NMVISTAS](#) web page.

For the school year 2022-23, **Sandoval Academy Of Bilingual Education** received a designation of **Traditional**.

## Proficiency

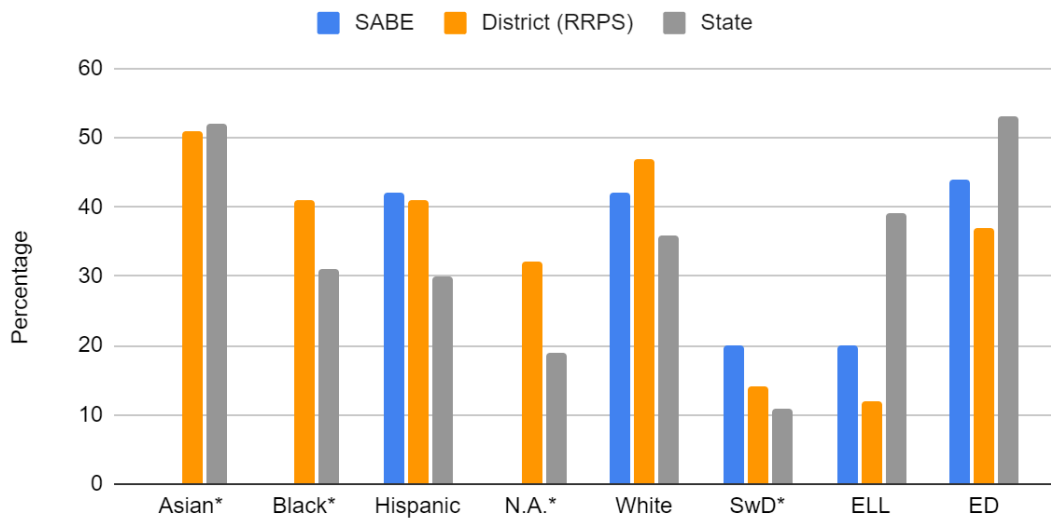
Because science is assessed only in grades 5, 8, and 11, schools that do not serve these grades do not have science proficiency data.

## Percent of Students Proficient in Core Subjects 2022-23



Source: NMVistas.org

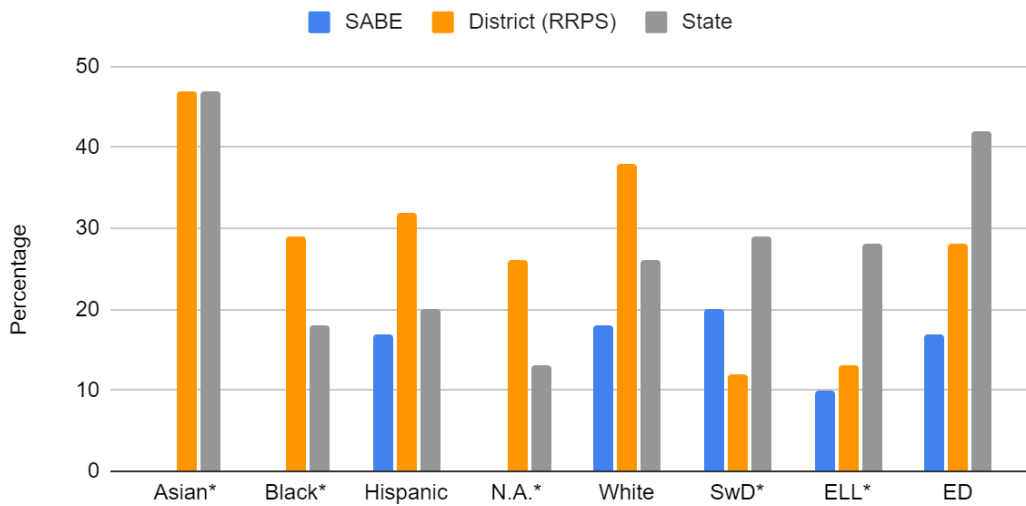
## Percent Proficient in Reading by Subgroup 2022-23



Source: NMVistas.org

**\*Note:** groups are masked due to population size, and/or some groups are not represented in the school. Students with Disabilities are also masked,  $\leq 20\%$  in reading.

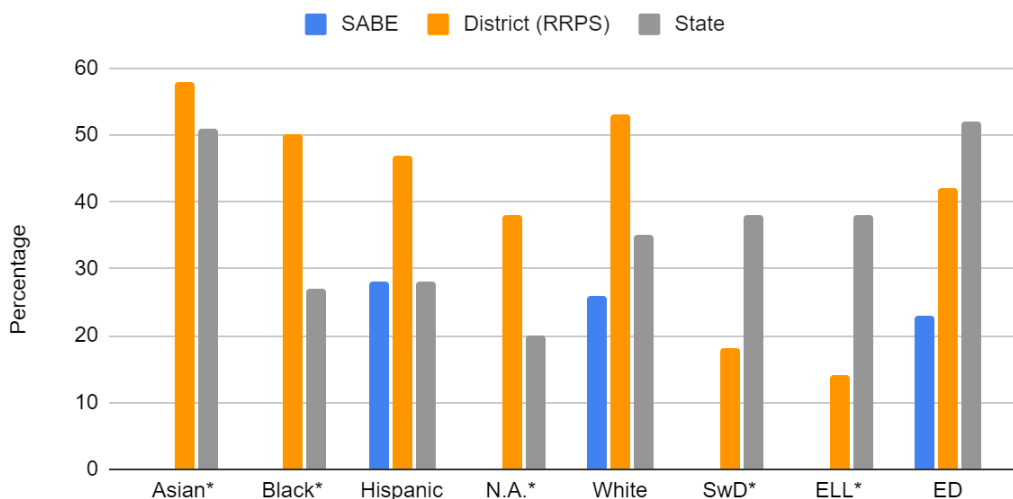
## Percent Proficient in Math by Subgroup 2022-23



Source: NMVistas.org

**\*Note:** groups are masked due to population size, and/or some groups are not represented in the school. Students with Disabilities are also masked,  $\leq 20\%$ ; English Language Learners  $\leq 10\%$  in math.

## Percent Proficient in Science by Subgroup 2022-23

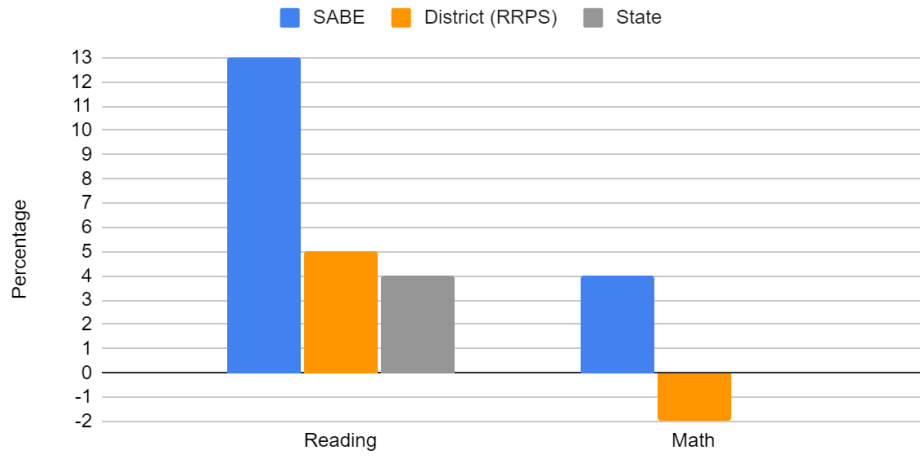


Source: NMVistas.org

**\*Note:** groups are masked due to population size, and/or some groups are not represented in the school.

## Improvement (Growth)

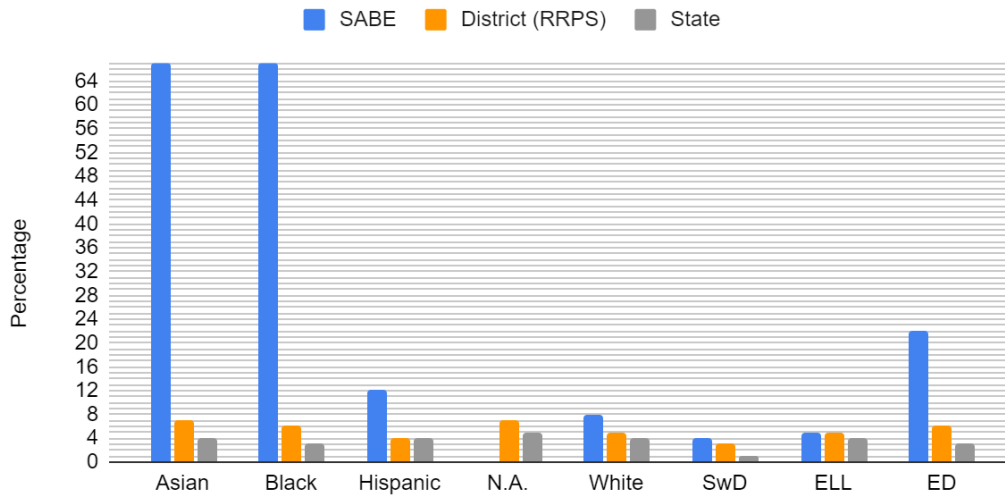
Percent Growth for All Students (2021-22 to 2022-23)



Source: Assessment, Research, Evaluation, and Accountability Bureau of PED

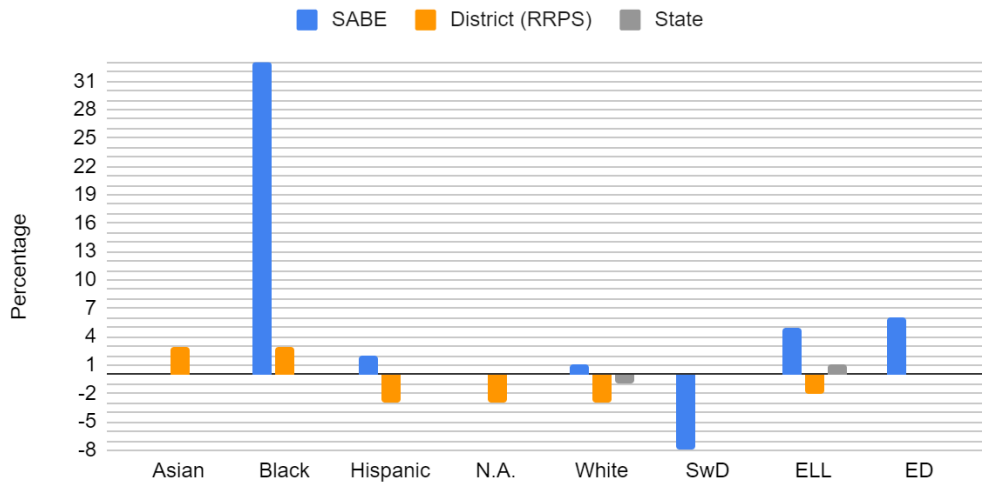
**\*Note:** Math growth was 0% for the state for SY2023.

ELA Percent Growth by Subgroup (2021-22 to 2022-23)



Source: Assessment, Research, Evaluation, and Accountability Bureau of PED

## Math Percent Growth by Subgroup (2021-22 to 2022-23)



Source: Assessment, Research, Evaluation, and Accountability Bureau of PED

**English Learner Progress (NMVistas): 17%**

### Mission-Specific Goals

**Goal 1:** 60% or more of students at Sandoval Academy of Bilingual Education enrolled on the 40th and 120th day will grow one (1) year’s language level in both English and Spanish as measured by the Biliteracy Trajectory Tool. Data will be collected at the beginning of the year, middle of the year and end of the year via the Biliteracy Trajectory Tool.

Performance Level	Target	Points
Exceeds Standard	Greater than 75% of students enrolled on the 40th and 120th day will grow one (1) year’s language level in both English and Spanish as measured by the Biliteracy Trajectory Tool.	100
Meets Standard	60%-75% of students enrolled on the 40th and 120th day will grow one (1) year’s language level in both English and Spanish as measured by the Biliteracy Trajectory Tool.	75
Does Not Meet Standard	40%-59% of students enrolled on the 40th and 120th day will grow one (1) year’s language level in both English and Spanish as measured by the Biliteracy Trajectory Tool.	25
Falls Far Below Standard	Less than 40% of students enrolled on the 40th and 120th day will grow one (1) year’s language level in both English and Spanish as measured by the Biliteracy Trajectory Tool.	0

**Rating: Exceeds- 99.5% attainment= 100 pts**

## Organizational and Financial Performance Framework

**2022-23 Overall Rating: Meets Standard**

Pursuant to the [PEC Performance Framework and Accountability System](#), schools receive ratings of **Meets Standard**, **Working to Meet Standard**, or **Does Not Meet Standard** for individual indicators in the framework. Explanations for any rating other than Meets Standard are provided below.

The school also receives an overall rating of either **Meets Standard** or **Does Not Meet Standard** for the year. If a school receives a **Does Not Meet Standard** rating for three or more indicators, it will receive an overall rating of **Does Not Meet Standard**.

If a school receives a **Does Not Meet Standard** rating, on any indicator, the CSD and PEC may conduct a closer review the following year on that indicator, and/or the PEC may require the school to submit a corrective action plan in order to specify actions and a timeline to correct the performance deficiency.

A school may receive a **Working to Meet Standard** rating on multiple indicators and still receive an overall rating of **Meets Standard**. If a school receives this rating across multiple years, the CSD and PEC may conduct a closer review the following year on that indicator, and the school will need to address the issue in its renewal application at the end of its charter term.



Sandoval Academy of Bilingual Education	2020-21	2021-22	2022-23
<b>Organizational and Financial Performance</b>			
1a Mission and Educational Program	Meets Standard	Meets Standard	Meets Standard
1b State Assessment Requirements	Not Reviewed	Meets Standard	Meets Standard
1c Rights of Students with Disabilities	Meets Standard	Meets Standard	Meets Standard
1d Rights of English Learners	Working to Meet Standard	Meets Standard	Meets Standard
1e Meeting Program Requirements	Assurances	Meets Standard	Meets Standard
1f NM DASH Plan	N/A	N/A	Meets Standard
2a Financial Reporting and Compliance	Working to Meet Standard	Meets Standard	Meets Standard
2b Accounting Principles	Meets Standard	Meets Standard	Meets Standard
2c Responsive to Audit Findings	Does Not Meet Standard	Working to Meet Standard	Meets Standard
2d Managing Grant Funds	Meets Standard	Meets Standard	Meets Standard
2e Staffing for Fiscal Management	Meets Standard	Meets Standard	Meets Standard
2f Internal Controls	Meets Standard	Meets Standard	Meets Standard
3a Governance Requirements	Meets Standard	Meets Standard	Meets Standard
3b Nepotism, Conflict of Interest	Assurances	Meets Standard	Meets Standard
3c Reporting Requirements	Assurances	Working to Meet Standard	Working to Meet Standard
4a Rights of All Students	Assurances	Meets Standard	Meets Standard
4b Attendance and Retention	Meets Standard	Working to Meet Standard	Working to Meet Standard
4c Staff Credentialing	Meets Standard	Meets Standard	Does Not Meet Standard
4d Employee Rights	Assurances	Meets Standard	Meets Standard
4e Background Checks, Ethics	Assurances	Meets Standard	Meets Standard
5a Facilities	Assurances	Meets Standard	Meets Standard
5b Transportation	Assurances	Meets Standard	Meets Standard
5c Health and Safety	Assurances	Meets Standard	Meets Standard
5d Handling Information	Assurances	Meets Standard	Meets Standard

### Explanation of 2022-23 Indicator Ratings

3.c. 3/6/2023: One late governing body bylaws amendment.

4.b. EOY: Attendance rate is 92% (**Attendance rate must be 95%**).

4.c. Licensure discrepancies not resolved at end of school year. School contested rating but STARS report shows 3 positions lacked endorsement for subject areas taught in SY23.

### Site Visit Attendees

Monday, April 10, 2023

**CSD Team:** Lucy Valenzuela (Lead), Kyle Wood, Kristen LaVolpa, and Kimberly Gonzales (remote)

**School Leadership:** Jackie Rodriguez, Head Administrator

**Governing Board:** Lisa Spangler and Scott Heller