



STATE OF NEW MEXICO  
PUBLIC EDUCATION DEPARTMENT  
300 DON GASPAR  
SANTA FE, NEW MEXICO 87501-2786  
Telephone (505) 827-5800  
[www.ped.state.nm.us](http://www.ped.state.nm.us)

ARSENIO ROMERO, Ph.D.  
SECRETARY OF EDUCATION

MICHELLE LUJAN GRISHAM  
GOVERNOR

**Charter Schools Division  
2022-23 Annual Report  
Revised: February 8, 2024**

**School Name:** New America School – Las Cruces

**School Address:** 207 S. Main Street Las Cruces, NM 88001

**Head Administrator:** Margarita Porter

**Governing Board Chair:** Susie Kimble

**Business Manager:** Ashley Wolfel

**Authorized Grade Levels:** 9-12

**Grade Levels Served:** 9-12

**Authorized Enrollment Cap:** 450

**2022-23 End of Year Enrollment:** 129

**Contract Term:** 2022-2027

**Waivers:** Graduation Requirements, Individual Class Load, Length of School Day, Purchase of Instructional Material, Teaching Load

**Mission:**

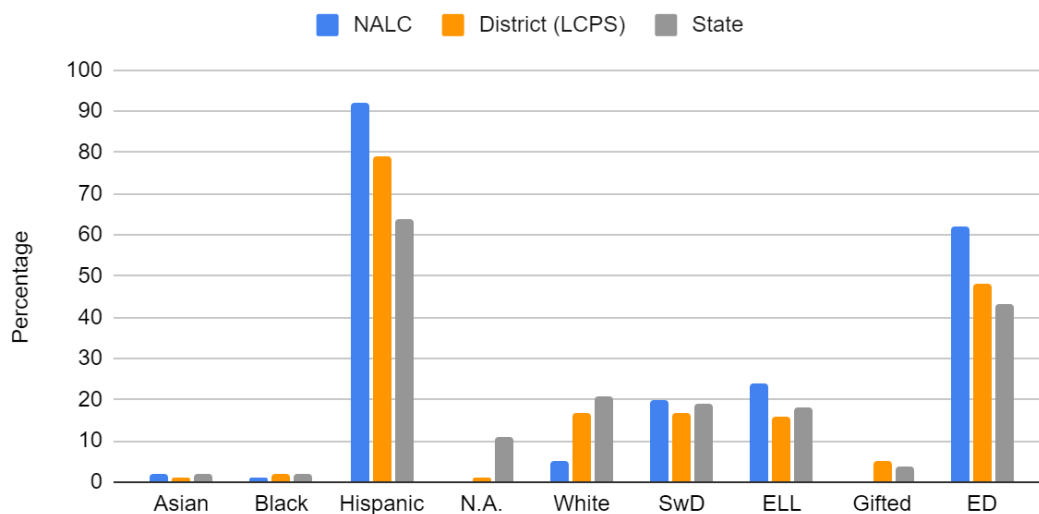
To empower all students, especially the academically underserved, with the educational support they need to reach their potential, succeed in life and realize the American Dream.

**Educational Program:**

- i. Each classroom has essential parts to each lesson which are reflected in teacher lesson plans. A warm-up or question to trigger prior knowledge, guided instruction, student practice or application, and exit. Within each lesson, students are required to SWRL: speak, write, read, and listen.
- ii. The school implements best practices for second language learners (e.g., WIDA).
- iv. Students over the age of 18 have the opportunity to attend NAS-LC classes after the traditional school day.
- v. All full-time teachers annually receive professional development to support vocabulary and content objectives.

**Demographics as reported in STARS 2022-23 End of Year (EOY)**

Enrollment by Subgroup EOY 2022-23



Source: STARS Enrollment Subgroup Percentages with Averages

**Academic Performance**

Academic Performance Framework Indicators	2022-23 Score (100 points possible)
1: State Accountability System: NMVistas Overall Score	38
2: Subgroup performance: high, middle, and low-performing quartiles	unavailable
3: School-specific Goals: if two goals, average of points on each	50
<b>Overall Academic Score: average of indicators 1 and 3</b>	<b>44</b>

## State Accountability System:

State and federal statute mandates accountability for all public schools. This section provides a snapshot of the school's academic performance according to data collected by the Public Education Department (PED) for the 2022-23 school year.

The New Mexico State Accountability System ([NMVISTAS](#)) gives every public school in the state an overall score. For 2022-23, NMVistas scored schools according to the following designations:

- School of Excellence: Schools performing in the top 10% of all schools on the NMVistas school index.
- Spotlight School: Schools performing in the next 15% of all schools on the NMVistas school index.
- Traditional School: Schools performing below the top 25% of schools and not designated for additional supports per the following designations.
- Targeted Support and Improvement School (TSI): Schools serving a student group that falls below the cutoff for CSI schools (described below).
- Additional Targeted Support and Improvement (ATSI): TSI schools serving a student group that is performing in the lowest 5% of all schools.
- Comprehensive Support School (CSI): Title I schools that are:
  - o performing in the lowest 5% of Title I schools in New Mexico as identified by the school index score;
  - o have an average four-year graduation rate less than or equal to 66.67% over the past three years;
  - o a Title I school that was previously identified as ATSI due to low performing subgroups that has not demonstrated sufficient improvement in those subgroups over 3 years; or
  - o the department may identify additional schools as CSI schools as deemed necessary.
- More Rigorous Intervention (MRI): Schools not exiting CSI status after 3 years receiving support.

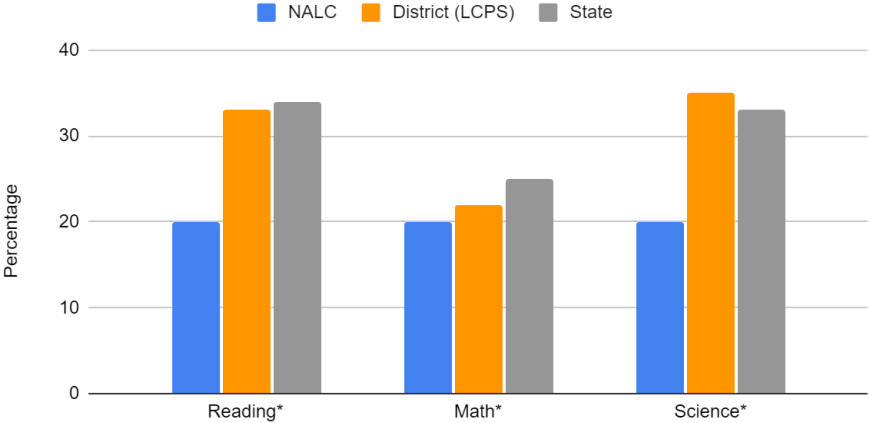
Details and criteria for each type of designation are provided on the [NMVISTAS](#) web page.

For the school year 2022-23, **New America School – Las Cruces** received a designation of **Comprehensive Support School (CSI)**.

## Proficiency

Because science is assessed only in grades 5, 8, and 11, schools that do not serve these grades do not have science proficiency data.

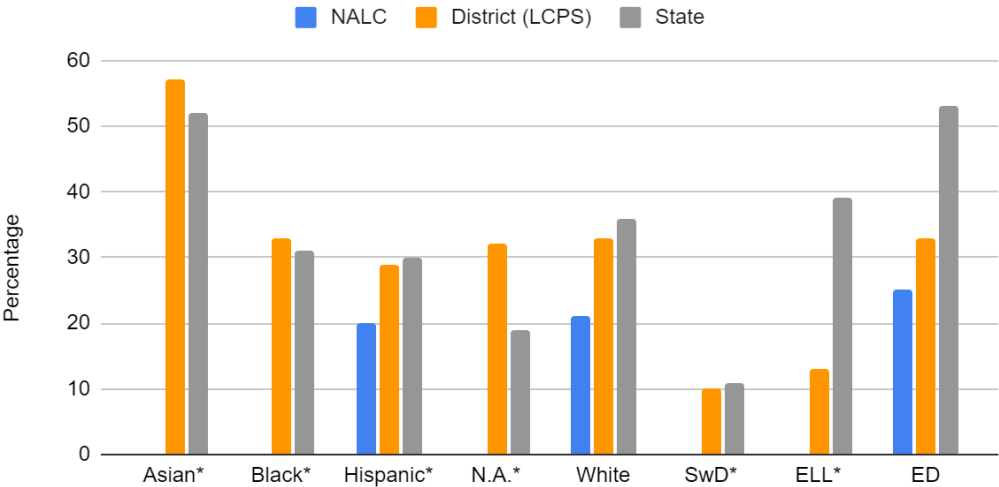
### Percent of Students Proficient in Core Subjects 2022-23



Source: NMVistas.org

**\*Note:** proficiency rates are masked for school due to population size: ≤20% in reading, math, and science.

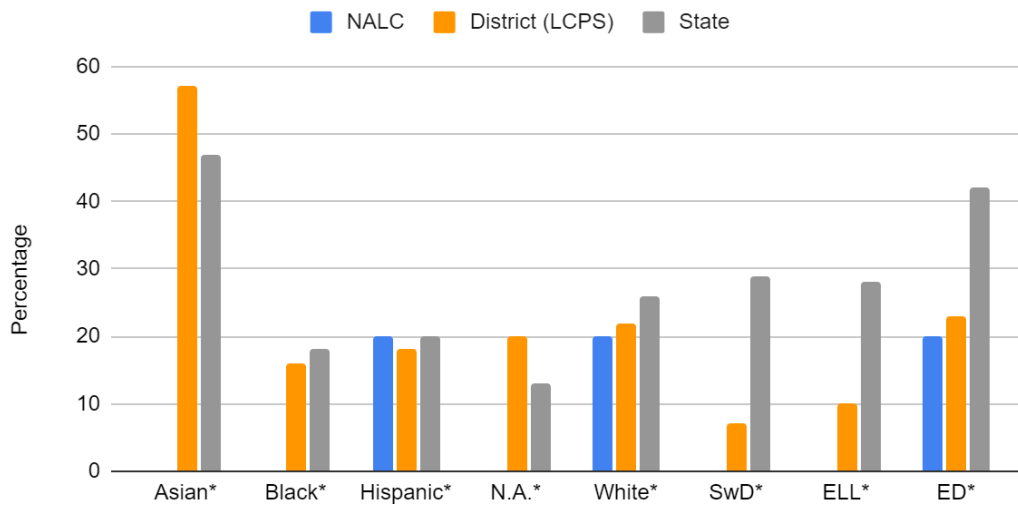
### Percent Proficient in Reading by Subgroup 2022-23



Source: NMVistas.org

**\*Note:** groups are masked due to population size, and/or some groups are not represented in the school. Hispanic population is also masked, ≤20% in reading.

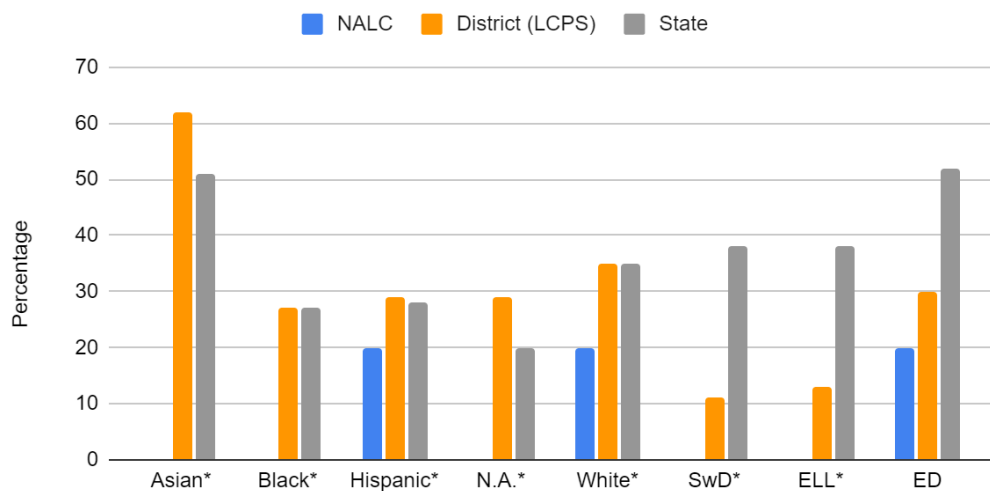
## Percent Proficient in Math by Subgroup 2022-23



Source: NMVistas.org

**\*Note:** groups are masked due to population size, and/or some groups are not represented in the school. Hispanic, White, and Economically Disadvantaged populations are also masked,  $\leq 20\%$  in math.

## Percent Proficient in Science by Subgroup 2022-23

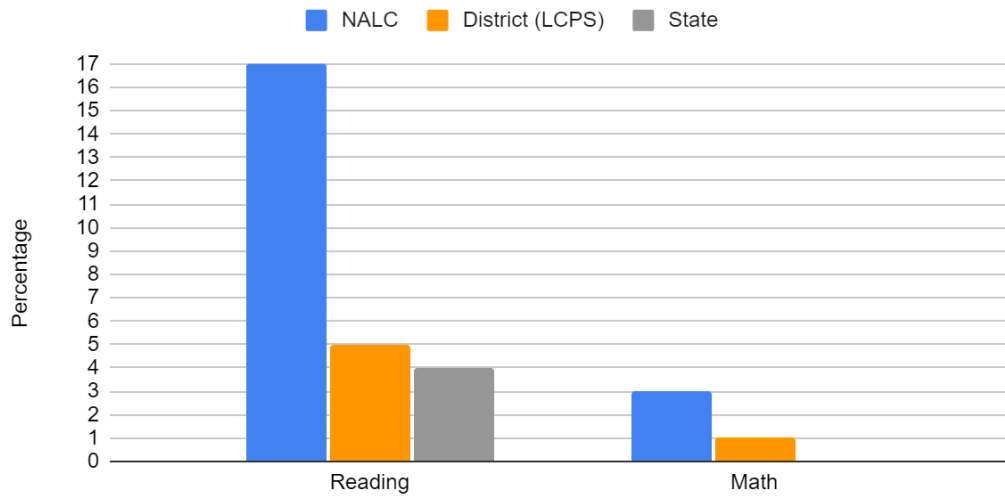


Source: NMVistas.org

**\*Note:** groups are masked due to population size, and/or some groups are not represented in the school. Hispanic and White populations are also masked,  $\leq 20\%$  in science.

## Improvement (Growth)

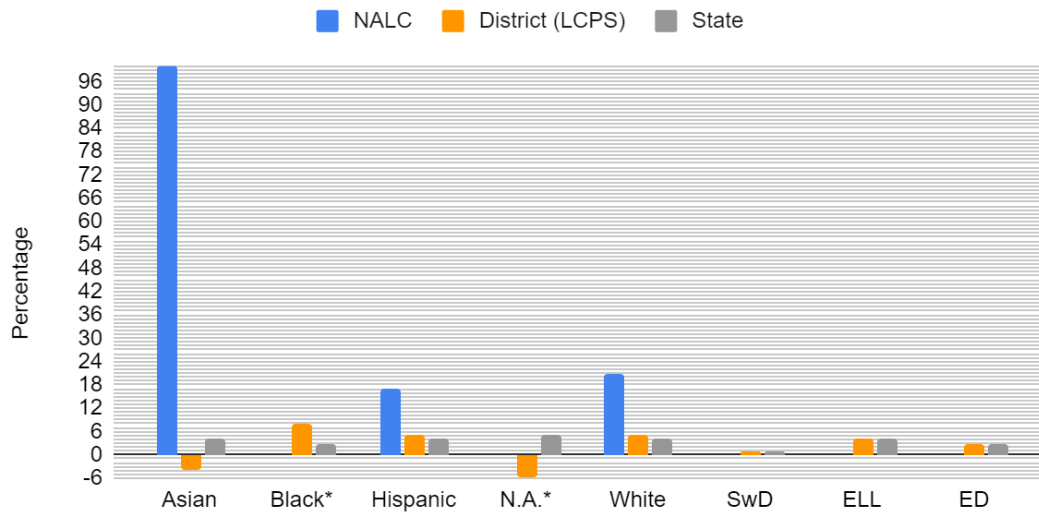
### Percent Growth for All Students (2021-22 to 2022-23)



Source: Assessment, Research, Evaluation, and Accountability Bureau of PED

**\*Note:** Math growth was 0% for the state for SY2023.

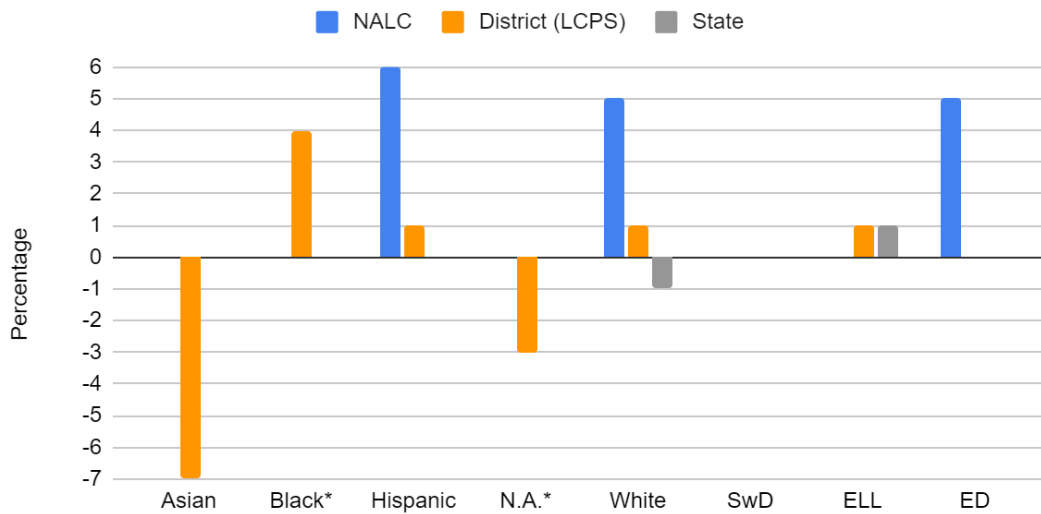
### ELA Percent Growth by Subgroup (2021-22 to 2022-23)



Source: Assessment, Research, Evaluation, and Accountability Bureau of PED

**\*Note:** groups are masked due to population size.

## Math Percent Growth by Subgroup (2021-22 to 2022-23)



Source: Assessment, Research, Evaluation, and Accountability Bureau of PED

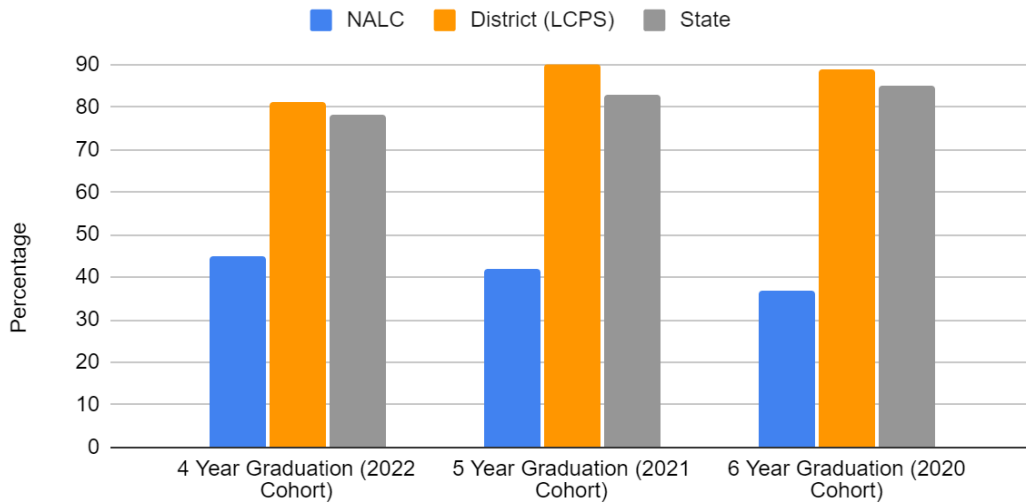
**\*Note:** groups are masked due to population size.

**English Learner Progress (NMVistas):** ≤ 20%

### High School Graduation

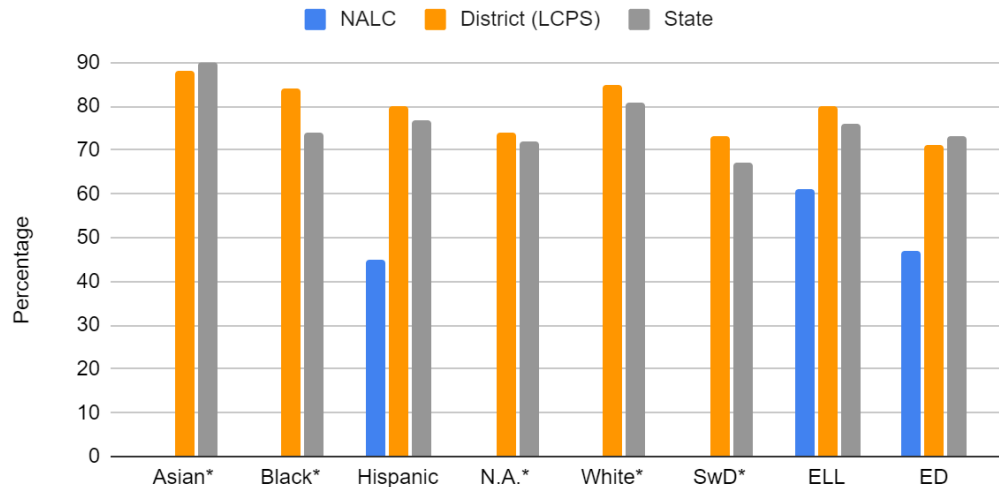
Data refer to prior year cohorts, with the most recent 4-year graduation data available for the 2022 graduation cohort, 5-year data for the 2021 cohort, and 6-year data for the 2020 cohort. The 4-year, 5-year, and 6-year graduation rates for these years are provided with comparative data for the state and district. The 4-year rate is then disaggregated by ethnicity and student group.

## High School Graduation



Source: NMVistas.org

## 4-Year Graduation by Subgroup



Source: NMVistas.org

**\*Note:** groups are masked due to population size.

## Mission-Specific Goals

**Goal 1:** Full academic year students who are identified as ELL by 20th day, will be given an ESL placement test, such as the Off2Class Placement test. This will test them in listening, reading, writing and speaking and will be given as a pre-test in August/September and a post-test in April/May. There are 6 different levels that students will fall into, according to their English language capability, that ranges from



beginners to advanced. Students will move through these stages in each area of listening, reading, writing and speaking.

\*\* Levels in Off2Class are as follows:

A1: Beginner

A2: Elementary

B1: Pre-intermediate,

B2: Intermediate

C1: Upper intermediate

C2: Advanced

Performance Level	Target	Points
Exceeds Standard	75% or more of students in the data set will improve their performance by at least 1 level in 2 areas of SWRL.	100
Meets Standard	50% - 74% or more of students in the data set will improve their performance by at least 1 level in 2 areas of SWRL.	75
Working to Meet Standard	25% - 49% or more of students in the data set will improve their performance by at least 1 level in 2 areas of SWRL.	25
Does Not Meet Standard	0% - 24% or more of students in the data set will improve their performance by at least 1 level in 2 areas of SWRL.	0

**Rating: Meets Standard- 50% student attainment- 75 pts.**

**Goal 2:** Students enrolled on the 40th and 120th day will improve their performance from the fall to spring by at least one level on the Workkeys National Career Readiness Certificate.

Performance Level	Target	Points
Exceeds Standard	75% or more of students in the data set improve their performance by at least one level on the Workkeys National Career Readiness Certificate from fall to spring.	100
Meets Standard	50% - 74% of students in the data set improve their performance by at least one level on the Workkeys National Career Readiness Certificate from fall to spring.	75
Working to Meet Standard	30% - 49% of students in the data set improve their performance by at least one level on the Workkeys National Career Readiness Certificate from fall to spring.	25
Does Not Meet Standard	0% - 29% of students in the data set improve their performance by at least one level on the Workkeys National Career Readiness Certificate from fall to spring.	0

**Rating: Working to Meet Standard- 33% student attainment- 25 pts.**

## Organizational and Financial Performance Framework

**2022-23 Overall Rating: Meets Standard**

Pursuant to the [PEC Performance Framework and Accountability System](#), schools receive ratings of **Meets Standard**, **Working to Meet Standard**, or **Does Not Meet Standard** for individual indicators in the framework. Explanations for any rating other than Meets Standard are provided below.

The school also receives an overall rating of either **Meets Standard** or **Does Not Meet Standard** for the year. If a school receives a **Does Not Meet Standard** rating for three or more indicators, it will receive an overall rating of **Does Not Meet Standard**.

If a school receives a **Does Not Meet Standard** rating, on any indicator, the CSD and PEC may conduct a closer review the following year on that indicator, and/or the PEC may require the school to submit a corrective action plan in order to specify actions and a timeline to correct the performance deficiency.

A school may receive a **Working to Meet Standard** rating on multiple indicators and still receive an overall rating of **Meets Standard**. If a school receives this rating across multiple years, the CSD and PEC may conduct a closer review the following year on that indicator, and the school will need to address the issue in its renewal application at the end of its charter term.

<b>New America School - Las Cruces</b>	<b>2022-23</b>
<b>Organizational Performance</b>	
1a Mission and Educational Program	Meets Standard
1b State Assessment Requirements	Does Not Meet Standard
1c Rights of Students with Disabilities	Meets Standard
1d Rights of English Learners	Meets Standard
1e Meeting Program Requirements	Meets Standard
1f NM DASH Plan	Meets Standard
2a Governance Requirements	Meets Standard
2b Nepotism, Conflict of Interest	Meets Standard
2c Reporting Requirements	Meets Standard
3a Rights of All Students	Meets Standard
3b Attendance and Retention	Working to Meet Standard
3c Staff Credentialing	Does Not Meet Standard
3d Employee Rights	Meets Standard
3e Background Checks, Ethics	Meets Standard
4a Facilities	Meets Standard
4b Transportation	N/A
4c Health and Safety	Meets Standard
4d Handling Information	Meets Standard
4e Information accessible to the public	Meets Standard
4f School climate	Meets Standard
5a Financial Reporting and Compliance	Working to Meet Standard
5b Accounting Principles	Meets Standard
5c Responsive to Audit Findings	Working to Meet Standard
5d Managing Grant Funds	Meets Standard
5e Staffing for Fiscal Management	Meets Standard
5f Internal Controls	Meets Standard

### Explanation of 2022-23 Indicator Ratings

1.b. Assessment participation rate is at 64%; target 95%

3.b. EOY: Attendance rate is 84%; target 95%

3.c. Licensure discrepancies not resolved at end of school year.

5.a. Quarter 2 report to School Budget Bureau submitted late.

5.c. [FY22 audit](#) has one repeat finding from 2021.

**Site Visit Attendees**

Wednesday, April 5, 2023

**CSD Team:** Lucy Valenzuela (Lead), Kyle Wood (remote), and Kimberly Gonzales

**School Leadership:** Margarita Porter, Head Administrator

**Governing Board:** Susie Kimble, Dr. Roberta Stathis, and Dr. Adam Amador



STATE OF NEW MEXICO  
PUBLIC EDUCATION COMMISSION  
300 DON GASPAR  
SANTA FE, NEW MEXICO 87501-2786  
Telephone (505) 827-6661  
[www.ped.state.nm.us](http://www.ped.state.nm.us)

PATRICIA GIPSON, CHAIR  
PUBLIC EDUCATION COMMISSION

DR. ARSENIO ROMERO  
SECRETARY OF EDUCATION

Patricia Gipson, Chair  
District 7, Las Cruces

Steven J. Carrillo, Vice Chair  
District 10, Santa Fe

Timothy E. Beck, Secretary  
District 2, Albuquerque

Melissa Armijo, Member  
District 1, Albuquerque

Rebekka Burt, Member  
District 4, Rio Rancho

Alan Brauer, Member  
District 3, Albuquerque

Sharon Clahchischillige, Member  
District 5, Aztec

Stewart Ingham, Member  
District 6, Deming

Michael M. Taylor, Member  
District 8, Roswell

K.T. Manis, Member  
District 9, Hobbs

February 21, 2024

Margarita Porter  
Susie Kimble  
New America School-Las Cruces  
[mporter@lcnas.org](mailto:mporter@lcnas.org)  
[Susie.kimble@lcnas.org](mailto:Susie.kimble@lcnas.org)

Dear Ms. Porter and Ms. Kimble:

Thank you for all of your hard work to support children in New Mexico. As you know, the Charter School Division (CSD) has completed its annual report for SY 2022-2023 for your school and presented this report along with your responses to the Public Education Commission (PEC) at its February 2024 meeting.

As outlined in New Mexico rule NMAC 6.2.9.12 and 13<sup>10</sup>, the PEC has accepted this annual report. Further, as set out in the rule, the PEC asked me to provide you with notice that the PEC has issued an overall annual report notice of satisfactory performance. Thank you for this strong work.

In addition to the overall notice, the PEC has identified several areas of unsatisfactory performance related to

- the Vistas designation of Comprehensive Support School (CSI)- Graduation,
- “working to meet” performance on one Mission Specific goal, and
- organizational concerns listed on page 11 of the annual report, indicators 1.b., and 3.c

All items listed should be corrected by the next annual report.

<sup>10</sup> <https://www.srca.nm.gov/parts/title06/06.002.0009.html>

With regard to the negative growth identified in the annual report, you can show that growth using any reliable tool you wish prior to the next annual report. You do not have to rely on the State accountability system or its methodology for identifying growth.

You will work with your staff and board and report to the CSD through the annual site visit and report process to show your progress. If you are successful in improving the performance, CSD will report that in the next annual report, and the concerns will be identified as corrected. If you are not successful (which we hope will not be the case), the school may receive a notice of uncorrected unsatisfactory performance next year which could impact the ultimate renewal of the school.

The contract and all annual reports for the school are located here: <https://webnew.ped.state.nm.us/bureaus/public-education-commission/charter-school-contracts/> The SY 2022-2023 annual report and this letter will be made a part of the record of performance of the school. Please feel free to reach out to CSD or me with any questions. On behalf of the Commission, I thank you for your efforts.

Sincerely,

*/s/ Patricia Gipson*

Chair, Public Education Commission  
District 7