



STATE OF NEW MEXICO
PUBLIC EDUCATION DEPARTMENT
300 DON GASPAR
SANTA FE, NEW MEXICO 87501-2786
Telephone (505) 827-5800
www.ped.state.nm.us

ARSENIO ROMERO, Ph.D.
SECRETARY OF EDUCATION

MICHELLE LUJAN GRISHAM
GOVERNOR

**Charter Schools Division
2022-23 Annual Report
February 6, 2024**

School Name: Roots and Wings Community School

School Address: 35 La Lama Road Questa, NM 87556

Head Administrator: Jon Orris

Governing Board Chair: Scotney Blackburn

Business Manager: Sarah Piña

Authorized Grade Levels: K-8

Grade Levels Served: K-8

Authorized Enrollment Cap: 60

2022-23 End of Year Enrollment: 47¹

Contract Term: 2021-2026

Waivers: Evaluation Standards for School Performance

Mission:

The mission of Roots and Wings Charter School is to inspire our students to academic and personal excellence. Our innovative learning community creates classroom, farm and wilderness adventure - engaging the head, hands and heart - enabling students to achieve more than they think possible and to take an active role in our ever-changing world.

¹ School reports EOY enrollment of 50, however, enrollment report from STARS indicates 47.

Educational Program:

5.1.1 Roots & Wings Community School make education relevant, experiential, compelling and engaging. Because of this, the RWCS is inspired by Expeditionary Learning (EL Education), a nationally acclaimed school reform program with an emphasis upon adventurous learning and a proven record of significant student academic improvement. At the center of the RWCS curriculum is the concept of the "Learning Expedition," an engaging interdisciplinary, academically rigorous thematic unit that is project-based and lasts for many weeks. Each Learning Expedition at RWCS is aligned with the New Mexico State Content Standards, Common Core State Standards, and the Next Generation Science Standards.

5.1.2 At least 3 times per year, teachers are provided professional development in disaggregation of data. Data analysis following assessments is key to finding out where students are at academically and making changes in program delivery as necessary to meet the needs of all students for academic achievement.

5.1.3 The school offers front country adventures (grades K-2), three-day backpack trips (grades 3-5), and five-day backpack trips (grades 6-8) through which they experience the wonders of the wilderness and the transformation that comes from pushing themselves beyond their perceived limits. The experiences are provided at least two times a year. Students come to the school for these types of outdoor opportunities that are not offered in most public schools.

5.1.4 Each student at our school is a member of a crew. Our primary focus in Crew is to ensure that each student:

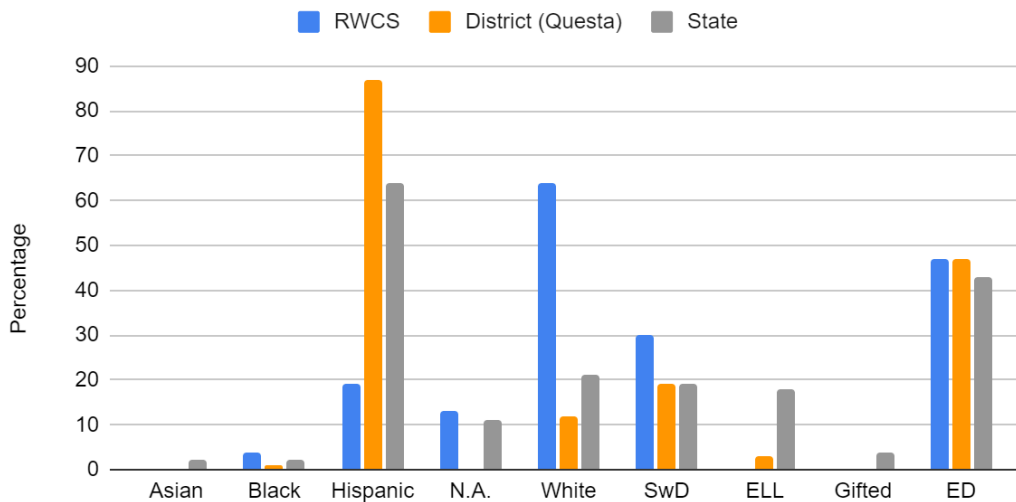
- (1) is known well by at least one adult within the school and
- (2) is an active member of a consistent and on-going small-scale peer community.

5.1.5 Student-Led Conferences

All parents are encouraged to attend student-led conferences twice per year. In a student-led conference, students reflect on their progress in all subjects, which are aligned with the Common Core State Standards. They do this by doing deep reflections over multiple drafts of their work. Students are required to show their areas of strength and weakness in these student-led conferences, which offers hugely valuable information for parents to understand exactly what their students are learning and the ways in which they are growing.

Demographics as reported in STARS 2022-23 End of Year (EOY)

Enrollment by Subgroup EOY 2022-23



Source: STARS Enrollment Subgroup Percentages with Averages

Academic Performance

Academic Performance Framework Indicators	2022-23 Score (100 points possible)
1: State Accountability System: NMVistas Overall Score	51
2: Subgroup performance: high, middle, and low-performing quartiles	unavailable
3: School-specific Goals: if two goals, average of points on each	100
Overall Academic Score: average of indicators 1 and 3	75.5

State Accountability System:

State and federal statute mandates accountability for all public schools. This section provides a snapshot of the school's academic performance according to data collected by the Public Education Department (PED) for the 2022-23 school year.

The New Mexico State Accountability System ([NMVISTAS](#)) gives every public school in the state an overall score. For 2022-23, NMVistas scored schools according to the following designations:

- School of Excellence: Schools performing in the top 10% of all schools on the NMVistas school index.
- Spotlight School: Schools performing in the next 15% of all schools on the NMVistas school index.

- Traditional School: Schools performing below the top 25% of schools and not designated for additional supports per the following designations.
- Targeted Support and Improvement School (TSI): Schools serving a student group that falls below the cutoff for CSI schools (described below).
- Additional Targeted Support and Improvement (ATSI): TSI schools serving a student group that is performing in the lowest 5% of all schools.
- Comprehensive Support School (CSI): Title I schools that are:
 - o performing in the lowest 5% of Title I schools in New Mexico as identified by the school index score;
 - o have an average four-year graduation rate less than or equal to 66.67% over the past three years;
 - o a Title I school that was previously identified as ATSI due to low performing subgroups that has not demonstrated sufficient improvement in those subgroups over 3 years; or
 - o the department may identify additional schools as CSI schools as deemed necessary.
- More Rigorous Intervention (MRI): Schools not exiting CSI status after 3 years receiving support.

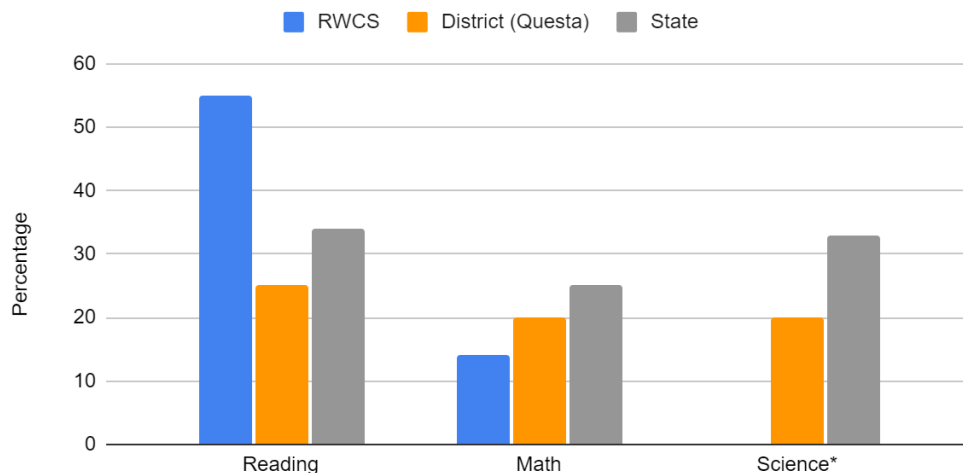
Details and criteria for each type of designation are provided on the [NMVISTAS](#) web page.

For the school year 2022-23, **Roots and Wings Community School** received a designation of **Traditional**.

Proficiency

Because science is assessed only in grades 5, 8, and 11, schools that do not serve these grades do not have science proficiency data.

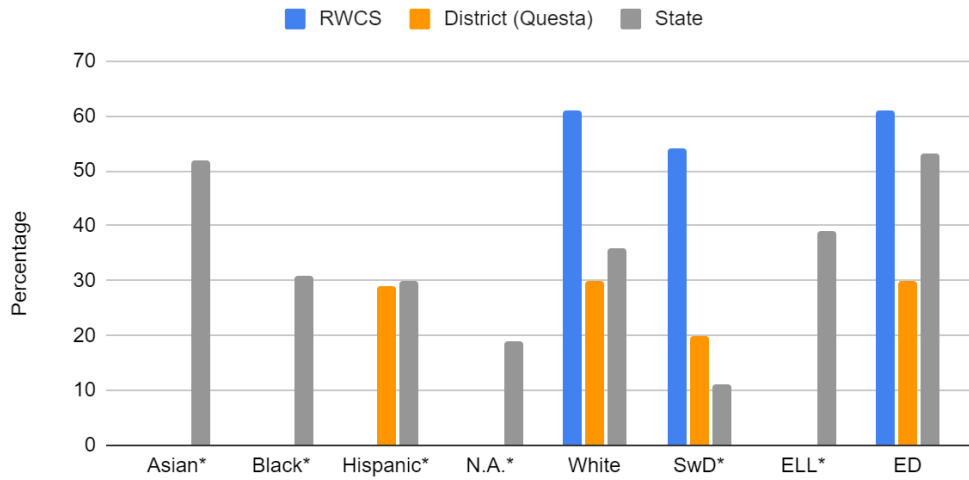
Percent of Students Proficient in Core Subjects 2022-23



Source: NMVistas.org

***Note:** science is masked for RWCS due to population size. District populations are also masked, $\leq 20\%$ in math and science.

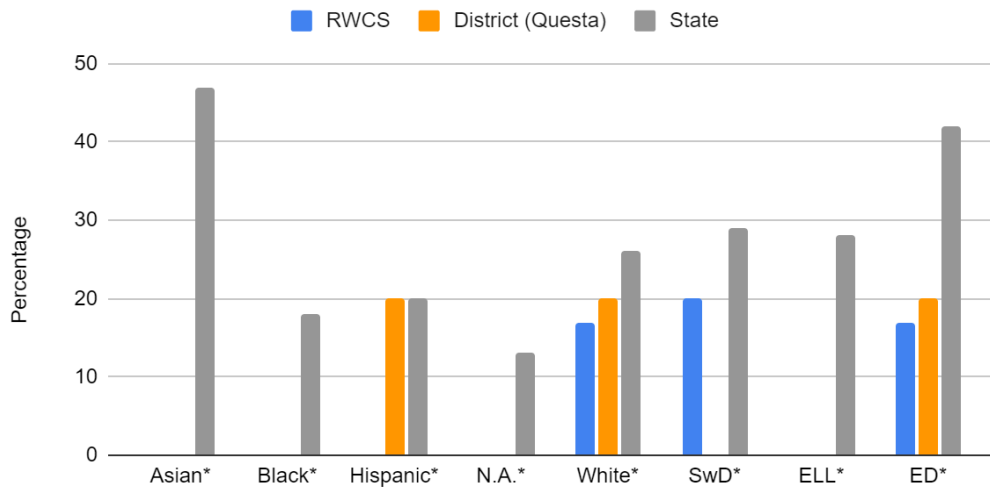
Percent Proficient in Reading by Subgroup 2022-23



Source: NMVistas.org

***Note:** groups are masked due to population size, and/or some groups are not represented in the school or district. District students with disabilities also masked, $\leq 20\%$ in reading.

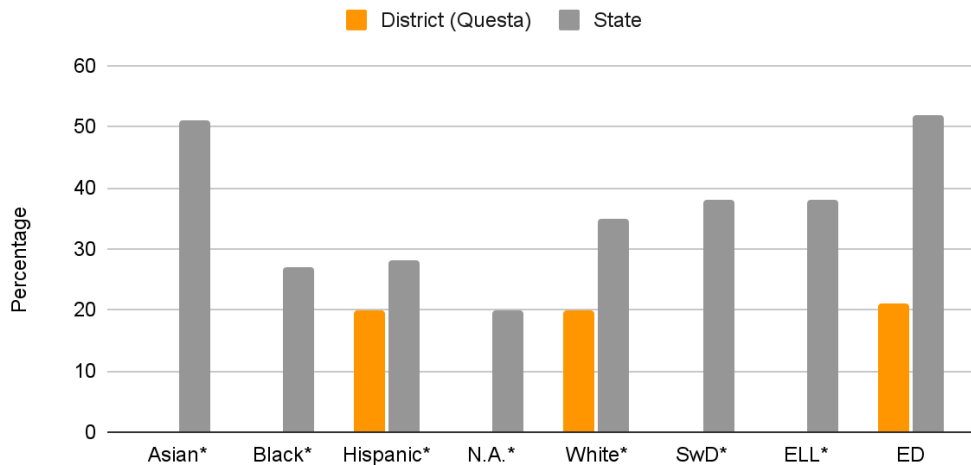
Percent Proficient in Math by Subgroup 2022-23



Source: NMVistas.org

***Note:** groups are masked due to population size, and/or some groups are not represented in the school or district. Students with disabilities at the school also masked, $\leq 20\%$ in math. District populations are also masked, $\leq 20\%$ in math for Hispanic, white, and economically disadvantaged.

Percent Proficient in Science by Subgroup 2022-23

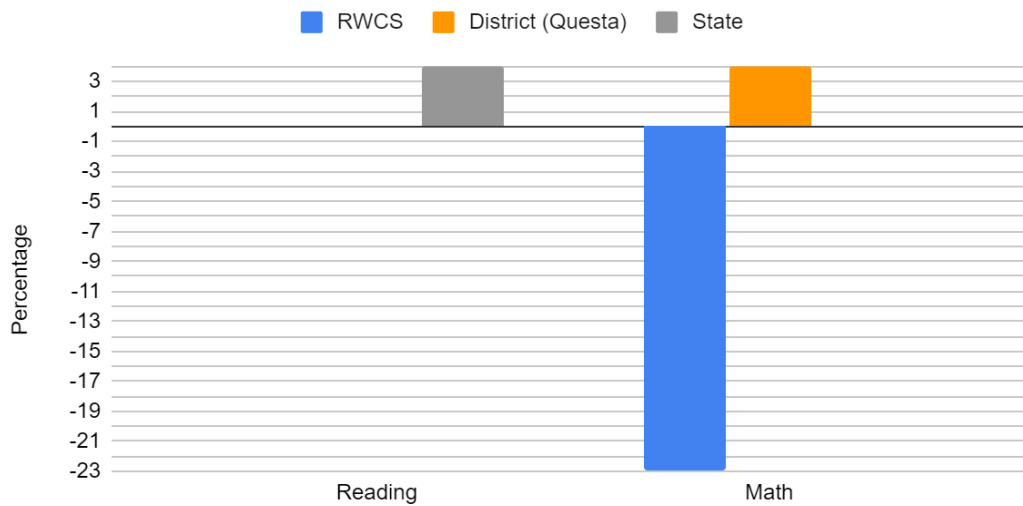


Source: NMVistas.org

***Note:** School data for science is masked due to population size. District groups are masked due to population size, and/or some groups are not represented. District Hispanic and white populations are also masked, $\leq 20\%$ in science.

Improvement (Growth)

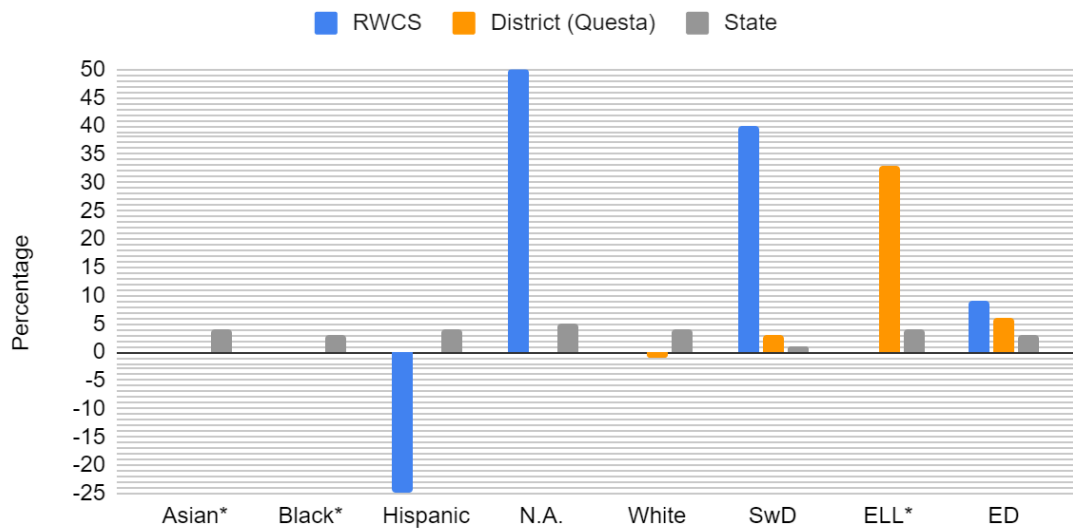
Percent Growth for All Students (2021-22 to 2022-23)



Source: Assessment, Research, Evaluation, and Accountability Bureau of PED

***Note:** Reading growth was 0% for school and district, and math growth was 0% for the state for SY2023.

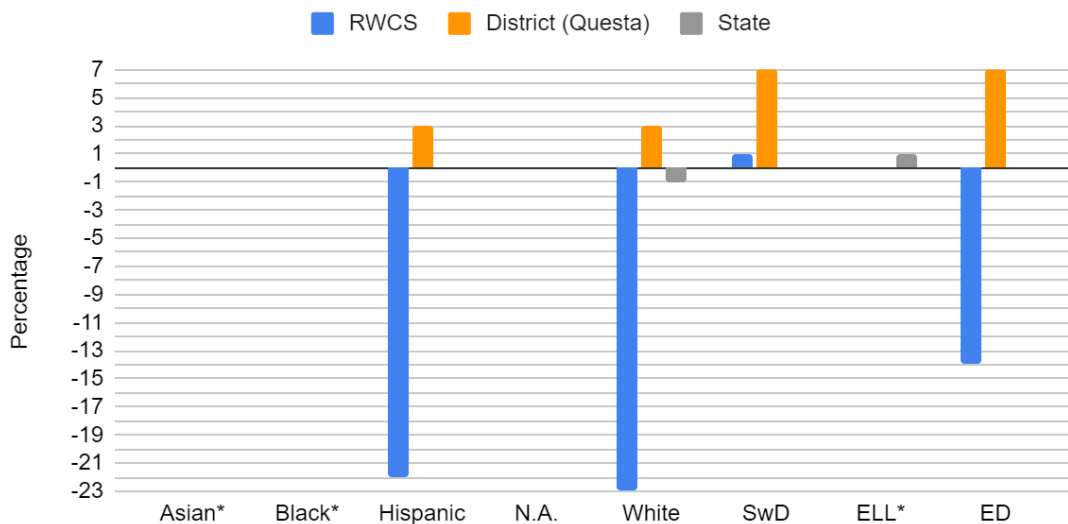
ELA Percent Growth by Subgroup (2021-22 to 2022-23)



Source: Assessment, Research, Evaluation, and Accountability Bureau of PED

***Note:** groups are masked due to population size.

Math Percent Growth by Subgroup (2021-22 to 2022-23)



Source: Assessment, Research, Evaluation, and Accountability Bureau of PED

***Note:** groups are masked due to population size.

English Learner Progress (NMVistas): 0%

Mission-Specific Goals

Goal 1: : 75-90% of students, enrolled on both the 40th and 120th days, score 3.5 or above on the portfolio rubric.

- Students participate in two student-led conferences (SLC) per school year that include reflection on a rubric of Habits of Work and Learning (HOWL's).
- Measurement tool (portfolio rubric) is administered once per year at the end-of-year student-led conference, by the lead cohort teacher to the student.

Performance Level	Target	Points
Exceeds Standard	Greater than 90% of students, enrolled on both the 40th and 120th days, score 3.5 or above on the portfolio rubric.	100
Meets Standard	At least 75% of students, enrolled on both the 40th and 120th days, score 3.5 or above on the portfolio rubric.	75
Does Not Meet Standard	At least 50% of students, enrolled on both the 40th and 120th days, score 3.5 or above on the portfolio rubric.	25
Falls Far Below Standard	Less than 50% of students, enrolled on both the 40th and 120th days, score 3.5 or above on the portfolio rubric.	0

Rating: Exceeds Standard- 93.6% student attainment- 100 pts.

Organizational and Financial Performance Framework

2022-23 Overall Rating: Meets Standard

Pursuant to the [PEC Performance Framework and Accountability System](#), schools receive ratings of **Meets Standard**, **Working to Meet Standard**, or **Does Not Meet Standard** for individual indicators in the framework. Explanations for any rating other than Meets Standard are provided below.

The school also receives an overall rating of either **Meets Standard** or **Does Not Meet Standard** for the year. If a school receives a **Does Not Meet Standard** rating for three or more indicators, it will receive an overall rating of **Does Not Meet Standard**.

If a school receives a **Does Not Meet Standard** rating, on any indicator, the CSD and PEC may conduct a closer review the following year on that indicator, and/or the PEC may require the school to submit a corrective action plan in order to specify actions and a timeline to correct the performance deficiency.

A school may receive a **Working to Meet Standard** rating on multiple indicators and still receive an overall rating of **Meets Standard**. If a school receives this rating across multiple years, the CSD and PEC

may conduct a closer review the following year on that indicator, and the school will need to address the issue in its renewal application at the end of its charter term.

Roots and Wings Community School	2021-22	2022-23
Organizational and Financial Performance		
1a Mission and Educational Program	Meets Standard	Meets Standard
1b State Assessment Requirements	Working to Meet Standard	Meets Standard
1c Rights of Students with Disabilities	Meets Standard	Meets Standard
1d Rights of English Learners	Meets Standard	Meets Standard
1e Meeting Program Requirements	Meets Standard	Meets Standard
1f NM DASH Plan	Meets Standard	N/A
2a Financial Reporting and Compliance	Meets Standard	Meets Standard
2b Accounting Principles	Meets Standard	Meets Standard
2c Responsive to Audit Findings	Meets Standard	Meets Standard
2d Managing Grant Funds	Meets Standard	Meets Standard
2e Staffing for Fiscal Management	Meets Standard	Meets Standard
2f Internal Controls	Meets Standard	Meets Standard
3a Governance Requirements	Meets Standard	Meets Standard
3b Nepotism, Conflict of Interest	Meets Standard	Meets Standard
3c Reporting Requirements	Meets Standard	Working to Meet Standard
4a Rights of All Students	Meets Standard	Meets Standard
4b Attendance and Retention	Meets Standard	Working to Meet Standard
4c Staff Credentialing	Meets Standard	Meets Standard
4d Employee Rights	Meets Standard	Meets Standard
4e Background Checks, Ethics	Meets Standard	Meets Standard
5a Facilities	Meets Standard	Meets Standard
5b Transportation	Meets Standard	N/A
5c Health and Safety	Meets Standard	Meets Standard
5d Handling Information	Meets Standard	Meets Standard

Explanation of 2022-23 Indicator Ratings

3.c. Two late governing board amendment requests submitted.

4.B. EOY: Attendance rate is 94%; target is 95%.

Site Visit Attendees

Wednesday, March 8, 2023

CSD Team: Samantha Samioel (Lead), Kyle Wood, and Kimberly Gonzales

School Leadership: Jon Orris, Head Administrator

Governing Board: Aline Robertson, Erica Lannon, Scotney Blackburn and Amye Elizabeth Anderson



**STATE OF NEW MEXICO
PUBLIC EDUCATION COMMISSION
300 DON GASPAR
SANTA FE, NEW MEXICO 87501-2786
Telephone (505) 827-6661
www.ped.state.nm.us**

PATRICIA GIPSON, CHAIR
PUBLIC EDUCATION COMMISSION

DR. ARSENIO ROMERO
SECRETARY OF EDUCATION

Patricia Gipson, Chair
District 7, Las Cruces

Steven J. Carrillo, Vice Chair
District 10, Santa Fe

Timothy E. Beck, Secretary
District 2, Albuquerque

Melissa Armijo, Member
District 1, Albuquerque

Rebekka Burt, Member
District 4, Rio Rancho

Alan Brauer, Member
District 3, Albuquerque

Sharon Clahchischillage, Member
District 5, Aztec

Stewart Ingham, Member
District 6, Deming

Michael M. Taylor, Member
District 8, Roswell

K.T. Manis, Member
District 9, Hobbs

February 21, 2024

Jon Orris
Scotney Blackburn
Roots and Wings Community School
jorris@rwcs.org
sblackburn.gc@rwcs.org

Dear Mr. Orris and Ms. Blackburn:

Thank you for all of your hard work to support children in New Mexico. As you know, the Charter School Division (CSD) has completed its annual report for SY 2022-2023 for your school and presented this report along with your responses to the Public Education Commission (PEC) at its February 2024 meeting.

As outlined in New Mexico rule NMAC 6.2.9.12 and 13¹³, the PEC has accepted this annual report. Further, as set out in the rule, the PEC asked me to provide you with notice that the PEC has issued an overall annual report notice of satisfactory performance. Thank you for this strong work.

In addition to the overall notice, the PEC has identified one area of unsatisfactory performance related to

negative growth for all students in math and for the student subgroups as listed on pages 6-7 of the annual report.

which should be corrected by the next annual report. With regard to the negative growth identified in the annual report, you can show that growth using any reliable tool you wish prior to the next annual report. You do not have to rely on the State accountability system or its methodology for identifying growth.

¹³ <https://www.srca.nm.gov/parts/title06/06.002.0009.html>

You will work with your staff and board and report to the CSD through the annual site visit and report process to show your progress. If you are successful in improving the performance, CSD will report that in the next annual report, and the concerns will be identified as corrected. If you are not successful (which we hope will not be the case), the school may receive a notice of uncorrected unsatisfactory performance next year which could impact the ultimate renewal of the school.

The contract and all annual reports for the school are located here: <https://webnew.ped.state.nm.us/bureaus/public-education-commission/charter-school-contracts/> The SY 2022-2023 annual report and this letter will be made a part of the record of performance of the school. Please feel free to reach out to CSD or me with any questions. On behalf of the Commission, I thank you for your efforts.

Sincerely,

/s/ Patricia Gipson

Chair, Public Education Commission
District 7