



STATE OF NEW MEXICO  
PUBLIC EDUCATION DEPARTMENT  
300 DON GASPAR  
SANTA FE, NEW MEXICO 87501-2786  
Telephone (505) 827-5800  
[www.ped.state.nm.us](http://www.ped.state.nm.us)

ARSENIO ROMERO, Ph.D.  
SECRETARY OF EDUCATION

MICHELLE LUJAN GRISHAM  
GOVERNOR

**Charter Schools Division  
2022-23 Annual Report DRAFT  
February 2, 2024**

**School Name:** South Valley Preparatory School

**School Address:** 2551 Karsten Ct. SE Albuquerque, NM 87102

**Head Administrator:** Baylor Del Rosario

**Governing Board Chair:** Brittney Barreras

**Business Manager:** Maria Fidalgo

**Authorized Grade Levels:** 6-8

**Grade Levels Served:** 6-8

**Authorized Enrollment Cap:** 210

**2022-23 End of Year Enrollment:** 183

**Contract Term:** 2020-2025

**Waivers:** None

**Mission:**

The mission of South Valley Preparatory School is to provide a small, safe and unique family learning community where students are prepared for high school and beyond.

**Educational Program:**

i. Students are looped within family strands where they maintain the same core content teachers in Math, Science and Humanities, all 3 years of middle school. This looping provides consistency and rigor in instruction, a safe and small learning environment as well as a

foundation to build authentic, rich relationships that support student academic and personal growth.

ii. All students are provided a school-developed rigorous, consistent and research-based reading instruction framework for the entire three years of their middle school experience, as evidenced on student schedules and short cycle reading assessments.

iii. Fine arts instruction is an integral part of the curriculum at South Valley Preparatory.

iv. Service learning and the authentic, real-life application of being an active participant in community based projects that positively impact people will be implemented to strengthen the values of community support and social networking that are at the core of the South Valley community. This will be evidenced by student presentations, portfolios and project artifacts.

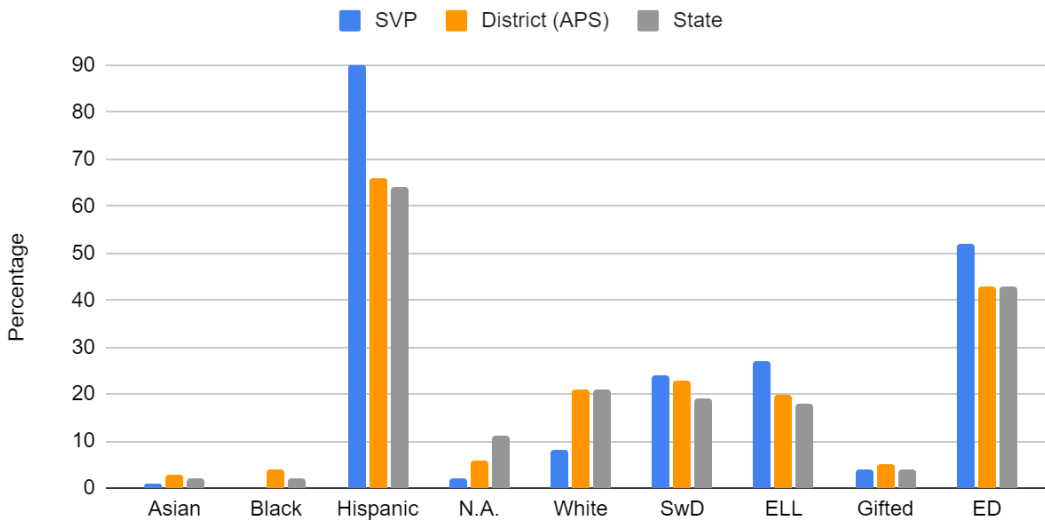
v. The school provides at least one outdoor classroom experience annually for all 7th grade students. Outdoor experiences provide students with learning opportunities such as archeology, native history, forest restoration and team-building activities.

vi. School will provide after school programs with emphasis on math, science and robotics programming.

vii. SVP implements a well-rounded health and wellness initiative where all students are provided resources and support that fosters physical, social and emotional health and wellness and healthy choices via healthy fresh meals, access to fresh fruits and vegetables, organic farming methods, culture and identity learning, and physical education and fitness for all three (3) years in middle school.

### **Demographics as reported in STARS 2022-23 End of Year (EOY)**

## Enrollment by Subgroup EOY 2022-23



Source: STARS Enrollment Subgroup Percentages with Averages

## Academic Performance

Academic Performance Framework Indicators	2022-23 Score (100 points possible)
1: State Accountability System: NMVistas Overall Score	<b>36</b>
2: Subgroup performance: high, middle, and low-performing quartiles	unavailable
3: School-specific Goals: if two goals, average of points on each	<b>0</b> <b>Data not reported</b>
<b>Overall Academic Score: average of indicators 1 and 3</b>	<b>18</b>

### State Accountability System:

State and federal statute mandates accountability for all public schools. This section provides a snapshot of the school's academic performance according to data collected by the Public Education Department (PED) for the 2022-23 school year.

The New Mexico State Accountability System ([NMVISTAS](#)) gives every public school in the state an overall score. For 2022-23, NMVistas scored schools according to the following designations:

- School of Excellence: Schools performing in the top 10% of all schools on the NMVistas school index.
- Spotlight School: Schools performing in the next 15% of all schools on the NMVistas school index.

- Traditional School: Schools performing below the top 25% of schools and not designated for additional supports per the following designations.
- Targeted Support and Improvement School (TSI): Schools serving a student group that falls below the cutoff for CSI schools (described below).
- Additional Targeted Support and Improvement (ATSI): TSI schools serving a student group that is performing in the lowest 5% of all schools.
- Comprehensive Support School (CSI): Title I schools that are:
  - o performing in the lowest 5% of Title I schools in New Mexico as identified by the school index score;
  - o have an average four-year graduation rate less than or equal to 66.67% over the past three years;
  - o a Title I school that was previously identified as ATSI due to low performing subgroups that has not demonstrated sufficient improvement in those subgroups over 3 years; or
  - o the department may identify additional schools as CSI schools as deemed necessary.
- More Rigorous Intervention (MRI): Schools not exiting CSI status after 3 years receiving support.

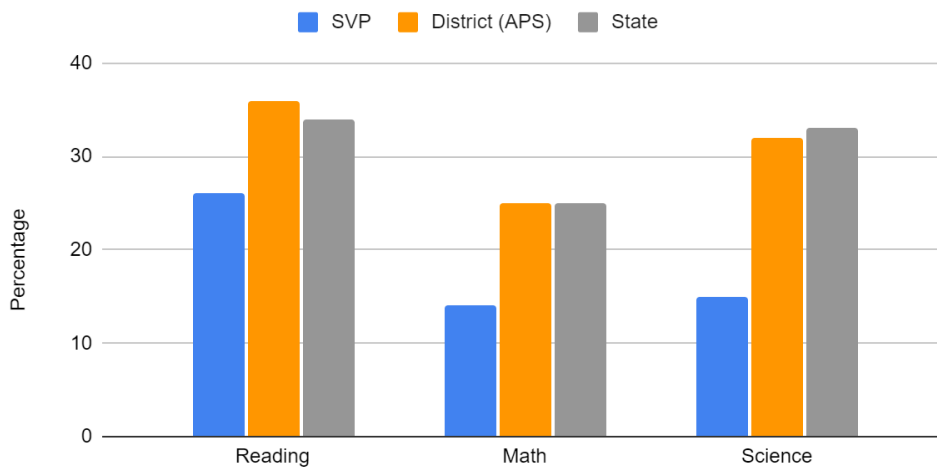
Details and criteria for each type of designation are provided on the [NMVISTAS](#) web page.

For the school year 2022-23, **South Valley Prep** received a designation of **Traditional**.

### Proficiency

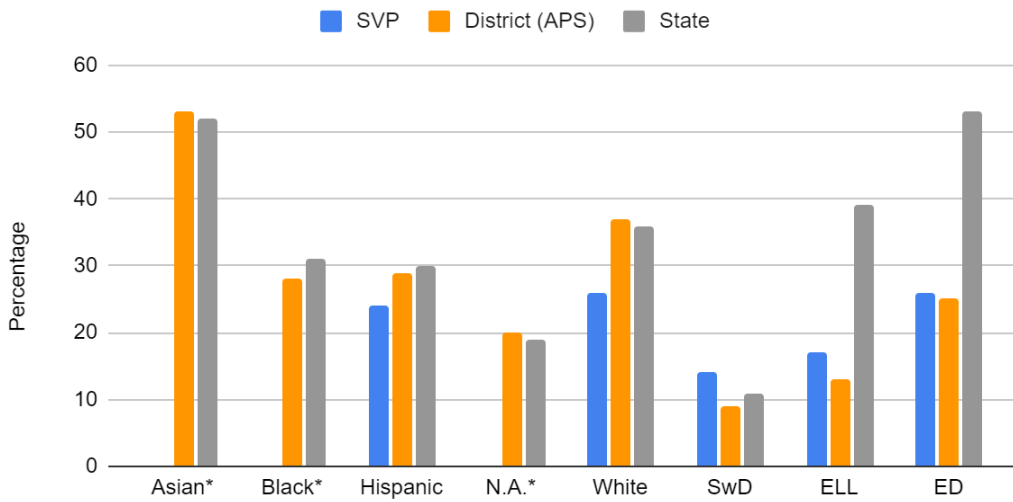
Because science is assessed only in grades 5, 8, and 11, schools that do not serve these grades do not have science proficiency data.

Percent of Students Proficient in Core Subjects 2022-23



Source: NMVistas.org

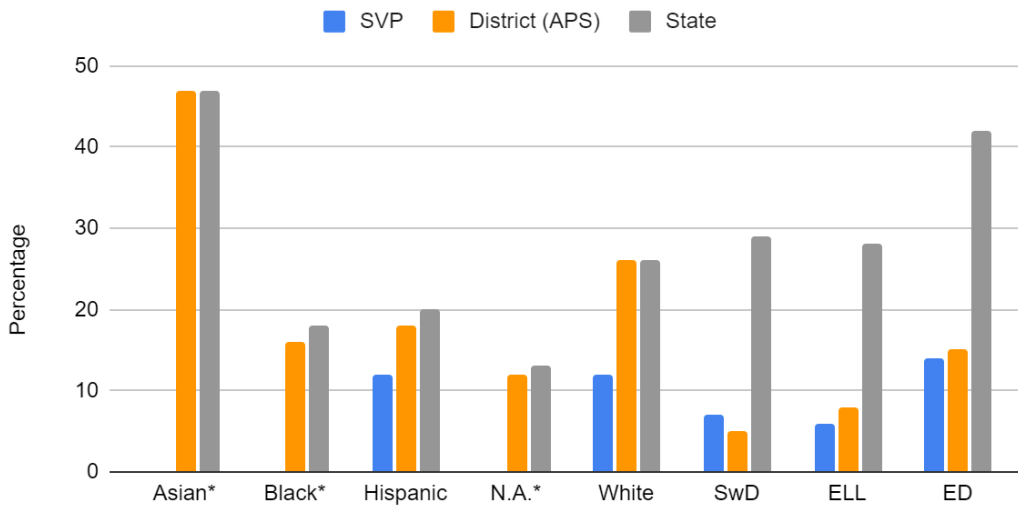
## Percent Proficient in Reading by Subgroup 2022-23



Source: NMVistas.org

**\*Note:** groups are masked due to population size, and/or some groups are not represented in the school.

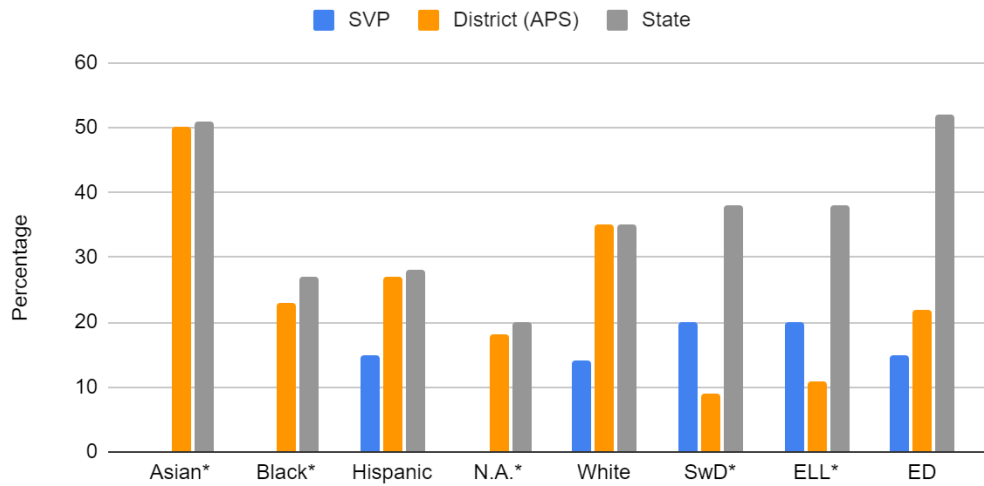
## Percent Proficient in Math by Subgroup 2022-23



Source: NMVistas.org

**\*Note:** groups are masked due to population size, and/or some groups are not represented in the school.

## Percent Proficient in Science by Subgroup 2022-23

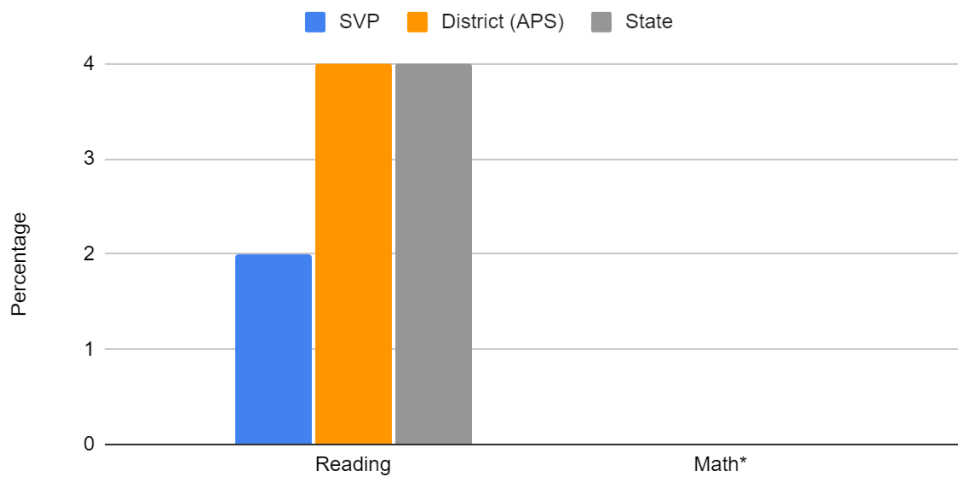


Source: NMVistas.org

**\*Note:** groups are masked due to population size, and/or some groups are not represented in the school. Students with Disabilities and English Language Learner populations are also masked:  $\leq 20\%$  in science.

## Improvement (Growth)

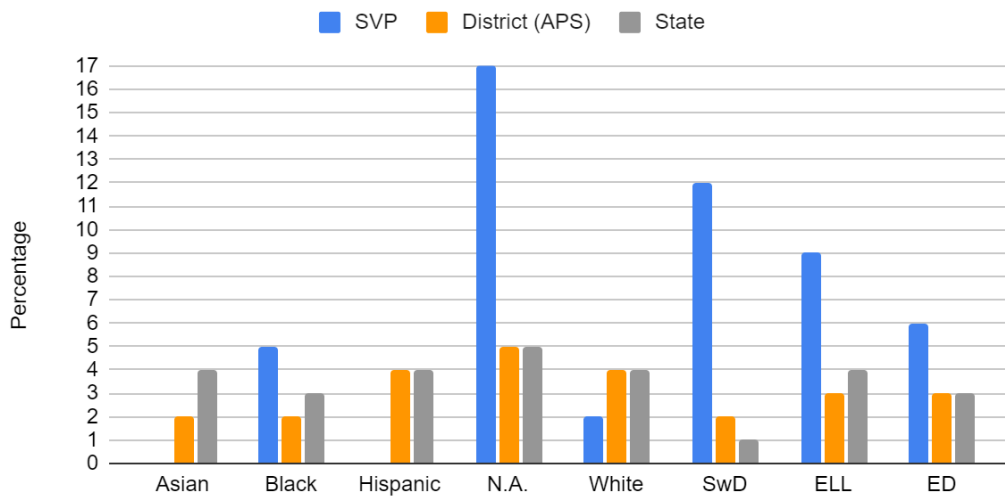
### Percent Growth for All Students (2021-22 to 2022-23)



Source: Assessment, Research, Evaluation, and Accountability Bureau of PED

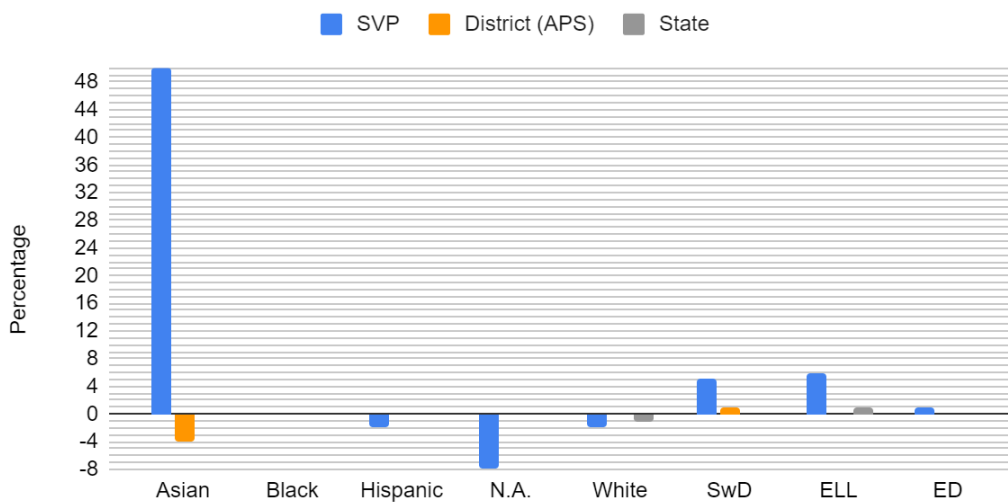
**\*Note:** Math growth was 0% for the state, district, and school for SY2023.

## ELA Percent Growth by Subgroup (2021-22 to 2022-23)



Source: Assessment, Research, Evaluation, and Accountability Bureau of PED

## Math Percent Growth by Subgroup (2021-22 to 2022-23)



Source: Assessment, Research, Evaluation, and Accountability Bureau of PED

**English Learner Progress (NMVistas):  $\leq 10\%$**

### Mission-Specific Goal

**Goal 1:** 80% to 85% of South Valley Prep students, enrolled on the 40th and 120th day, will score 91 or higher on the end of year Qualities for Success (Q for S) Assessment OR they will increase their beginning of year Q for S score by at least 10 points by the end of the year score on the Qualities for Success Report Card.

Performance Level	Target	Points
Exceeds Standard	86% or higher of South Valley Prep students, enrolled on the 40th and 120th day, will score 91 or higher on the end of year Qualities for Success (Q for S) Assessment OR they will increase their beginning of year Q for S score by at least 10 points by the end of the year score on the Qualities for Success Report Card.	100
Meets Standard	80% to 85% of South Valley Prep students, enrolled on the 40th and 120th day, will score 91 or higher on the end of year Qualities for Success (Q for S) Assessment OR they will increase their beginning of year Q for S score by at least 10 points by the end of the year score on the Qualities for Success Report Card.	75
Does Not Meet Standard	70% to 79% of South Valley Prep students, enrolled on the 40th and 120th day, will score 91 or higher on the end of year Qualities for Success (Q for S) Assessment OR they will increase their beginning of year Q for S score by at least 10 points by the end of the year score on the Qualities for Success Report Card.	25
Falls Far Below Standard	69% or less of South Valley Prep students, enrolled on the 40th and 120th day, will score 91 or higher on the end of year Qualities for Success (Q for S) Assessment OR they will increase their beginning of year Q for S score by at least 10 points by the end of the year score on the Qualities for Success Report Card.	0

**Rating: Falls far below-** School unable to report data.- **0 pts.**

## Organizational and Financial Performance Framework

**2022-23 Overall Rating: Meets Standard**

Pursuant to the [PEC Performance Framework and Accountability System](#), schools receive ratings of **Meets Standard**, **Working to Meet Standard**, or **Does Not Meet Standard** for individual indicators in the framework. Explanations for any rating other than Meets Standard are provided below.

The school also receives an overall rating of either **Meets Standard** or **Does Not Meet Standard** for the year. If a school receives a **Does Not Meet Standard** rating for three or more indicators, it will receive an overall rating of **Does Not Meet Standard**.

If a school receives a **Does Not Meet Standard** rating, on any indicator, the CSD and PEC may conduct a closer review the following year on that indicator, and/or the PEC may require the school to submit a corrective action plan in order to specify actions and a timeline to correct the performance deficiency.

A school may receive a **Working to Meet Standard** rating on multiple indicators and still receive an overall rating of **Meets Standard**. If a school receives this rating across multiple years, the CSD and PEC may conduct a closer review the following year on that indicator, and the school will need to address the issue in its renewal application at the end of its charter term.



South Valley Preparatory School	2020-21	2021-22	2022-23
<b>Organizational and Financial Performance</b>			
1a Mission and Educational Program	Meets Standard	Meets Standard	Meets Standard
1b State Assessment Requirements	Not Reviewed	Meets Standard	Meets Standard
1c Rights of Students with Disabilities	Meets Standard	Meets Standard	Meets Standard
1d Rights of English Learners	Meets Standard	Meets Standard	Working to Meet Standard
1e Meeting Program Requirements	Assurances	Meets Standard	Meets Standard
1f NM DASH Plan		N/A	N/A
2a Financial Reporting and Compliance	Working to Meet Standard	Meets Standard	Does Not Meet Standard
2b Accounting Principles	Meets Standard	Meets Standard	Meets Standard
2c Responsive to Audit Findings	Does Not Meet Standard	Meets Standard	Meets Standard
2d Managing Grant Funds	Meets Standard	Working to Meet Standard	Meets Standard
2e Staffing for Fiscal Management	Meets Standard	Working to Meet Standard	Meets Standard
2f Internal Controls	Meets Standard	Meets Standard	Meets Standard
3a Governance Requirements	Working to Meet Standard	Working to Meet Standard	Working to Meet Standard
3b Nepotism, Conflict of Interest	Assurances	Meets Standard	Meets Standard
3c Reporting Requirements	Assurances	Meets Standard	Meets Standard
4a Rights of All Students	Assurances	Meets Standard	Meets Standard
4b Attendance and Retention	Meets Standard	Working to Meet Standard	Working to Meet Standard
4c Staff Credentialing	Meets Standard	Meets Standard	Meets Standard
4d Employee Rights	Assurances	Does Not Meet Standard	Meets Standard
4e Background Checks, Ethics	Assurances	Meets Standard	Meets Standard
5a Facilities	Assurances	Meets Standard	Meets Standard
5b Transportation	Assurances	Meets Standard	Meets Standard
5c Health and Safety	Assurances	Working to Meet Standard	Meets Standard
5d Handling Information	Assurances	Meets Standard	Meets Standard

### Explanation of 2022-23 Indicator Ratings

- 1.d. As of EOY ELP Report, 1 student on report (marked exited but has never been found in prior EL proficient test).
- 2.a. Q1 one day late, Q3 one day late, Q4 one day late.
- 3.a. As of July 3, 2023 one board member did not complete any training hours.
- 4.b. EOY: Attendance rate is 91% (**Attendance rate must be 95%**).

### Site Visit Attendees

May 17, 2023

**CSD Team:** Lucy Valenzuela (Lead), Kyle Wood, Kristen LaVolpa, and Kimberly Gonzales (remote)  
**School Leadership:** Theresa Archulea (interim), Head Administrator  
**Governing Board:** Steven Cordova and Venessa Urioste



STATE OF NEW MEXICO  
PUBLIC EDUCATION COMMISSION  
300 DON GASPAR  
SANTA FE, NEW MEXICO 87501-2786  
Telephone (505) 827-6661  
[www.ped.state.nm.us](http://www.ped.state.nm.us)

PATRICIA GIPSON, CHAIR  
PUBLIC EDUCATION COMMISSION

DR. ARSENIO ROMERO  
SECRETARY OF EDUCATION

Patricia Gipson, Chair  
District 7, Las Cruces

Steven J. Carrillo, Vice Chair  
District 10, Santa Fe

Timothy E. Beck, Secretary  
District 2, Albuquerque

Melissa Armijo, Member  
District 1, Albuquerque

Rebekka Burt, Member  
District 4, Rio Rancho

Alan Brauer, Member  
District 3, Albuquerque

Sharon Clahchischillige, Member  
District 5, Aztec

Stewart Ingham, Member  
District 6, Deming

Michael M. Taylor, Member  
District 8, Roswell

K.T. Manis, Member  
District 9, Hobbs

February 21, 2024

Baylor Del Rosario  
Anna Trillo  
South Valley Preparatory School  
[baylor.delrosario@southvalleyprep.org](mailto:baylor.delrosario@southvalleyprep.org)  
[atrillo@southvalleyacademy.org](mailto:atrillo@southvalleyacademy.org)

Dear Mr. Del Rosario and Ms. Trillo:

Thank you for all of your hard work to support children in New Mexico. As you know, the Charter School Division (CSD) has completed its annual report for SY 2022-2023 for your school and presented this report along with your responses to the Public Education Commission (PEC) at its February 2024 meeting.

As outlined in New Mexico rule NMAC 6.2.9.12 and 13<sup>15</sup>, the PEC has accepted this annual report. Further, as set out in the rule, the PEC asked me to provide you with notice that the PEC has issued an overall annual report unsatisfactory performance related to

- academic performance on pages 2-6 of the annual report,
- failure to provide data on the school specific goal, and
- an organizational concern listed on page 9 of the annual report, indicator 2.a.

which should be corrected by the next annual report. The PEC expects improved outcomes in the next annual report. With regard to the negative growth identified in the annual report, you can show that growth using any reliable tool you wish prior to the next annual report. You do not have to rely on the State accountability system or its methodology for identifying growth.

<sup>15</sup> <https://www.srca.nm.gov/parts/title06/06.002.0009.html>

You will work with your staff and board and report to the CSD through the annual site visit and report process to show your progress. If you are successful in improving the performance, CSD will report that in the next annual report, and the concerns will be identified as corrected. If you are not successful (which we hope will not be the case), the school may receive a notice of uncorrected unsatisfactory performance next year which could impact the ultimate renewal of the school.

The contract and all annual reports for the school are located here: <https://webnew.ped.state.nm.us/bureaus/public-education-commission/charter-school-contracts/> The SY 2022-2023 annual report and this letter will be made a part of the record of performance of the school. Please feel free to reach out to CSD or me with any questions. On behalf of the Commission, I thank you for your efforts. We appreciated your work to improve the issues at the school and outcomes for students.

Sincerely,

*/s/ Patricia Gipson*

Chair, Public Education Commission  
District 7