



STATE OF NEW MEXICO  
PUBLIC EDUCATION DEPARTMENT  
300 DON GASPAR  
SANTA FE, NEW MEXICO 87501-2786  
Telephone (505) 827-5800  
[www.ped.state.nm.us](http://www.ped.state.nm.us)

ARSENIO ROMERO, Ph.D.  
SECRETARY OF EDUCATION

MICHELLE LUJAN GRISHAM  
GOVERNOR

**Charter Schools Division  
2022-23 Annual Report  
March 1, 2024**

**School Name:** Rio Grande Academy of Fine Arts

**School Address:** 1401 Old Coors Dr SW, Albuquerque, NM 87121

**Head Administrator:** Jordan Franco and Michele Platis

**Governing Board Chair:** Kathy McClendon

**Business Manager:** Jennifer Yamat

**Authorized Grade Levels:** K-12

**Grade Levels Served:** K-2, 6-7

**Authorized Enrollment Cap:** 1,144

**2022-23 End of Year Enrollment:** 78

**Contract Term:** 2022-2027

**Waivers:** None

**Mission:**

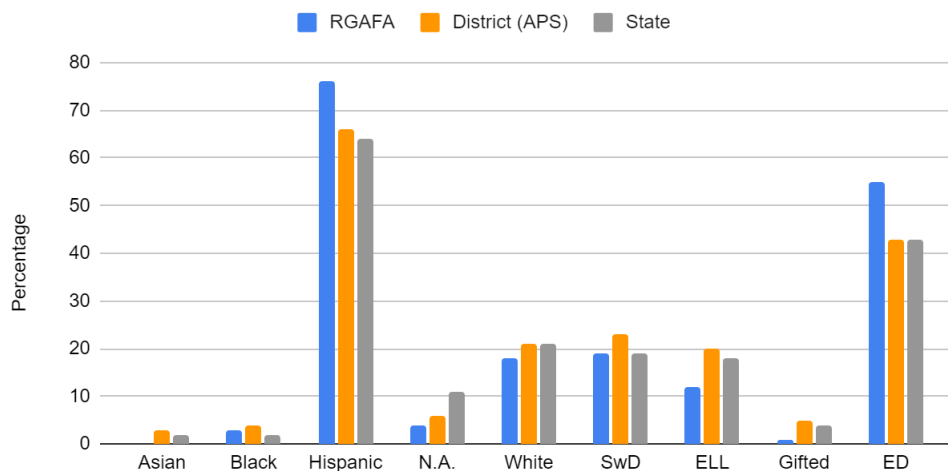
The mission of Rio Grande Academy of Fine Arts is to educate students through an arts-integration curriculum that promotes problem solving and creativity and supports all K-12 students to achieve grade-level standards.

**Educational Program:**

- A. Rio Grande Academy of Fine Arts will use arts integration and arts enhanced instruction. Arts integration instruction that is an approach to teaching and learning through which academic standards are taught and assessed equitably in and through the arts. Arts-integration is *what* we will teach, but it is also *how* we will teach.
- B. Students will receive rigorous, culturally responsive content-based on grade level CCSS while integrating the NM Core Arts Standards (NMCAS) to allow students to reach goals while investigating their talents.
- C. Through community partnerships of local media, performing, and visual artists and organizations, students will be exposed to and learn a variety of art forms.

**Demographics as reported in STARS 2022-23 End of Year (EOY)**

Enrollment by Subgroup EOY 2022-23



Source: STARS Enrollment Subgroup Percentages with Averages

**Academic Performance**

Academic Performance Framework Indicators	2022-23 Score (100 points possible)
1: State Accountability System: NMVistas Overall Score	51
2: Subgroup performance: high, middle, and low-performing quartiles	unavailable
3: School-specific Goals: if two goals, average of points on each	100
<b>Overall Academic Score: average of indicators 1 and 3</b>	<b>75.5</b>

## State Accountability System:

State and federal statute mandates accountability for all public schools. This section provides a snapshot of the school's academic performance according to data collected by the Public Education Department (PED) for the 2022-23 school year.

The New Mexico State Accountability System ([NMVISTAS](#)) gives every public school in the state an overall score. For 2022-23, NMVistas scored schools according to the following designations:

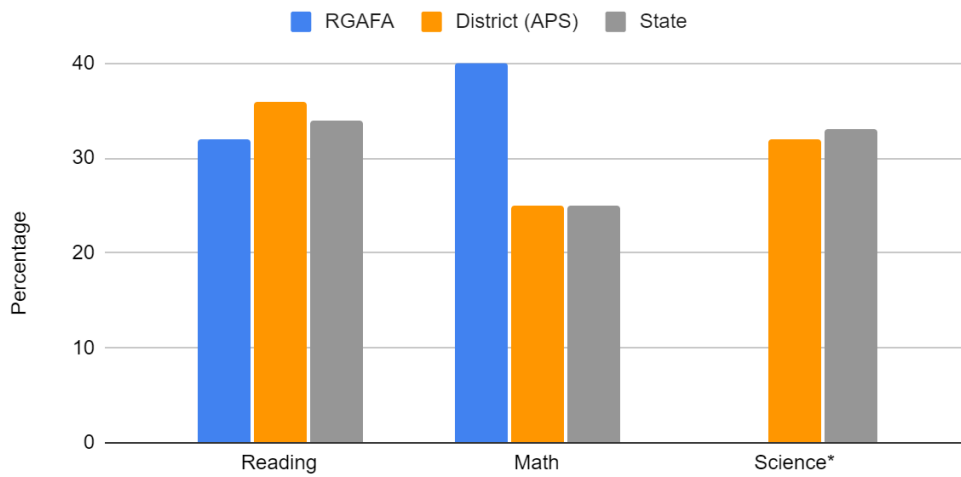
- School of Excellence: Schools performing in the top 10% of all schools on the NMVistas school index.
- Spotlight School: Schools performing in the next 15% of all schools on the NMVistas school index.
- Traditional School: Schools performing below the top 25% of schools and not designated for additional supports per the following designations.
- Targeted Support and Improvement School (TSI): Schools serving a student group that falls below the cutoff for CSI schools (described below).
- Additional Targeted Support and Improvement (ATSI): TSI schools serving a student group that is performing in the lowest 5% of all schools.
- Comprehensive Support School (CSI): Title I schools that are:
  - o performing in the lowest 5% of Title I schools in New Mexico as identified by the school index score;
  - o have an average four-year graduation rate less than or equal to 66.67% over the past three years;
  - o a Title I school that was previously identified as ATSI due to low performing subgroups that has not demonstrated sufficient improvement in those subgroups over 3 years; or
  - o the department may identify additional schools as CSI schools as deemed necessary.
- More Rigorous Intervention (MRI): Schools not exiting CSI status after 3 years receiving support.

Details and criteria for each type of designation are provided on the [NMVISTAS](#) web page.

For the school year 2022-23, the Vistas designation for **Rio Grande Academy of Fine Arts** is **Traditional**.

## Proficiency

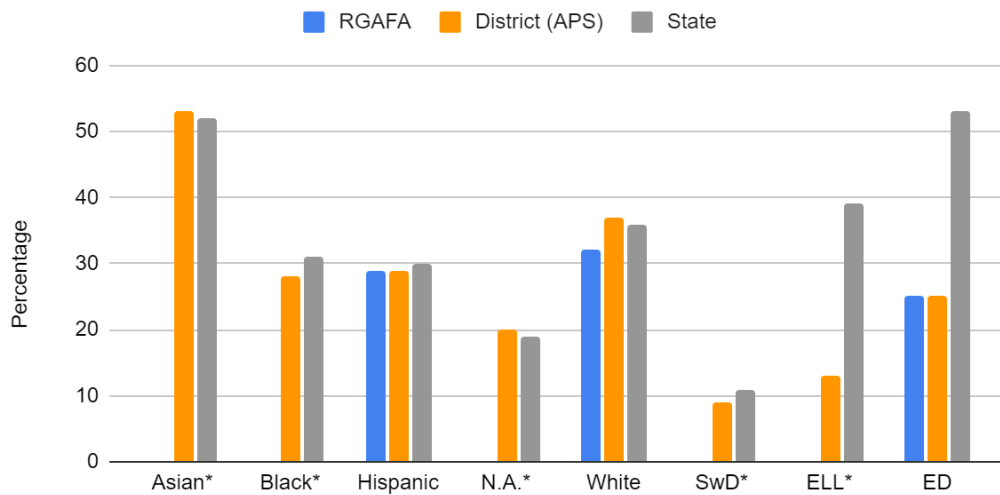
Percent of Students Proficient in Core Subjects 2022-23



Source: NMVistas.org

**\*Note:** Science proficiency is assessed only in grades 5, 8, and 11. This school served grades K-2 and 6-7 in 2022-23.

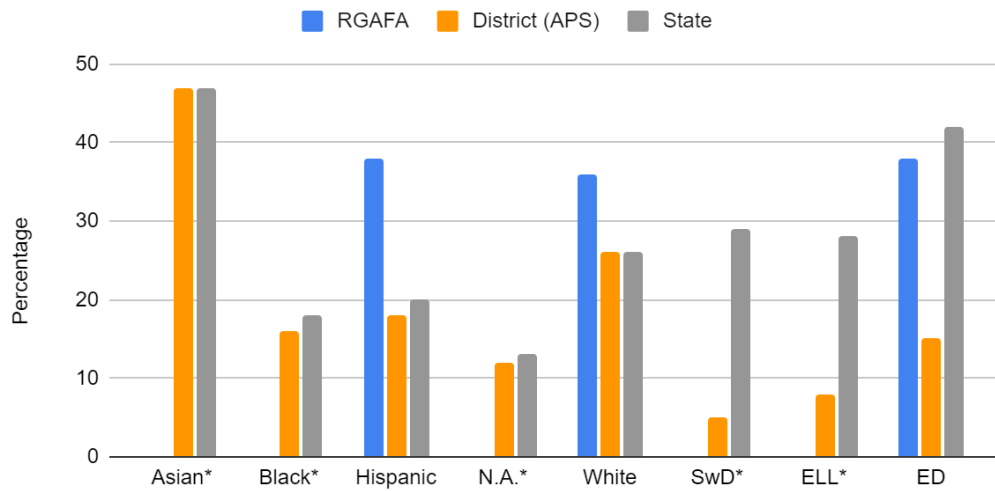
Percent Proficient in Reading by Subgroup 2022-23



Source: NMVistas.org

**\*Note:** Groups are masked due to population size.

## Percent Proficient in Math by Subgroup 2022-23



Source: NMVistas.org

**\*Note:** Groups are masked due to population size.

**Growth (improvement) rates in ELA and Math are unavailable on NMVistas at this time.**

**English Learner Progress:** Masked due to population size

### Mission-Specific Goals

**Goal 1:** All students enrolled on both the 40th and 120th day at Rio Grande Academy of Fine Arts (RioGAFA) will be given opportunities to demonstrate understanding of core academic subjects through a carefully designed arts integration curriculum. Teachers will administer arts integrated lessons and assessments throughout the year (based on grade-level standards) in which students will “construct and demonstrate understanding” (Kennedy Center arts integration definition) through art projects, presentations, performances, etc.

Performance Level	Target	Points
Exceeds Standard	90% to 100% of students will earn a minimum of “3” (meets standard) on the school’s rubric on at least two arts-integrated assessments for demonstrated understanding in core academic subjects and in the selected art form.	100
Meets Standard	80%-89% of students will earn a minimum of “3” (meets standard) on the school’s rubric on at least two arts-integrated assessments for demonstrated understanding in core academic subjects and in the selected art form.	75

Working to Meet Standard	70%-79% of students will earn a minimum of “3” (meets standard) on the school’s rubric on at least two arts-integrated assessments for demonstrated understanding in core academic subjects and in the selected art form.	25
Does Not Meet Standard	69% or fewer of students will earn a minimum of “3” (meets standard) on the school’s rubric on at least two arts-integrated assessments for demonstrated understanding in core academic subjects and in the selected art form.	0

**Rating: Exceeds Standard- 94% attainment– 100 pts.**

**Goal 2:** All students enrolled on both the 40th and 120th day at Rio Grande Academy of Fine Arts (RioGAFA) will work with arts experts/mentors throughout the school year to prepare for, and participate in, at least one or two arts events (1 for K-5 and 2 for 6-12) by the end of the school year. RioGAFA has scheduled one arts-related day per quarter. On arts days, students will display artwork and/or perform (dance, film, music, and/or theatrical) for one another, families, and the community.

Performance Level	Target	Points
Exceeds Standard	86% to 100% of students will work with an art expert/mentor to prepare for, and to participate in, one (1) arts event for K-5 and two (2) arts events or 6-12 by the end of the school year.	100
Meets Standard	80%-85% of students will work with an art expert/mentor to prepare for, and to participate, in one (1) arts event for K-5 and two (2) arts events for 6-12 by the end of the school year.	75
Working to Meet Standard	70%-79% of students will work with an art expert/mentor to prepare for, and to participate in, one (1) arts event for K-5 and two (2) arts events for 6-12 by the end of the school year.	25
Does Not Meet Standard	69% or fewer students will work with an art expert/mentor to prepare for, and to participate in, one (1) arts event for K-5 and two (2) arts events for 6-12 by the end of the school year.	0

**Rating: Exceeds Standard- 96% attainment– 100 pts.**

## Organizational and Financial Performance Framework

**2022-23 Overall Rating: Meets Standard**

Pursuant to the [PEC Performance Framework and Accountability System](#), schools receive ratings of **Meets Standard**, **Working to Meet Standard**, or **Does Not Meet Standard** for individual indicators in the framework. Explanations for any rating other than Meets Standard are provided below.

The school also receives an overall rating of either **Meets Standard** or **Does Not Meet Standard** for the year. If a school receives a **Does Not Meet Standard** rating for three or more indicators, it will receive an overall rating of **Does Not Meet Standard**.

If a school receives a **Does Not Meet Standard** rating, on any indicator, the CSD and PEC may conduct a closer review the following year on that indicator, and/or the PEC may require the school to submit a corrective action plan in order to specify actions and a timeline to correct the performance deficiency.

A school may receive a **Working to Meet Standard** rating on multiple indicators and still receive an overall rating of **Meets Standard**. If a school receives this rating across multiple years, the CSD and PEC may conduct a closer review the following year on that indicator, and the school will need to address the issue in its renewal application at the end of its charter term.

<b>Rio Grande Academy of Fine Arts</b>	<b>2022-23</b>
<b>Organizational Performance</b>	
1a Mission and Educational Program	Meets Standard
1b State Assessment Requirements	Meets Standard
1c Rights of Students with Disabilities	Meets Standard
1d Rights of English Learners	Meets Standard
1e Meeting Program Requirements	Meets Standard
1f NM DASH Plan	Meets Standard
2a Governance Requirements	Meets Standard
2b Nepotism, Conflict of Interest	Meets Standard
2c Reporting Requirements	Meets Standard
3a Rights of All Students	Meets Standard
3b Attendance and Retention	Working to Meet Standard
3c Staff Credentialing	Does Not Meet Standard
3d Employee Rights	Meets Standard
3e Background Checks, Ethics	Meets Standard
4a Facilities	Meets Standard
4b Transportation	Meets Standard
4c Health and Safety	Meets Standard
4d Handling Information	Meets Standard
4e Information accessible to the public	Meets Standard
4f School climate	Meets Standard
5a Financial Reporting and Compliance	Meets Standard
5b Accounting Principles	Meets Standard
5c Responsive to Audit Findings	Meets Standard
5d Managing Grant Funds	Does Not Meet Standard
5e Staffing for Fiscal Management	Meets Standard
5f Internal Controls	Meets Standard

**Explanation of 2022-23 Indicator Ratings**

3.b. EOY: Attendance rate is 88%; target is 95%.

3.c. Licensure discrepancies not resolved at end of school year.

5d. 72.89% of current year percent remaining in SY22-23, Grant funds reverted 100% of grant funds for School Lunch Co-pay and Open SciEd Expansion Initiative and reverted >50% of the K-12 Plus/ELTP planning grant.

**Site Visit Attendees**

Thursday, March 2, 2023

**CSD Team:** Kristen LaVolpa (Lead), Ted Farnath, Rachel Stofocik, Kyle Wood and Kimberly Gonzales (Kyle & Kimbery attended remotely)

**School Leadership:** Jordan Franco and Michele Platis, Head Administrators

**Governing Board:** Jenn Pena