

















NM-ASR Tools and Accommodations for Computer-Based Testing

The New Mexico Assessment of Science Readiness (NM-ASR) has tools available in Kite[®] Student Portal to help students. Universal tools are available to all students while accommodations are only available to students who have a need identified in their Individual Education Plans, Section 504 Plans, or English-Learner (EL) Plan. Accommodations must be set up in [Kite Educator Portal](#) in Personal Needs & Preferences Settings (see below). Some accommodations are available to students outside of Kite Student Portal.

Available tools vary by grade. All tools and accommodations are usable on all supported devices.











Universal Tools Available to All Students As Needed

Icon	Tool	Description
	Closed Captioning	Provides text within videos for users as they watch and listen.
	Eraser	Remove highlighting and striker marks from the screen.
	Flag for Review	Flags a question for later review.
	Flag for Review Question Unanswered	The question is flagged for review but unanswered, changes the item number at the top of the screen to red with a flag graphic.
	Guide Line	Follows the pointer and lightly highlights the text of a reading passage line by line. On iPads, drag the highlight line through the text.
	Help	Help text bubble explaining how to answer the question based on the question type.
	Highlighter	Select text on the screen and highlight the selected text with a pink background.
	Keyboard Navigation	Displays keyboard location to user as they use standard keyboard options to navigate through interactive content.
	Mark for Review Question Answered	The question marked for review and answered, changes the item number at the top of the screen to blue with a flag graphic and a blue dot.
	Notes	Displays a yellow rectangle on the screen to type notes about the test content and organize their thoughts.
	Periodic Table	Displays a standard periodic table. Select an element to view information about it.
	Pointer	Select content in the assessment.
	Pop-Up Glossary	View definitions of pre-selected, construct-relevant words. On Spanish form, this will be given in Spanish.
	Search	Enter search terms and matching words highlight orange.
	Sketch Pad	Draw in a window area, work with shapes and lines, add text, arrows, and colors.
	Spell Check	For constructed response items, students have access to spell checking tool that flags words that the student misspells within Kite Student Portal.

Icon	Tool	Description
	Striker	Place a line through a multiple-choice answer choice to eliminate that choice.
	Tags	Use various tags within a reading passage. Tags remain in the passage until selecting clear all. Tags available are: Main idea, Supporting Details, Key Word, Evidence, Reread This, and Help.
	Text to Speech (TTS) Audio ¹ – Text Only	Synthetic voice is available to read directions, stimulus, and items aloud. This setting is available to all students. It does not need to be set in the PNP.
	Whole Screen Magnification	Magnify (Zoom) the screen 2.0X, 3.0X, 4.0X or 5.0X. Note: Student must select magnification to turn this feature on.
	Writing Tools	For constructed response items, students have access to standard writing tools such as bold, italics, underline, bullets, and numbering.

¹ Requires speakers or headsets.

Accommodations (available only when selected in the PNP) for students who have an IEP, 504, or EL plan

Icon	Tool	Description
	American Sign Language (ASL)	View ASL videos of assessment content.
	Auditory Calming ¹	Plays calming music while taking an assessment with six channel options.
	Color Contrast	Sets onscreen text color (foreground) and background color with foreground/background options for grey/black, yellow/black, green/white, and red/black.
	Reverse Contrast	Sets the text color to white and the background color to black.
	Color Overlay	Displays a light color background on the screen behind content with options for blue, yellow, grey, red, and green.
	Masking	Mask or electronically “cover” parts of an assessment. Answer masking automatically covers multiple-choice options. A black box displays to move and resize over areas of the screen. Custom is student controlled; answer masking appears by default.
	Switches	Interact with the assessment using a single or double switch/key instead of a mouse.
	TTS Audio ¹ – Text & Graphics	A synthetic voice describes graphics and reads tables such as column headings, row headings, and cell contents. NOTE: All students have access to TTS Audio for stimuli, items, and responses.
	TTS Audio ¹ – Non-Visual	A synthetic voice describe graphics and reads tables such column headings, row headings, and cell contents. Non-visual TTS includes additional descriptions for students with visual disabilities. NOTE: All students have access to TTS Audio for stimuli, items, and responses.
	Whole Screen Magnification	Magnify the screen with default or selectable 2.0X, 3.0X, 4.0X or 5.0X zoom. Note: If set in the PNP, this feature will activate by default.

¹ Requires speakers or headsets.

Accommodations Provided Outside The System

Accommodation	Description
---------------	-------------

Breaks	Test administrator may pause and resume test session as needed to provide student a break.
Separate Setting	Students can take the assessment in an individual setting away from peers and distraction.
Human Scribe	Test administrator available to transcribe for student. This includes selecting answer options as well as transcribing text for the student.

Personal Needs & Preferences (PNP) Profile

The PNP helps meet the needs of all learners. It defines a learner's needs and preferences for digitally delivered resources or services. Three categories in the PNP can be modified on a student's profile in Educator Portal:

1. "Display Enhancements": how resources are to be presented and structured;
2. "Language & Braille": how content is communicated to the learner; and,
3. "Audio & Environment Support": how content is audibly delivered, and the testing environment is adapted to fit a learner's needs; and
4. "Other Supports": supports provided outside of Kite Student Portal including Paper-Based Test needs and Human Scribes.

Special Forms – Spanish, Paper, Large Print & Braille

Students who have a need identified in their Individual Education Plans, Section 504 Plans, or EL Plan, requiring a special form assignment must have these selections made in the student's Personal Needs and Preferences (PNP) Profile in Kite Educator Portal. Forms available for the ASR include computer-based Spanish, standard paper, Spanish paper, large-print paper, Spanish large-print, and braille. Please see the [NM-ASR Test Coordinator Manual](#) for information about assigning and ordering special forms for students.