


EXHIBIT A (24106- PLANNING FY24-25)



IDEA-B Entitlement (24106) PLANNING AWARD FY24-25

OBMS ENTITY CODE	LOCAL EDUCATION AGENCY	UEI #	Total Preliminary Allocation (Revenue Code 44500)	Projected Carryover (Revenue Code 44504)	Grand Total Initial Planning Allocation
46	Alamogordo Public Schools	DGD9RLTTLRN5	\$ 1,623,103	\$ 72,906	\$ 1,696,008
1	Albuquerque Public Schools	RHSNF9JSGLJ5	\$ 24,091,316	\$ 5,638,204	\$ 29,729,520
30	Animas Public Schools	GHDFJ5EYDGH4	\$ 60,979	\$ 898	\$ 61,877
22	Artesia Public Schools	R163HN37CQB4	\$ 1,067,358	\$ 61,400	\$ 1,128,758
64	Aztec Municipal Schools	CJ25J5KWVLJ5	\$ 879,005	\$ 869,921	\$ 1,748,926
87	Belen Consolidated Schools	GPVFNQC5CAW7	\$ 1,096,780	\$ 3,741	\$ 1,100,521
61	Bernalillo Public Schools	QJQLCDZ32KM5	\$ 795,386	\$ 264,183	\$ 1,059,569
66	Bloomfield Schools	YRPHM8YCN495	\$ 915,867	\$ 387,883	\$ 1,303,751
40	Capitan Municipal Schools	PL4MS28VCSM6	\$ 155,520	\$ 117,629	\$ 273,149
20	Carlsbad Municipal Schools	FLH1JLF6JL3	\$ 1,906,924	\$ 454,184	\$ 2,361,107
37	Carrizozo Municipal Schools	EU8CHANWG677	\$ 58,935	\$ 27,308	\$ 86,243
67	Central Consolidated Schools	CXQZVRZCCF41	\$ 1,814,101	\$ 69,581	\$ 1,883,682
53	Chama Valley Independent Schools	PGGMA8XAW583	\$ 124,030	\$ 56,106	\$ 180,136
8	Cimarron Municipal Schools	CE7CGVFWPJM9	\$ 141,736	\$ 40,225	\$ 181,961
84	Clayton Municipal Schools	SKJGSPT9K1B3	\$ 157,874	\$ 45,254	\$ 203,128
48	Cloudcroft Municipal Schools	UA44RH8EGQH5	\$ 126,897	\$ 26,249	\$ 153,146
12	Clovis Municipal Schools	RHLXA1JJC994	\$ 2,384,516	\$ 1,167,494	\$ 3,552,010
24	Cobre Consolidated Schools	N276L1YAZL51	\$ 415,680	\$ 393,272	\$ 808,952
38	Corona Public Schools	NJSZM4TL9AN7	\$ 21,805	\$ 3,950	\$ 25,755
62	Cuba Independent Schools	MGPNE9CQBLN8	\$ 267,632	\$ 9,713	\$ 277,345
42	Deming Public Schools	XPL2VUTAG733	\$ 1,439,316	\$ 66,369	\$ 1,505,684
85	Des Moines Municipal Schools	D9TGE4DT49F6	\$ 41,024	\$ 34,517	\$ 75,540
6	Dexter Consolidated Schools	VWWAJALJXRK6	\$ 313,782	\$ 10,914	\$ 324,696
60	Dora Consolidated Schools	LADBKDHFN3G3	\$ 66,393	\$ 6,476	\$ 72,869
54	Dulce Independent Schools	PQ2EJ5GKVRW3	\$ 178,639	\$ 116,763	\$ 295,402
58	Elida Municipal Schools	ZF7WQK38CB25	\$ 44,747	\$ 13,172	\$ 57,918
55	Española Public Schools	UMKFJY7V6FX4	\$ 1,021,573	\$ 29,578	\$ 1,051,151
80	Estancia Municipal Schools	F5TEUE2R44N4	\$ 174,221	\$ 52,083	\$ 226,304
32	Eunice Public Schools	S64LAENRKJQ1	\$ 210,981	\$ -	\$ 210,981
65	Farmington Municipal Schools	F9K3UXV5ARB1	\$ 3,038,339	\$ -	\$ 3,038,339
59	Floyd Municipal Schools	J53KJL51D5Q2	\$ 75,685	\$ 65,720	\$ 141,405
16	Fort Sumner Municipal Schools	N6DACNB83SX6	\$ 101,344	\$ 19,650	\$ 120,994
19	Gadsden Independent Schools	HMQPC8FP4RA9	\$ 3,809,718	\$ 144,507	\$ 3,954,225
43	Gallup-McKinley County Schools	MZC6N49RJKA8	\$ 3,792,398	\$ 1,311,560	\$ 5,103,958
15	Grady Municipal Schools	TDGPD85NKCJ9	\$ 41,683	\$ 7,039	\$ 48,723
88	Grants/Cibola County Schools	DQ5UMG72D8C5	\$ 998,731	\$ 447,023	\$ 1,445,755
5	Hagerman Municipal Schools	EYJ9VYLPDG5	\$ 134,214	\$ -	\$ 134,214
18	Hatch Valley Public Schools	KZCMLFLXUKK3	\$ 318,994	\$ 118	\$ 319,112
33	Hobbs Municipal Schools	FL57DGXM1HN9	\$ 2,654,303	\$ -	\$ 2,654,303
39	Hondo Valley Public Schools	CMASDCM321H3	\$ 45,920	\$ 2,851	\$ 48,771
50	House Municipal Schools	J83MHA9F8WM7	\$ 21,290	\$ 2,851	\$ 24,141
34	Jal Public Schools	K842RZQ9ME69	\$ 164,723	\$ -	\$ 164,723
56	Jemez Mountain Public Schools	D8KRZ72WNGH9	\$ 59,697	\$ 49,700	\$ 109,397
63	Jemez Valley Public Schools	ZYDETYXRGNU1	\$ 124,406	\$ 38,948	\$ 163,353
7	Lake Arthur Municipal Schools	EHEPNH14M9U3	\$ 47,184	\$ 4,729	\$ 51,912
17	Las Cruces Public Schools	CBBMXTJKLLQ8	\$ 6,593,666	\$ 901,827	\$ 7,495,493
69	Las Vegas City Public Schools	LJB2ZXYDH1H8	\$ 407,566	\$ 33,763	\$ 441,329
51	Logan Municipal Schools	VAFEH4LEWQF4	\$ 91,664	\$ 81,152	\$ 172,816

EXHIBIT A (24106- PLANNING FY24-25)




NEW MEXICO

Public Education Department

IDEA-B Entitlement (24106) PLANNING AWARD FY24-25


OBMS ENTITY CODE	LOCAL EDUCATION AGENCY	UEI #	Total Preliminary Allocation (Revenue Code 44500)	Projected Carryover (Revenue Code 44504)	Grand Total Initial Planning Allocation
29	Lordsburg Municipal Schools	HM7BSWJXWTM5	\$ 209,863	\$ 15,991	\$ 225,853
41	Los Alamos Public Schools	PJQFWJPMV9R7	\$ 963,241	\$ 24,864	\$ 988,105
86	Los Lunas Public Schools	C3K9JREQYGJ4	\$ 2,381,450	\$ 873,882	\$ 3,255,333
21	Loving Municipal Schools	TNQXBN1K8AZ3	\$ 167,544	\$ 6,364	\$ 173,908
31	Lovington Municipal Schools	C8WLQGBRGJF8	\$ 934,633	\$ 483,999	\$ 1,418,632
75	Magdalena Municipal Schools	GAR2VNVQRFC4	\$ 128,429	\$ 55,267	\$ 183,697
11	Maxwell Municipal Schools	ZM4APJPB8A13	\$ 39,270	\$ 4,068	\$ 43,338
14	Melrose Municipal Schools	FELYMPGSDKE5	\$ 89,283	\$ 25,459	\$ 114,742
78	Mesa Vista Consolidated Schools	XV58NTBZLER3	\$ 97,082	\$ 78,203	\$ 175,286
44	Mora Independent Schools	CD1ZKEKL29M5	\$ 131,769	\$ 18,233	\$ 150,002
81	Moriarty-Edgewood School District	MKL6AMGSVS95	\$ 660,065	\$ 11	\$ 660,076
28	Mosquero Municipal Schools	WMMM2FL6HL4	\$ 26,183	\$ 580	\$ 26,762
82	Mountainair Public Schools	L652ZDKDZLD1	\$ 81,198	\$ 40,125	\$ 121,323
70	Pecos Independent School District	W1K6NKFLH7B1	\$ 185,816	\$ 61,887	\$ 247,703
77	Peñasco Independent Schools	LYBFHC93LVG6	\$ 85,396	\$ 26,728	\$ 112,124
72	Pojoaque Valley Public Schools	P5KAVKKRHMB5	\$ 454,506	\$ 23,709	\$ 478,215
57	Portales Municipal Schools	PHAUQ2DZBFU1	\$ 790,753	\$ 207,811	\$ 998,565
3	Quemado Independent Schools	RSJPSF9DWYD3	\$ 51,066	\$ 23,667	\$ 74,732
79	Questa Independent Schools	MNMYNK9YTD66	\$ 104,913	\$ 47,965	\$ 152,878
9	Raton Public Schools	NMX9DKXL3N9	\$ 246,851	\$ 35	\$ 246,885
2	Reserve Independent Schools	PHSRM4EG479	\$ 51,561	\$ 22,213	\$ 73,773
83	Rio Rancho Public Schools	HLMCBLZY6MY5	\$ 4,736,293	\$ 542,787	\$ 5,279,080
4	Roswell Independent Schools	MAH8L9WC2YJ9	\$ 2,830,049	\$ 535,942	\$ 3,365,991
27	Roy Municipal Schools	LHUQPPABYJN6	\$ 29,289	\$ 7,877	\$ 37,166
36	Ruidoso Municipal Schools	SL6MEK736S11	\$ 616,320	\$ 266,147	\$ 882,467
52	San Jon Municipal Schools	HLQPGBVT3LD3	\$ 38,607	\$ 14,118	\$ 52,724
71	Santa Fe Public Schools	MGFPHU7UFLC4	\$ 3,151,740	\$ 345,090	\$ 3,496,830
25	Santa Rosa Consolidated Schools	ZCP4AULV5HA3	\$ 226,708	\$ 41,316	\$ 268,024
23	Silver Consolidated School District	VLMFMX65NLJ4	\$ 826,037	\$ 231,504	\$ 1,057,541
74	Socorro Consolidated Schools	WKADYTEP8Q85	\$ 501,069	\$ 2,074	\$ 503,144
10	Springer Municipal Schools	QJ1WG6ZWQNB7	\$ 57,153	\$ 5,538	\$ 62,691
76	Taos Municipal Schools	GXFMLNAG5D56	\$ 682,875	\$ 128,133	\$ 811,009
35	Tatum Municipal Schools	H8DBJFPKR7E1	\$ 98,771	\$ -	\$ 98,771
13	Texico Municipal Schools	HG6BHDCZNVH3	\$ 156,270	\$ 52,782	\$ 209,051
73	Truth or Consequences Municipal Schools	LMJJWCKJMP3	\$ 459,447	\$ 242,999	\$ 702,446
49	Tucumcari Public Schools	EHWCVKKVPQA5	\$ 356,301	\$ 137,726	\$ 494,027
47	Tularosa Municipal Schools	NPP3J8DJM3K3	\$ 341,763	\$ 40,422	\$ 382,186
26	Vaughn Municipal Schools	DJZAMJ963WZ4	\$ 31,508	\$ 2,996	\$ 34,505
45	Wagon Mound Public Schools	GLY9SSWB74A3	\$ 50,667	\$ 32,961	\$ 83,628
68	West Las Vegas Public Schools	JLANMKASDL69	\$ 471,330	\$ 3,929	\$ 475,260
89	Zuni Public School District	XU9NS37898M4	\$ 471,217	\$ 189,153	\$ 660,370
STATE CHARTERS					
580-001	21st Century Public Academy	TMY5QTLRR8V1	\$ 109,022	\$ 26,372	\$ 135,394
579-001	ACES Technical Charter School	CVFEQ5MQ26V7	\$ 38,948	\$ -	\$ 38,948
528-001	Albuquerque Bilingual Academy	N1YCEGJGSJ69	\$ 87,054	\$ 16,027	\$ 103,081
574-001	Albuquerque Collegiate Charter School	CH65KADW1N29	\$ 40,551	\$ 5,709	\$ 46,260
524-001	AIMS @ UNM	JESBYAJUGH55	\$ 63,888	\$ 53,984	\$ 117,872
516-001	Albuquerque School of Excellence	K2PNAF1FMK27	\$ 195,066	\$ -	\$ 195,066

EXHIBIT A (24106- PLANNING FY24-25)



IDEA-B Entitlement (24106) PLANNING AWARD FY24-25

OBMS ENTITY CODE	LOCAL EDUCATION AGENCY	UEI #	Total Preliminary Allocation (Revenue Code 44500)	Projected Carryover (Revenue Code 44504)	Grand Total Initial Planning Allocation
517-001	Albuquerque Sign Language Academy (The)	QT5SEMNS7VE7	\$ 38,421	\$ 0	\$ 38,421
532-001	Aldo Leopold High School	U72RT1D298F4	\$ 43,417	\$ 10,092	\$ 53,508
511-001	Alma d' arte Charter High School	Q22NV9GL3F19	\$ 36,573	\$ 34,878	\$ 71,451
575-001	Altura Preparatory School	JDPMEJPNHWJ1	\$ 44,391	\$ 42,352	\$ 86,743
525-001	Amy Biehl Charter High School	F2F8MLNJXUC7	\$ 53,309	\$ -	\$ 53,309
520-001	ASK Academy (The)	GRJ6QZLK9EK8	\$ 124,810	\$ 146,918	\$ 271,728
512-001	Cesar Chavez Community School	M89CJESJ63K5	\$ 39,279	\$ 0	\$ 39,280
502-001	Cottonwood Classical Preparatory School	YKXJL32HELD4	\$ 177,251	\$ -	\$ 177,251
589-001	Dream Dine Charter School		\$ 4,092	\$ -	\$ 4,092
562-001	Dzit Dit Lool School of Empowerment, Action and Perseverance	CLKJX6KE5GM4	\$ 11,556	\$ 73	\$ 11,630
550-001	Estancia Valley Classical Academy	RARRGG8EJ327	\$ 127,342	\$ 64,987	\$ 192,330
557-001	Explore Academy	WEJ3ECH5P8D5	\$ 233,508	\$ -	\$ 233,508
581-001	Explore Academy - Las Cruces	C4AKEYECETH7	\$ 47,228	\$ 9,730	\$ 56,958
586-001	Explore Academy-Rio Rancho	FL62TWQFJGF9	\$ 66,782	\$ -	\$ 66,782
503-001	Horizon Academy West	KWJ7ZX9KPUW3	\$ 116,983	\$ 33,383	\$ 150,366
573-001	Hózhó Academy	ZP2TF8RAKL48	\$ 131,159	\$ 73,429	\$ 204,588
535-001	J. Paul Taylor Academy	SF24Z81T6J31	\$ 50,583	\$ 10,519	\$ 61,101
560-001	La Academia Dolores Huerta	LDXMLL97LKF1	\$ 20,461	\$ 23,523	\$ 43,985
567-001	Las Montañas Charter School	FWLSKPN75P27	\$ 49,585	\$ 49,798	\$ 99,383
519-001	MASTERS Program (The)	FD3DS6MZYQZ3	\$ 52,903	\$ 8,718	\$ 61,621
547-001	McCurdy Charter School	M9X9GN9JNNB5	\$ 156,467	\$ 112,667	\$ 269,134
578-001	Middle College High School	LYCFS2WXPQ3	\$ 30,301	\$ 7,438	\$ 37,739
542-001	Mission Achievement and Success Charter School	HVRFS8K3J5R8	\$ 597,465	\$ 142,601	\$ 740,066
564-001	Monte del Sol Charter School	JLQBBQ6ZZS93	\$ 101,637	\$ 34,710	\$ 136,347
529-001	Montessori Elementary School (The)	R31LVW4EY7G2	\$ 92,017	\$ 30,995	\$ 123,012
549-001	New America School of Las Cruces	FMP4UNLQU286	\$ 38,239	\$ 32,468	\$ 70,708
501-001	New Mexico Academy for the Media Arts	FGDRPNXN8UQ7	\$ 40,434	\$ 15,412	\$ 55,846
554-001	New Mexico Connections Academy	L5LTKFTYMM61	\$ 315,446	\$ 5,659	\$ 321,105
509-001	New Mexico School for the Arts	H9E9JJBLSMM5	\$ 63,273	\$ 15,412	\$ 78,685
504-001	North Valley Academy	ST3GNJU3JJY5	\$ 115,153	\$ 321	\$ 115,474
005-020	Pecos Cyber Academy	MN8HKMQTJLH3	\$ 374,125	\$ -	\$ 374,125
577-001	Raices del Saber Xinachtli Community School	U3CMKJ2HEP65	\$ 25,582	\$ 24,898	\$ 50,480
539-001	Red River Valley Charter School	GJ9WCNDXZJA6	\$ 21,450	\$ 4,430	\$ 25,880
583-001	Rio Grande Academy of Fine Arts	V3BNPXU3EPP4	\$ 26,878	\$ -	\$ 26,878
570-001	Roots and Wings Community School	LYQAXV8YCNL5	\$ 19,864	\$ 0	\$ 19,864
587-001	San Diego Riverside School		\$ 10,142	\$ -	\$ 10,142
563-001	Sandoval Academy of Bilingual Education	CPWDBX87R7S5	\$ 45,052	\$ 799	\$ 45,850
505-001	School of Dreams Academy	XS13KKJ34R86	\$ 130,063	\$ 1	\$ 130,065
568-001	Six Directions Indigenous Charter School	KFYJG4K8ZMC4	\$ 19,783	\$ 17,151	\$ 36,934
576-001	Solare Collegiate Charter School	ZB1STNXGP567	\$ 73,799	\$ 36,196	\$ 109,995
515-001	South Valley Preparatory School	WKLRQ6WJFUQ5	\$ 47,682	\$ 40,530	\$ 88,212
544-001	Southwest Aeronautics, Mathematics, and Science Academy	E21FVZNRURY5	\$ 59,061	\$ 13,337	\$ 72,398
530-001	Southwest Preparatory Learning Center	UDDKJCVZXZA4	\$ 32,142	\$ 2,405	\$ 34,547
531-001	Southwest Secondary Learning Center	J8MCWUYXXVN7	\$ 30,107	\$ 3,788	\$ 33,895
510-001	Taos Academy	LBW4T1KCJ2Y8	\$ 63,926	\$ 29,588	\$ 93,514
521-001	Taos Integrated School of the Arts	U2RKZ3ZCGQQ9	\$ 67,539	\$ 34,149	\$ 101,688
555-001	Taos International Charter School	C1GXNKKEQ5J4	\$ 44,943	\$ 11,526	\$ 56,469
536-001	GREAT Academy (The)	SS8MM7XBQVE1	\$ 30,772	\$ 0	\$ 30,772



NEW MEXICO

Public Education Department

IDEA-B Entitlement (24106) PLANNING AWARD FY24-25

OBMS ENTITY CODE	LOCAL EDUCATION AGENCY	UEI #	Total Preliminary Allocation (Revenue Code 44500)	Projected Carryover (Revenue Code 44504)	Grand Total Initial Planning Allocation
582-001	THRIVE Community School	D1AXDTJVGDN6	\$ 30,921	\$ -	\$ 30,921
518-001	Tierra Adentro	R5NKMW6NWLZ3	\$ 75,118	\$ 26,451	\$ 101,569
565-001	Tierra Encantada Charter School	KRK7BW94TUN4	\$ 81,626	\$ 8,537	\$ 90,162
566-001	Turquoise Trail Charter School	J7KQPXL6M2K9	\$ 181,742	\$ 14,161	\$ 195,903
76555012	Vista Grande High School	HW3EPJK6QFF3	\$ 28,047	\$ 7,841	\$ 35,888
552-001	Walatowa High Charter School	JJDLVLMJVK7	\$ 14,710	\$ 4,437	\$ 19,147
STATE SUPPORTED INSTITUTIONS					
099-000	Juvenile Justice Services - CYFD	SCQCBE2JD7D3	\$ 109,953	\$ -	\$ 109,953
091-000	NM Department of Corrections	LJKLEELFXGG7	\$ 20,883	\$ -	\$ 20,883
094-000	NM School for the Blind and Visually Impaired	JRAGLGNHUMQ6	\$ 37,065	\$ 13,870	\$ 50,935
093-000	NM School for the Deaf	D5LFG74M7AH5	\$ 80,252	\$ 32,880	\$ 113,132
097-000	Sequoyah Adolescent Treatment Center	E7TEBXL17P5	\$ 21,373	\$ -	\$ 21,373
095-000	UNM Mimbres School	VN8SRV5Q9JT5	\$ 23,773	\$ -	\$ 23,773
GRAND TOTAL			\$ 93,514,899	\$ 19,351,119	\$ 112,866,017