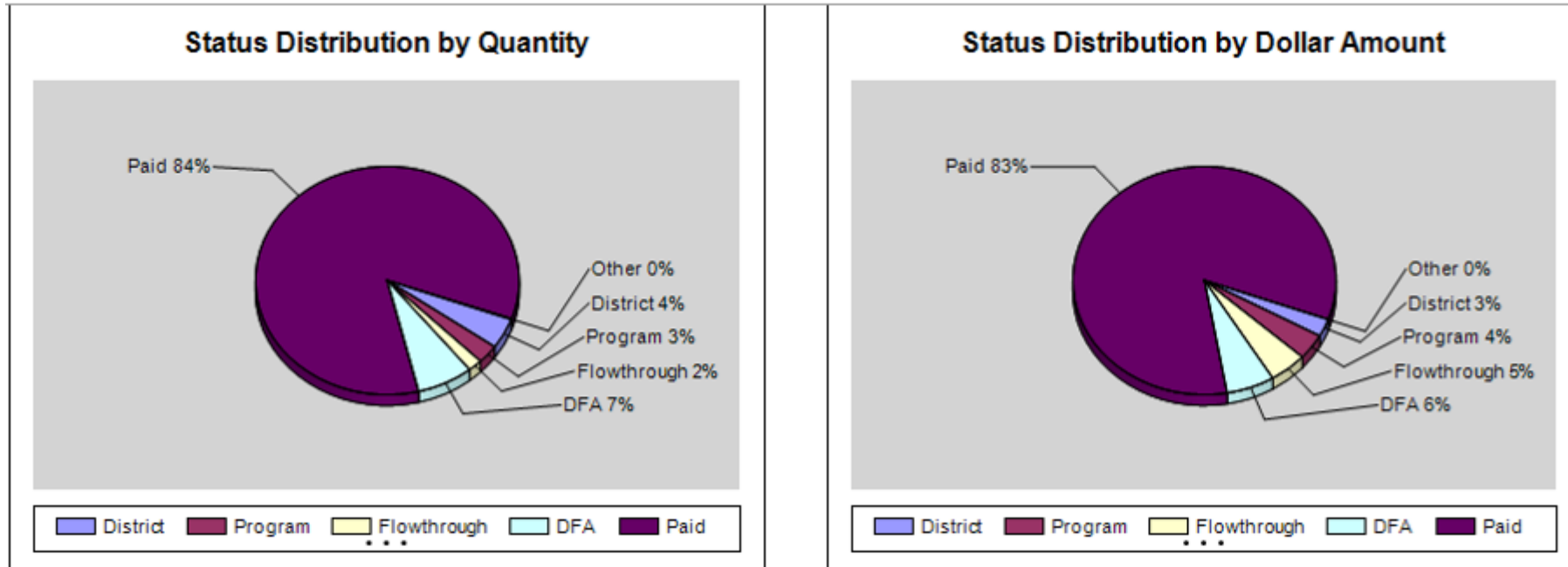




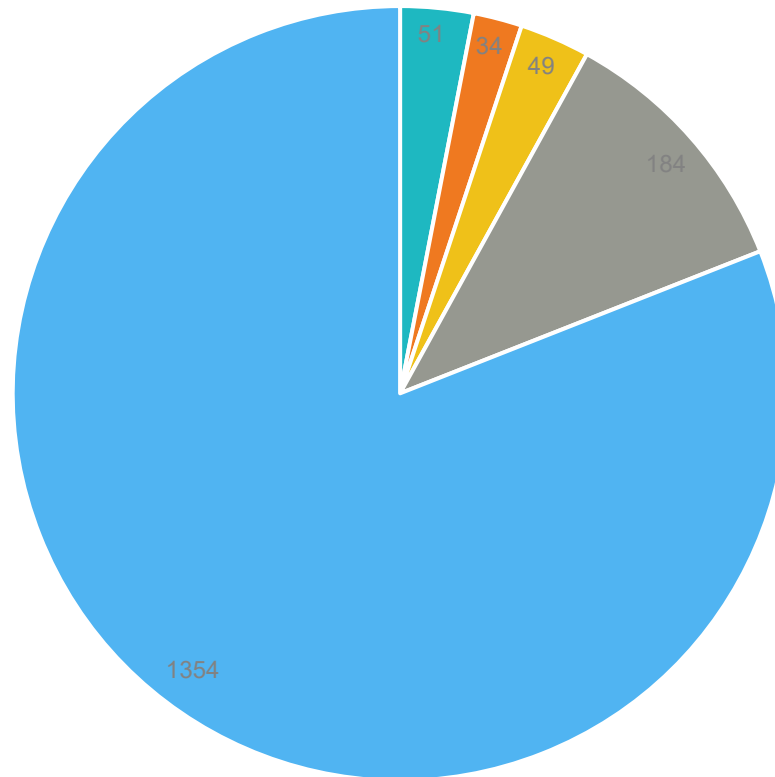
# RfR Status Report for all LEAs 6/5/24 (PED ASD)



Status Location	Reimbursement Count	Reimbursement Amount
District	384 (4%)	\$16,338,218.29 (3%)
Program	236 (3%)	\$23,764,838.16 (4%)
Flowthrough	158 (2%)	\$30,369,145.76 (5%)
DFA	616 (7%)	\$38,619,875.16 (6%)
Paid	7,520 (84%)	\$543,872,767.56 (83%)
Other	10 (0%)	\$0.00 (0%)
<b>Total Amounts of RfRs Created</b>	<b>8924</b>	<b>\$652,964,844.93</b>

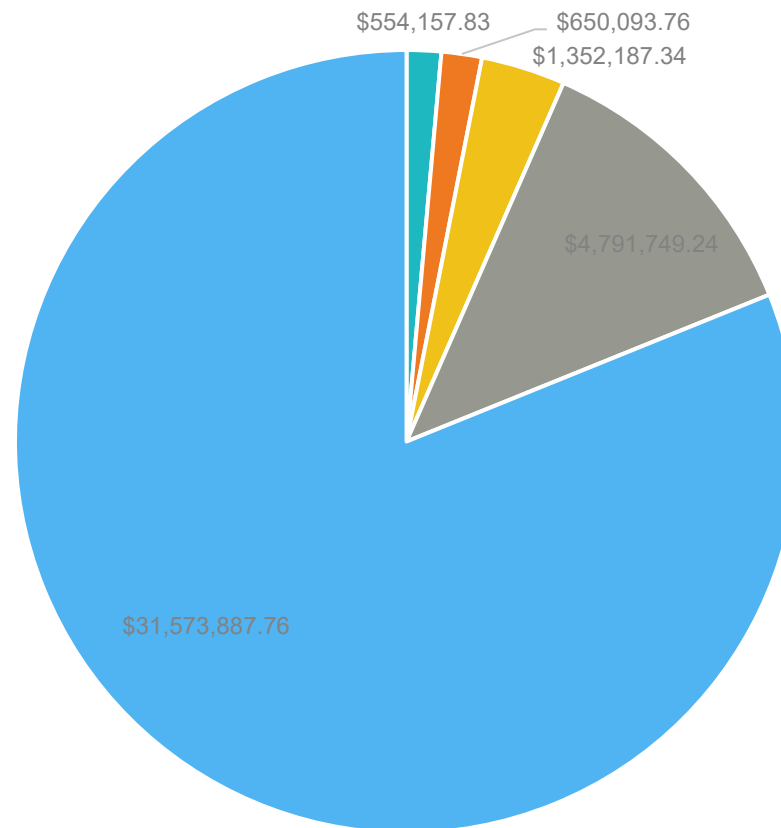
# RfR Status Report for State Charters 6/5/24 (PED CSD)

1,672 RfRs



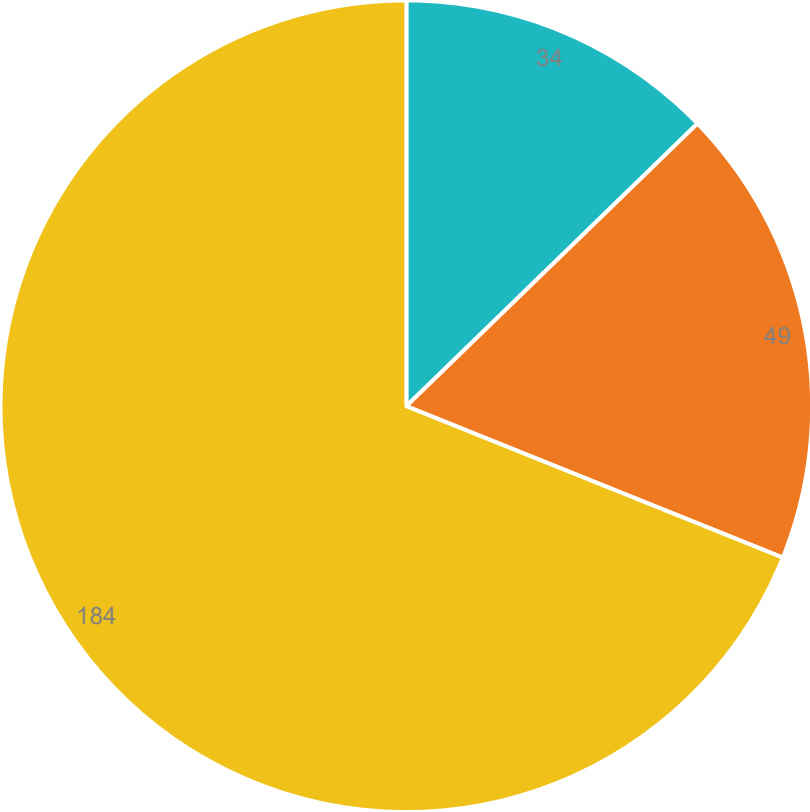
# RfR Status Report for State Charters 6/5/24 (PED CSD)

**\$38,922,075.93 in RfRs**



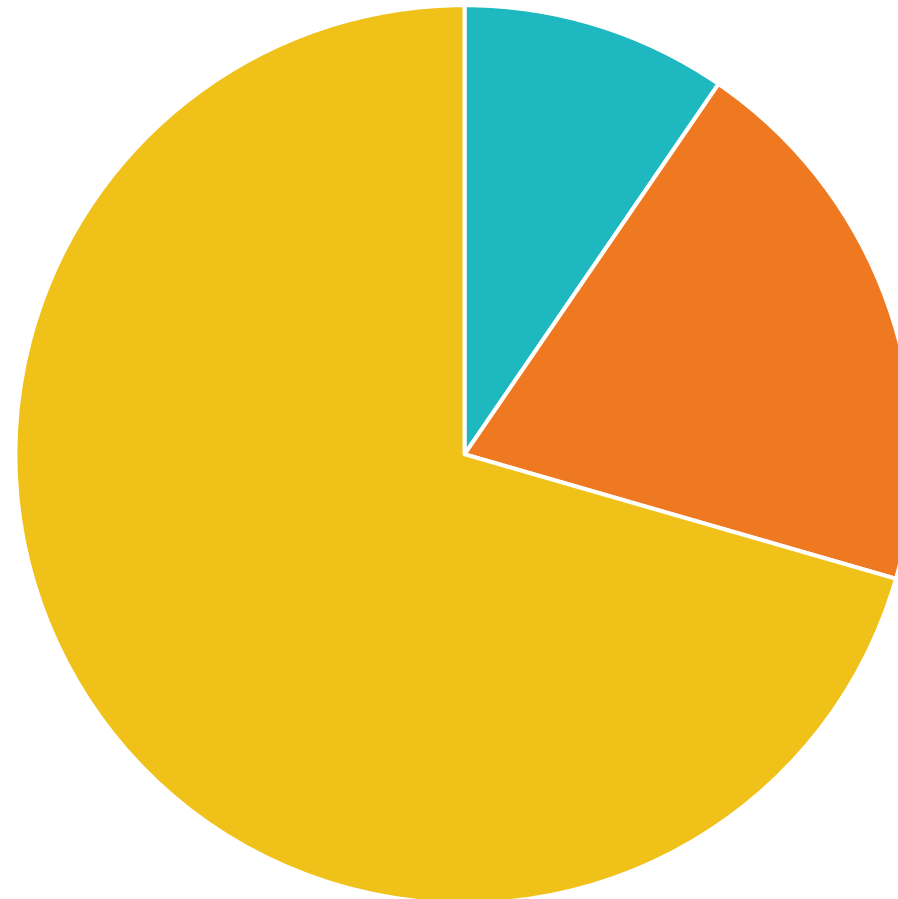
# 267 Submitted, Unpaid State Charter RfRs

# of RfRs



# \$6.8M in Submitted, Unpaid State Charter RfRs

Amount of RfRs



# State Charter RfRs by Program as of 6/11/24

- 34 RfRs with program; max. 4 with any program; 2 longer than 30 days
  - One 33 days
  - One 241 days (grant ended before program approved; because submitted correctly, PED appealed to US Department of Education; awaiting decision)
- 49 RfRs with Flowthrough, 13 longer than 30 days
  - Days a combination of program and Flowthrough
  - Longest delays are RfRs adjusted and resubmitted (i.e., no longer pending)
  - CSD will follow up on individual RfRs if school requests

# Funds for which PEC Requested Data

- Title III (24153): 0 with program
- CTE
  - State: 2 with program
  - Federal: 1 with program
- Education Fellows (ESSER III federal funding): 0 with program
- Community Schools: 1 with program
- Out of School Time: 1 with program
- Restorative Justice (state behavioral health funding): 0 with program



# Questions

