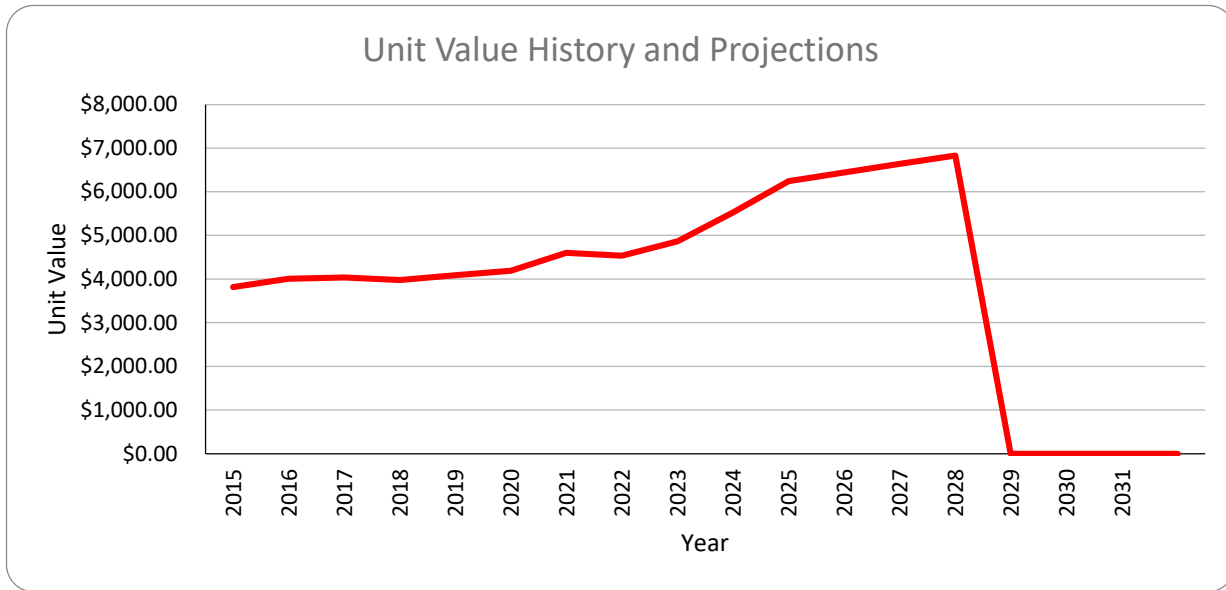


Timeline	Unit Value
2014	\$3,817.55
2015	\$4,007.75
2016	\$4,037.75
2017	\$3,979.63
2018	\$4,084.26
2019	\$4,190.85
2020	\$4,602.27
2021	\$4,536.75
2022	\$4,863.00
2023	\$5,522.50
2024	\$6,241.67
2025	\$6,442.55
2026	\$6,635.83
2027	\$6,834.90
2028	6,4
2029	#VALUE!
2030	#VALUE!
2031	#VALUE!



**2022-2023 80D/120D AVERAGE TO COMPUTE THE 2023-2024 STATE EQUALIZATION GUARANTEE (SEG) Planning Tool**

Entity	2022-2023		2022-2023		2022-2023	
	Equip Academy of New Mexico		Equip Academy of New Mexico		PED NO	
	80D		120D		80D & 120D AVG	
<b>Early Childhood Education (ECE):</b>	MEM	MEM	MEM			
PK 3Y DD						
PK 4Y DD						
KF						
<b>Basic Education (Includes A/B, C &amp; C-Gifted, D &amp; D-Gifted)</b>	MEM	MEM	MEM			
Grade 1						
Grade 2						
Grade 3						
Grade 4						
Grade 5						
Grade 6						
Grade 7						
Grade 8						
Grade 9						
Grade 10						
Grade 11						
Grade 12						
Total Grades 1-12						
<b>Total FTE MEM</b>						
<b>Bilingual Education Program:</b>	HOURS	MEM	FTE	MEM	FTE	MEM
Existing	1					
New	1					
<b>1 hr Subtotal</b>						
Existing	2					
New	2					
<b>2 hr Subtotal</b>						
Existing	3					
New	3					
<b>3 hr Subtotal</b>						
<b>Existing Subtotal</b>						
<b>New Subtotal</b>						
<b>Total</b>						
<b>Elementary Fine Arts Program (FAEA):</b>	MEM	MEM	MEM			
Existing						
New						
<b>Total</b>						
<b>Elementary PE Program:</b>	MEM	MEM	MEM			
<b>Special Education Program:</b>	MEM	MEM	MEM			
A/B MEM						
C & C-Gifted						
D & D-Gifted						
D LEVEL 3Y-4Y						
Funded Related Service FTE						
Adjusted Ancillary FTE						



SENIOR HIGH SCHOOL				MEM	MEM	Units
SCHOOL NAME	CODE	GRADES	MEM			
					-	-
					-	-
					-	-
					-	-
					-	-
					-	-
					-	-
					-	-
					-	-
					-	-
					-	-
					-	-
					-	-
					-	-
					-	-
					-	-
					-	-
					-	-
					-	-
					-	-
					-	-
					-	-
					-	-
					-	-
					-	-
					<b>Total</b>	-

<b>Home School Student Program:</b> <i>(Districts ONLY)</i>	# of Students	# of Students	# of Students
	# of Classes	# of Classes	# of Classes
<b>Home School Student Activities:</b> <i>(Districts ONLY)</i>	MEM	MEM	MEM
<b>Charter Schools Student Activities:</b> <i>(Districts ONLY)</i>	MEM	MEM	MEM
<b>K-12+ Program Tier 1:</b>	MEM	MEM	MEM
Existing	N/A	N/A	N/A
New	N/A	N/A	N/A
Total	-	-	-
<b>K-12+ Program Tier 2:</b>	MEM	MEM	MEM
Existing	N/A	N/A	N/A
New	N/A	N/A	N/A
Total	-	-	-

**2025-2026 PRELIMINARY STATE EQUALIZATION GUARANTEE (SEG) 910B-5**

**Equip Academy of New Mexico**

School District Geographical Location

**Albuquerque**

**Is this a Charter School? Please enter Y or N**

**Y**

Second Reporting Period (80D)

Third Reporting Period (120D)

**Is this for the 40D Adjustment? Please enter Y or N.**

**N**

First Reporting Period (40D)

**Early Childhood Education (ECE) Program: 80D/120D AVG MEM**

PK	0.00
KF	50.00
<b>Total ECE FTE (PK/2+KF)</b>	<b>50.00</b>

**Basic Program (Includes A/B, C & C-Gifted, D & D-Gifted):**

Grade 1	25.00
Grade 2	
Grade 3	
Grade 4	
Grade 5	
Grade 6	
Grade 7	
Grade 8	
Grade 9	
Grade 10	
Grade 11	
Grade 12	
<b>Total Grades 1-12</b>	<b>25.00</b>
<b>Total FTE MEM</b>	<b>75.00</b>

**Staffing Cost Multiplier (SCM):**

**OCT 2024 TCI**

**WEIGHT**

1.074

1.00

*subject to change based on TCI audit*

**Special Education Program:**

**80D/120D AVG MEM**

A/B MEM	13.00
C & C-Gifted	3.00
D & D-Gifted	3.00
D LEVEL 3Y-4Y	0.00
	<b>80D/120D AVG FTE</b>
Adjusted Ancillary FTE	0.56

**Bilingual Program:**

<i>HOURS</i>	<i>80D/120D AVG FTE MEM</i>	<i>Projected 40D New FTE MEM</i>	<i>Actual 40D New FTE MEM</i>
1 (FTE = MEM/6)	0.00	0.00	
2 (FTE = MEM/3)	0.00	0.00	
3 (FTE = MEM/2)	0.00	0.00	
<b>Total</b>	<b>0.00</b>	<b>0.00</b>	<b>0.00</b>

**Elementary Fine Arts Program:**

<i>80D/120D AVG MEM</i>	<i>Projected 40D New MEM</i>	<i>Actual 40D New MEM</i>
0.00	75.00	0.00

**Elementary P.E. Program:**

<i>80D/120D AVG MEM</i>
0.00

**Size Adjustment:**

<i>Geographic School District Location</i>	<i>80D/120D AVG FTE MEM</i>
	66,425.50
	0.00
	0.00

Eler

DIST

DIS

**Rural Population:**

<i>Rural Population Formula (MEM) × (Rural Population) × (0.15) = Units</i>	<i>80D/120D AVG FTE MEM</i>	<i>Rural Population Rate</i>	<i>Rural Population Rate &gt;0.4</i>	<i>Chartered After 7/1/2018?</i>
	75.00	0.000	N	Y

**At-Risk:**

<i>80D/120D AVG FTE MEM</i>
75.00

**Growth:**

<i>24-25</i>	<i>Projected 40D FTE MEM</i>	<i>Actual 40D FTE MEM</i>
0.00	0.00	0.00

**National Board Certified Teachers (NBCTs):**

<i>OCT 2024 # of NBPTS:</i>	<i>OCT 2024 # of NBPTS:</i>
0	0

<b><u>Home School Student Program:</u></b>	<i>80D/120D AVG # of Students</i>	<i>80D/120D AVG # of Classes</i>
(Districts Only)	0.00	0.00

<b><u>Home School Student Activities:</u></b>	<i>80D/120D AVG MEM</i>
(Districts Only)	0.00

<b><u>Charter Schools Student Activities:</u></b>	<i>80D/120D AVG MEM</i>
(Districts Only)	0.00

**New District Adjustment:**

District eligible?	NO	a. Newly created School District	(MEM for current year)	0.00
		b. District whose MEM decreases as a result of a newly created District	(MEM for prior year – MEM for current year)	0.00

**K-12+ Program Tier 1:**

	<i>Projected 40D New MEM</i>	<i>Actual 40D New MEM</i>	<i>Additional Days</i>
	75.00		10

**K-12+ Program Tier 2:**

	<i>Projected 40D New MEM</i>	<i>Actual 40D New MEM</i>	<i>Additional Days</i>
	75.00		6

**Save-Harmless:**

<i>2024-2025 40D Subtotal Program Units</i>	0.000
---	-------

**GRAND TOTAL PROC**

**CHAR**


**Other Adjustments:**

100% Energy Efficiency Renewable Bonds	\$ -
	<b>Less: 90%</b>

**STATE EQUALIZATION GUARANTEE (SE**

5 TOOL

PED NO \_\_\_\_\_



<i>Factor</i>	<i>Units</i>
1.440	<b>72.000</b>
1.200	30.000
1.180	0.000
1.180	0.000
1.045	0.000
1.045	0.000
1.045	0.000
1.250	0.000
1.250	0.000
1.250	0.000
1.250	0.000
1.250	0.000
1.250	0.000
1.250	0.000
	<b>30.000</b>
<b>Total Membership Program Units</b>	<b>102.000</b>

*SCM*  
1.074

**Adjusted Membership Program Units 109.548**

<i>Factor</i>	<i>Units</i>
0.70	9.100
1.00	3.000
2.00	6.000
2.00	0.000
25.00	14.000



**32.100**

<i>TOTAL FTE MEM</i>	<i>Factor</i>	<i>Units</i>
0.00	0.500	0.000
0.00	0.500	0.000
0.00	0.500	0.000
<hr/>		
0.00	0.500	<b>0.000</b>

<i>TOTAL MEM</i>	<i>Factor</i>	<i>Units</i>
75.00	0.055	<b>4.125</b>

<i>Factor</i>	<i>Units</i>
0.060	<b>0.000</b>

	<i>PHASE-OUT</i>	<i>Units</i>
Elementary/Mid/Jr. High	0.00	0.000
Senior High		0.000
<b>SCHOOL SIZE ADJUSTMENT UNITS</b>		<b>0.000</b>

**DISTRICT SIZE <4,000 ADJUSTMENT UNITS**      **0.000**  
(Districts Only)

**DISTRICT SIZE <200 ADJUSTMENT UNITS**      **0.000**  
(Districts Only)

Eligible?	Cost Differential	<i>Units</i>
<b>N</b>	0.15	<b>0.000</b>

<i>At-risk index</i>	<i>Units</i>
0.189	<b>14.175</b>

*Units*  
**0.000**

<i>Factor</i>	<i>Units</i>
1.500	<b>0.000</b>

Factor Units  
0.250 0.000

Factor Units  
0.100 0.000

Factor Units  
0.100 0.000

Factor Units  
0.147 0.000

0.170 0.000

Factor Units  
TOTAL MEM 0.012 9.000  
75.00

Factor Units  
TOTAL MEM 0.016 7.200  
75.00

**SUBTOTAL PROGRAM UNITS 176.148**

Units  
ONLY IF <=200 MEM 0.000

**PROGRAM UNITS (PLUS SAVE HARMLESS) 176.148**

× Unit Value \$ 6,635.83

**PROGRAM COST \$1,168,888.18**

*version 2, fixed to remove duplicate count of K-12+ Units*

**INTER SCHOOL ADMIN. WITHHOLDING (\$23,377.76)**

90.00% \$0.00

**Other Adjustments \$0.00**

**(G) \$1,145,510.42**

**2026-2027 PRELIMINARY STATE EQUALIZATION GUARANTEE (SEG) 910B-5**

**Equip Academy of New Mexico**

School District Geographical Location

**Albuquerque**

**Is this a Charter School? Please enter Y or N**

**Y**

Second Reporting Period (80D)

Third Reporting Period (120D)

**Is this for the 40D Adjustment? Please enter Y or N.**

**N**

First Reporting Period (40D)

**Early Childhood Education (ECE) Program: 80D/120D AVG MEM**

PK	0.00
KF	50.00
<b>Total ECE FTE (PK/2+KF)</b>	<b>50.00</b>

**Basic Program (Includes A/B, C & C-Gifted, D & D-Gifted):**

Grade 1	25.00
Grade 2	
Grade 3	
Grade 4	
Grade 5	
Grade 6	
Grade 7	
Grade 8	
Grade 9	
Grade 10	
Grade 11	
Grade 12	
<b>Total Grades 1-12</b>	<b>25.00</b>
<b>Total FTE MEM</b>	<b>75.00</b>

**Staffing Cost Multiplier (SCM):**

**OCT 2025 TCI**

**WEIGHT**

1.000

1.00

*subject to change based on TCI audit*

**Special Education Program:**

**80D/120D AVG MEM**

A/B MEM	13.00
C & C-Gifted	3.00
D & D-Gifted	3.00
D LEVEL 3Y-4Y	0.00
	<b>80D/120D AVG FTE</b>
Adjusted Ancillary FTE	0.56

**Bilingual Program:**

<i>HOURS</i>	<i>80D/120D AVG FTE MEM</i>	<i>Projected 40D New FTE MEM</i>	<i>Actual 40D New FTE MEM</i>
1 (FTE = MEM/6)	0.00	0.00	
2 (FTE = MEM/3)	0.00	0.00	
3 (FTE = MEM/2)	0.00	0.00	
<b>Total</b>	<b>0.00</b>	<b>0.00</b>	<b>0.00</b>

**Elementary Fine Arts Program:**

<i>80D/120D AVG MEM</i>	<i>Projected 40D New MEM</i>	<i>Actual 40D New MEM</i>
75.00	75.00	0.00

**Elementary P.E. Program:**

<i>80D/120D AVG MEM</i>
0.00

**Size Adjustment:**

<i>Geographic School District Location</i>	<i>80D/120D AVG FTE MEM</i>
	66,425.50
	0.00
	0.00

Eler

DIST

DIS

**Rural Population:**

<i>Rural Population Formula (MEM) × (Rural Population) × (0.15) = Units</i>	<i>80D/120D AVG FTE MEM</i>	<i>Rural Population Rate</i>	<i>Rural Population Rate &gt;0.4</i>	<i>Chartered After 7/1/2018?</i>
	75.00	0.000	N	Y

**At-Risk:**

<i>80D/120D AVG FTE MEM</i>
75.00

**Growth:**

<i>25-26</i>	<i>Projected 40D FTE MEM</i>	<i>Actual 40D FTE MEM</i>
75.00	150.00	0.00

**National Board Certified Teachers (NBCTs):**

<i>OCT 2025 # of NBPTS:</i>	<i>OCT 2025 # of NBPTS:</i>
0	0

<b><u>Home School Student Program:</u></b>	<i>80D/120D AVG # of Students</i>	<i>80D/120D AVG # of Classes</i>
(Districts Only)	0.00	0.00

<b><u>Home School Student Activities:</u></b>	<i>80D/120D AVG MEM</i>
(Districts Only)	0.00

<b><u>Charter Schools Student Activities:</u></b>	<i>80D/120D AVG MEM</i>
(Districts Only)	0.00

**New District Adjustment:**

District eligible?	NO	a. Newly created School District	(MEM for current year)	0.00
		b. District whose MEM decreases as a result of a newly created District	(MEM for prior year – MEM for current year)	0.00

**K-12+ Program Tier 1:**

	<i>Projected 40D New MEM</i>	<i>Actual 40D New MEM</i>	<i>Additional Days</i>
	150.00		10

**K-12+ Program Tier 2:**

	<i>Projected 40D New MEM</i>	<i>Actual 40D New MEM</i>	<i>Additional Days</i>
	150.00		6

**Save-Harmless:**

<i>2025-2026 40D Subtotal Program Units</i>	0.000
---	-------

**GRAND TOTAL PROC**

**CHAR**


**Other Adjustments:**

100% Energy Efficiency Renewable Bonds	\$ -
	<b>Less: 90%</b>

**STATE EQUALIZATION GUARANTEE (SE**

5 TOOL

PED NO \_\_\_\_\_



<i>Factor</i>	<i>Units</i>
1.440	<b>72.000</b>
1.200	30.000
1.180	0.000
1.180	0.000
1.045	0.000
1.045	0.000
1.045	0.000
1.250	0.000
1.250	0.000
1.250	0.000
1.250	0.000
1.250	0.000
1.250	0.000
1.250	0.000
	<b>30.000</b>
<b>Total Membership Program Units</b>	<b>102.000</b>

*SCM*  
1.000

**Adjusted Membership Program Units 102.000**

<i>Factor</i>	<i>Units</i>
0.70	9.100
1.00	3.000
2.00	6.000
2.00	0.000
25.00	14.000

**32.100**

<i>TOTAL FTE MEM</i>	<i>Factor</i>	<i>Units</i>
0.00	0.500	0.000
0.00	0.500	0.000
0.00	0.500	0.000
<hr/>		
0.00	0.500	<b>0.000</b>

<i>TOTAL MEM</i>	<i>Factor</i>	<i>Units</i>
150.00	0.055	<b>8.250</b>

<i>Factor</i>	<i>Units</i>
0.060	<b>0.000</b>

	<i>PHASE-OUT</i>	<i>Units</i>
Elementary/Mid/Jr. High	0.00	0.000
Senior High		0.000
<b>SCHOOL SIZE ADJUSTMENT UNITS</b>		<b>0.000</b>

**DISTRICT SIZE <4,000 ADJUSTMENT UNITS**      **0.000**  
(Districts Only)

**DISTRICT SIZE <200 ADJUSTMENT UNITS**      **0.000**  
(Districts Only)

Eligible?	Cost Differential	<i>Units</i>
<b>N</b>	0.15	<b>0.000</b>

<i>At-risk index</i>	<i>Units</i>
0.189	<b>14.175</b>

*Units*  
**147.750**

<i>Factor</i>	<i>Units</i>
1.500	<b>0.000</b>

Factor Units  
0.250 0.000

Factor Units  
0.100 0.000

Factor Units  
0.100 0.000

Factor Units  
0.147 0.000

0.170 0.000

Factor Units  
TOTAL MEM 0.012 18.000  
150.00

Factor Units  
TOTAL MEM 0.016 14.400  
150.00

**SUBTOTAL PROGRAM UNITS 336.675**

Units  
ONLY IF <=200 MEM 0.000

**PROGRAM UNITS (PLUS SAVE HARMLESS) 336.675**

× Unit Value \$ 6,834.90

**PROGRAM COST \$2,301,140.39**

*version 2, fixed to remove duplicate count of K-12+ Units*

**INTER SCHOOL ADMIN. WITHHOLDING (\$46,022.81)**

90.00% \$0.00

**Other Adjustments \$0.00**

**(G) \$2,255,117.58**



**2027-2028 PRELIMINARY STATE EQUALIZATION GUARANTEE (SEG) 910B-5**  
**Equip Academy of New Mexico**

School District Geographical Location Albuquerque

<b>Is this a Charter School? Please enter Y or N</b>	<b>Y</b>
<b>Is this for the 40D Adjustment? Please enter Y or N.</b>	<b>N</b>

Second Reporting Period (80D)  
 Third Reporting Period (120D)  
 First Reporting Period (40D)

<b>Early Childhood Education (ECE) Program:</b>		<i>80D/120D AVG MEM</i>
PK		0.00
KF		75.00
Total ECE FTE (PK/2+KF)		75.00
<b>Basic Program (Includes A/B, C &amp; C-Gifted, D &amp; D-Gifted):</b>		
Grade 1		50.00
Grade 2		25.00
Grade 3		
Grade 4		
Grade 5		
Grade 6		
Grade 7		
Grade 8		
Grade 9		
Grade 10		
Grade 11		
Grade 12		
Total Grades 1-12		75.00
<b>Total FTE MEM</b>		<b>150.00</b>

<b>Staffing Cost Multiplier (SCM):</b>	<i>OCT 2026 TCI</i>	<i>WEIGHT</i>
	1.000	1.00
	<i>subject to change based on TCI audit</i>	

<b>Special Education Program:</b>		<i>80D/120D AVG MEM</i>
A/B MEM		27.00
C & C-Gifted		7.00
D & D-Gifted		7.00
D LEVEL 3Y-4Y		0.00
		<i>80D/120D AVG FTE</i>
Adjusted Ancillary FTE		1.18

/

**Bilingual Program:**

<i>HOURS</i>	<i>80D/120D AVG FTE MEM</i>	<i>Projected 40D New FTE MEM</i>	<i>Actual 40D New FTE MEM</i>
1 (FTE = MEM/6)	0.00	0.00	
2 (FTE = MEM/3)	0.00	0.00	
3 (FTE = MEM/2)	0.00	0.00	
<b>Total</b>	<b>0.00</b>	<b>0.00</b>	<b>0.00</b>

**Elementary Fine Arts Program:**

<i>80D/120D AVG MEM</i>	<i>Projected 40D New MEM</i>	<i>Actual 40D New MEM</i>
150.00	75.00	0.00

**Elementary P.E. Program:**

<i>80D/120D AVG MEM</i>
150.00

**Size Adjustment:**

<i>Geographic School District Location</i>	<i>80D/120D AVG FTE MEM</i>
	66,425.50
	0.00
	0.00

Eler

DIST

DIS

**Rural Population:**

<i>Rural Population Formula (MEM) × (Rural Population) × (0.15) = Units</i>	<i>80D/120D AVG FTE MEM</i>	<i>Rural Population Rate</i>	<i>Rural Population Rate &gt;0.4</i>	<i>Chartered After 7/1/2018?</i>
	150.00	0.000	N	Y

**At-Risk:**

<i>80D/120D AVG FTE MEM</i>
150.00

**Growth:**

<i>26-27</i>	<i>Projected 40D FTE MEM</i>	<i>Actual 40D FTE MEM</i>
150.00	225.00	0.00

**National Board Certified Teachers (NBCTs):**

<i>OCT 2026 # of NBPTS:</i>	<i>OCT 2026 # of NBPTS:</i>
0	0

<b><u>Home School Student Program:</u></b>	<i>80D/120D AVG # of Students</i>	<i>80D/120D AVG # of Classes</i>
(Districts Only)	0.00	0.00

<b><u>Home School Student Activities:</u></b>	<i>80D/120D AVG MEM</i>
(Districts Only)	0.00

<b><u>Charter Schools Student Activities:</u></b>	<i>80D/120D AVG MEM</i>
(Districts Only)	0.00

**New District Adjustment:**

District eligible?	NO	a. Newly created School District	(MEM for current year)	0.00
		b. District whose MEM decreases as a result of a newly created District	(MEM for prior year – MEM for current year)	0.00

**K-12+ Program Tier 1:**

	<i>Projected 40D New MEM</i>	<i>Actual 40D New MEM</i>	<i>Additional Days</i>
	225.00		10

**K-12+ Program Tier 2:**

	<i>Projected 40D New MEM</i>	<i>Actual 40D New MEM</i>	<i>Additional Days</i>
	225.00		6

**Save-Harmless:**

<i>2026-2027 40D Subtotal Program Units</i>	0.000
---	-------

**GRAND TOTAL PROC**

**CHAR**


**Other Adjustments:**

100% Energy Efficiency Renewable Bonds	\$ -
	<b>Less: 90%</b>

**STATE EQUALIZATION GUARANTEE (SE**

5 TOOL

PED NO \_\_\_\_\_



<i>Factor</i>	<i>Units</i>
1.440	<b>108.000</b>
1.200	60.000
1.180	29.500
1.180	0.000
1.045	0.000
1.045	0.000
1.045	0.000
1.250	0.000
1.250	0.000
1.250	0.000
1.250	0.000
1.250	0.000
1.250	0.000
<b>Total Membership Program Units</b>	<b>197.500</b>

*SCM*  
1.000

**Adjusted Membership Program Units 197.500**

<i>Factor</i>	<i>Units</i>
0.70	18.900
1.00	7.000
2.00	14.000
2.00	0.000
25.00	29.500

**69.400**

<i>TOTAL FTE MEM</i>	<i>Factor</i>	<i>Units</i>
0.00	0.500	0.000
0.00	0.500	0.000
0.00	0.500	0.000
<hr/>		
0.00	0.500	<b>0.000</b>

<i>TOTAL MEM</i>	<i>Factor</i>	<i>Units</i>
225.00	0.055	<b>12.375</b>

<i>Factor</i>	<i>Units</i>
0.060	<b>9.000</b>

	<i>PHASE-OUT</i>	<i>Units</i>
Elementary/Mid/Jr. High	0.00	0.000
Senior High		0.000
<b>SCHOOL SIZE ADJUSTMENT UNITS</b>		<b>0.000</b>

**DISTRICT SIZE <4,000 ADJUSTMENT UNITS**      **0.000**  
(Districts Only)

**DISTRICT SIZE <200 ADJUSTMENT UNITS**      **0.000**  
(Districts Only)

	<i>Cost Differential</i>	<i>Units</i>
Eligible?		
<b>N</b>	0.15	<b>0.000</b>

<i>At-risk index</i>	<i>Units</i>
0.189	<b>28.350</b>

*Units*  
**146.625**

<i>Factor</i>	<i>Units</i>
1.500	<b>0.000</b>

Factor Units  
0.250 0.000

Factor Units  
0.100 0.000

Factor Units  
0.100 0.000

Factor Units  
0.147 0.000

0.170 0.000

Factor Units  
TOTAL MEM 0.012 27.000  
225.00

Factor Units  
TOTAL MEM 0.016 21.600  
225.00

**SUBTOTAL PROGRAM UNITS 511.850**

Units  
ONLY IF <=200 MEM 0.000

**PROGRAM UNITS (PLUS SAVE HARMLESS) 511.850**

× Unit Value \$ 7,039.95

**PROGRAM COST \$3,603,397.55**

*version 2, fixed to remove duplicate count of K-12+ Units*

**INTER SCHOOL ADMIN. WITHHOLDING (\$72,067.95)**

90.00% \$0.00

**Other Adjustments \$0.00**

**(G) \$3,531,329.60**

**2027-2028 PRELIMINARY STATE EQUALIZATION GUARANTEE (SEG) 910B-5**

Equip Academy of New Mexico

School District Geographical Location

Albuquerque

<b>Is this a Charter School? Please enter Y or N</b>	<b>Y</b>
<b>Is this for the 40D Adjustment? Please enter Y or N.</b>	<b>N</b>

Second Reporting Period (80D)  
Third Reporting Period (120D)  
First Reporting Period (40D)

**Early Childhood Education (ECE) Program:** *80D/120D AVG MEM*

PK	0.00
KF	75.00
<b>Total ECE FTE (PK/2+KF)</b>	<b>75.00</b>

**Basic Program (Includes A/B, C & C-Gifted, D & D-Gifted):**

Grade 1	75.00
Grade 2	50.00
Grade 3	25.00
Grade 4	
Grade 5	
Grade 6	
Grade 7	
Grade 8	
Grade 9	
Grade 10	
Grade 11	
Grade 12	
<b>Total Grades 1-12</b>	<b>150.00</b>
<b>Total FTE MEM</b>	<b>225.00</b>

**Staffing Cost Multiplier (SCM):**

<i>OCT 2026 TCI</i>	<i>WEIGHT</i>
1.000	1.00
<i>subject to change based on TCI audit</i>	

**Special Education Program:**

	<i>80D/120D AVG MEM</i>
A/B MEM	40.00
C & C-Gifted	10.00
D & D-Gifted	11.00
D LEVEL 3Y-4Y	0.00
	<i>80D/120D AVG FTE</i>
Adjusted Ancillary FTE	1.76

**Bilingual Program:**

<i>HOURS</i>	<i>80D/120D AVG FTE MEM</i>	<i>Projected 40D New FTE MEM</i>	<i>Actual 40D New FTE MEM</i>
1 (FTE = MEM/6)	0.00	0.00	
2 (FTE = MEM/3)	0.00	0.00	
3 (FTE = MEM/2)	0.00	0.00	
<b>Total</b>	<b>0.00</b>	<b>0.00</b>	<b>0.00</b>

**Elementary Fine Arts Program:**

<i>80D/120D AVG MEM</i>	<i>Projected 40D New MEM</i>	<i>Actual 40D New MEM</i>
225.00	75.00	0.00

**Elementary P.E. Program:**

<i>80D/120D AVG MEM</i>
225.00

**Size Adjustment:**

<i>Geographic School District Location</i>	<i>80D/120D AVG FTE MEM</i>
	66,425.50
	0.00
	0.00

Eler

DIST

DIS

**Rural Population:**

<i>Rural Population Formula (MEM) × (Rural Population) × (0.15) = Units</i>	<i>80D/120D AVG FTE MEM</i>	<i>Rural Population Rate</i>	<i>Rural Population Rate &gt;0.4</i>	<i>Chartered After 7/1/2018?</i>
	225.00	0.000	N	Y

**At-Risk:**

<i>80D/120D AVG FTE MEM</i>
225.00

**Growth:**

<i>26-27</i>	<i>Projected 40D FTE MEM</i>	<i>Actual 40D FTE MEM</i>
225.00	300.00	0.00

**National Board Certified Teachers (NBCTs):**

<i>OCT 2026 # of NBPTS:</i>	<i>OCT 2026 # of NBPTS:</i>
0	0



<b><u>Home School Student Program:</u></b>	<i>80D/120D AVG # of Students</i>	<i>80D/120D AVG # of Classes</i>
(Districts Only)	0.00	0.00

<b><u>Home School Student Activities:</u></b>	<i>80D/120D AVG MEM</i>
(Districts Only)	0.00

<b><u>Charter Schools Student Activities:</u></b>	<i>80D/120D AVG MEM</i>
(Districts Only)	0.00

**New District Adjustment:**

District eligible?	NO	a. Newly created School District	(MEM for current year)	0.00
		b. District whose MEM decreases as a result of a newly created District	(MEM for prior year – MEM for current year)	0.00

**K-12+ Program Tier 1:**

	<i>Projected 40D New MEM</i>	<i>Actual 40D New MEM</i>	<i>Additional Days</i>
	300.00		10

**K-12+ Program Tier 2:**

	<i>Projected 40D New MEM</i>	<i>Actual 40D New MEM</i>	<i>Additional Days</i>
	300.00		6

**Save-Harmless:**

<i>2026-2027 40D Subtotal Program Units</i>	0.000
---	-------

**GRAND TOTAL PROC**

**CHAR**


**Other Adjustments:**

100% Energy Efficiency Renewable Bonds	\$ -
	<b>Less: 90%</b>

**STATE EQUALIZATION GUARANTEE (SE**

5 TOOL

PED NO \_\_\_\_\_



<i>Factor</i>	<i>Units</i>
1.440	<b>108.000</b>
1.200	90.000
1.180	59.000
1.180	29.500
1.045	0.000
1.045	0.000
1.045	0.000
1.250	0.000
1.250	0.000
1.250	0.000
1.250	0.000
1.250	0.000
1.250	0.000
1.250	0.000
<b>Total Membership Program Units</b>	<b>178.500</b>
	<b>286.500</b>

*SCM*  
1.000

**Adjusted Membership Program Units 286.500**

<i>Factor</i>	<i>Units</i>
0.70	28.000
1.00	10.000
2.00	22.000
2.00	0.000
25.00	44.000

**104.000**

<i>TOTAL FTE MEM</i>	<i>Factor</i>	<i>Units</i>
0.00	0.500	0.000
0.00	0.500	0.000
0.00	0.500	0.000
<hr/>		
0.00	0.500	<b>0.000</b>

<i>TOTAL MEM</i>	<i>Factor</i>	<i>Units</i>
300.00	0.055	<b>16.500</b>

<i>Factor</i>	<i>Units</i>
0.060	<b>13.500</b>

	<i>PHASE-OUT</i>	<i>Units</i>
Elementary/Mid/Jr. High	0.00	0.000
Senior High		0.000
<b>SCHOOL SIZE ADJUSTMENT UNITS</b>		<b>0.000</b>

**DISTRICT SIZE <4,000 ADJUSTMENT UNITS**      **0.000**  
(Districts Only)

**DISTRICT SIZE <200 ADJUSTMENT UNITS**      **0.000**  
(Districts Only)

	<i>Cost Differential</i>	<i>Units</i>
Eligible?		
<b>N</b>	0.15	<b>0.000</b>

<i>At-risk index</i>	<i>Units</i>
0.189	<b>42.525</b>

*Units*  
**145.500**

<i>Factor</i>	<i>Units</i>
1.500	<b>0.000</b>

Factor Units  
0.250 0.000

Factor Units  
0.100 0.000

Factor Units  
0.100 0.000

Factor Units  
0.147 0.000

0.170 0.000

Factor Units  
TOTAL MEM 0.012 36.000  
300.00

Factor Units  
TOTAL MEM 0.016 28.800  
300.00

**SUBTOTAL PROGRAM UNITS 673.325**

Units  
ONLY IF <=200 MEM 0.000

**PROGRAM UNITS (PLUS SAVE HARMLESS) 673.325**

× Unit Value \$ 7,251.15

**PROGRAM COST \$4,882,378.41**

*version 2, fixed to remove duplicate count of K-12+ Units*

**INTER SCHOOL ADMIN. WITHHOLDING (\$97,647.57)**

90.00% \$0.00

**Other Adjustments \$0.00**

**(G) \$4,784,730.84**

**2027-2028 PRELIMINARY STATE EQUALIZATION GUARANTEE (SEG) 910B-5**

Equip Academy of New Mexico

School District Geographical Location

Albuquerque

<b>Is this a Charter School? Please enter Y or N</b>	<b>Y</b>
<b>Is this for the 40D Adjustment? Please enter Y or N.</b>	<b>N</b>

Second Reporting Period (80D)  
Third Reporting Period (120D)  
First Reporting Period (40D)

**Early Childhood Education (ECE) Program:** *80D/120D AVG MEM*

PK	0.00
KF	75.00
<b>Total ECE FTE (PK/2+KF)</b>	<b>75.00</b>

**Basic Program (Includes A/B, C & C-Gifted, D & D-Gifted):**

Grade 1	75.00
Grade 2	75.00
Grade 3	50.00
Grade 4	25.00
Grade 5	
Grade 6	
Grade 7	
Grade 8	
Grade 9	
Grade 10	
Grade 11	
Grade 12	
<b>Total Grades 1-12</b>	<b>225.00</b>
<b>Total FTE MEM</b>	<b>300.00</b>

**Staffing Cost Multiplier (SCM):**

<i>OCT 2026 TCI</i>	<i>WEIGHT</i>
1.000	1.00

*subject to change based on TCI audit*

**Special Education Program:**

	<i>80D/120D AVG MEM</i>
A/B MEM	54.00
C & C-Gifted	14.00
D & D-Gifted	15.00
D LEVEL 3Y-4Y	0.00
	<i>80D/120D AVG FTE</i>
Adjusted Ancillary FTE	2.40

**Bilingual Program:**

<i>HOURS</i>	<i>80D/120D AVG FTE MEM</i>	<i>Projected 40D New FTE MEM</i>	<i>Actual 40D New FTE MEM</i>
1 (FTE = MEM/6)	0.00	0.00	
2 (FTE = MEM/3)	0.00	0.00	
3 (FTE = MEM/2)	0.00	0.00	
<b>Total</b>	<b>0.00</b>	<b>0.00</b>	<b>0.00</b>

**Elementary Fine Arts Program:**

<i>80D/120D AVG MEM</i>	<i>Projected 40D New MEM</i>	<i>Actual 40D New MEM</i>
300.00	75.00	0.00

**Elementary P.E. Program:**

<i>80D/120D AVG MEM</i>
300.00

**Size Adjustment:**

<i>Geographic School District Location</i>	<i>80D/120D AVG FTE MEM</i>
	66,425.50
	0.00
	0.00

Eler

DIST

DIS

**Rural Population:**

<i>Rural Population Formula (MEM) × (Rural Population) × (0.15) = Units</i>	<i>80D/120D AVG FTE MEM</i>	<i>Rural Population Rate</i>	<i>Rural Population Rate &gt;0.4</i>	<i>Chartered After 7/1/2018?</i>
	300.00	0.000	N	Y

**At-Risk:**

<i>80D/120D AVG FTE MEM</i>
300.00

**Growth:**

<i>26-27</i>	<i>Projected 40D FTE MEM</i>	<i>Actual 40D FTE MEM</i>
300.00	375.00	0.00

**National Board Certified Teachers (NBCTS):**

<i>OCT 2026 # of NBPTS:</i>	<i>OCT 2026 # of NBPTS:</i>
0	0

<b><u>Home School Student Program:</u></b>	<i>80D/120D AVG # of Students</i>	<i>80D/120D AVG # of Classes</i>
(Districts Only)	0.00	0.00

<b><u>Home School Student Activities:</u></b>	<i>80D/120D AVG MEM</i>
(Districts Only)	0.00

<b><u>Charter Schools Student Activities:</u></b>	<i>80D/120D AVG MEM</i>
(Districts Only)	0.00

**New District Adjustment:**

District eligible?	NO	a. Newly created School District	(MEM for current year)	0.00
		b. District whose MEM decreases as a result of a newly created District	(MEM for prior year – MEM for current year)	0.00

**K-12+ Program Tier 1:**

	<i>Projected 40D New MEM</i>	<i>Actual 40D New MEM</i>	<i>Additional Days</i>
	375.00		10

**K-12+ Program Tier 2:**

	<i>Projected 40D New MEM</i>	<i>Actual 40D New MEM</i>	<i>Additional Days</i>
	375.00		6

**Save-Harmless:**

<i>2026-2027 40D Subtotal Program Units</i>	0.000
---	-------

**GRAND TOTAL PROC**

**CHAR**


**Other Adjustments:**

100% Energy Efficiency Renewable Bonds	\$ -
	<b>Less: 90%</b>

**STATE EQUALIZATION GUARANTEE (SE**

5 TOOL

PED NO \_\_\_\_\_



<i>Factor</i>	<i>Units</i>
1.440	<b>108.000</b>
1.200	90.000
1.180	88.500
1.180	59.000
1.045	26.125
1.045	0.000
1.045	0.000
1.250	0.000
1.250	0.000
1.250	0.000
1.250	0.000
1.250	0.000
1.250	0.000
1.250	0.000
<b>Total Membership Program Units</b>	<b>371.625</b>

*SCM*  
1.000

**Adjusted Membership Program Units 371.625**

<i>Factor</i>	<i>Units</i>
0.70	37.800
1.00	14.000
2.00	30.000
2.00	0.000
25.00	60.000



**141.800**

<i>TOTAL FTE MEM</i>	<i>Factor</i>	<i>Units</i>
0.00	0.500	0.000
0.00	0.500	0.000
0.00	0.500	0.000
<hr/>		
0.00	0.500	<b>0.000</b>

<i>TOTAL MEM</i>	<i>Factor</i>	<i>Units</i>
375.00	0.055	<b>20.625</b>

<i>Factor</i>	<i>Units</i>
0.060	<b>18.000</b>

	<i>PHASE-OUT</i>	<i>Units</i>
Elementary/Mid/Jr. High	0.00	0.000
Senior High		0.000
<b>SCHOOL SIZE ADJUSTMENT UNITS</b>		<b>0.000</b>

**DISTRICT SIZE <4,000 ADJUSTMENT UNITS**      **0.000**  
(Districts Only)

**DISTRICT SIZE <200 ADJUSTMENT UNITS**      **0.000**  
(Districts Only)

	<i>Cost Differential</i>	<i>Units</i>
Eligible?		
<b>N</b>	0.15	<b>0.000</b>

<i>At-risk index</i>	<i>Units</i>
0.189	<b>56.700</b>

*Units*  
**144.375**

<i>Factor</i>	<i>Units</i>
1.500	<b>0.000</b>

Factor Units  
0.250 0.000

Factor Units  
0.100 0.000

Factor Units  
0.100 0.000

Factor Units  
0.147 0.000

0.170 0.000

Factor Units  
TOTAL MEM 0.012 45.000  
375.00

Factor Units  
TOTAL MEM 0.016 36.000  
375.00

**SUBTOTAL PROGRAM UNITS 834.125**

Units  
ONLY IF <=200 MEM 0.000

**PROGRAM UNITS (PLUS SAVE HARMLESS) 834.125**

× Unit Value \$ 7,468.68

**PROGRAM COST \$6,229,813.70**

*version 2, fixed to remove duplicate count of K-12+ Units*

**INTER SCHOOL ADMIN. WITHHOLDING (\$124,596.27)**

90.00% \$0.00

**Other Adjustments \$0.00**

**(G) \$6,105,217.43**

<b>Equip Academy of New Mexico Projections</b>						
	<b>Y1</b>	<b>Y2</b>	<b>Y3</b>	<b>Y4</b>	<b>Y5</b>	<b>Y6</b>
	<b>2025-26</b>	<b>2026-27</b>	<b>2027-28</b>	<b>2028-29</b>	<b>2029-30</b>	<b>2030-31</b>
<b>K</b>	50	75	75	75	75	75
<b>1st</b>	25	50	75	75	75	75
<b>2nd</b>		25	50	75	75	75
<b>3rd</b>			25	50	75	75
<b>4th</b>				25	50	75
<b>5th</b>					25	50
<b>Total Students</b>	75	150	225	300	375	425
<b>Total # of classrooms</b>	3	5	7	9	12	14