



STATE OF NEW MEXICO
PUBLIC EDUCATION DEPARTMENT
300 DON GASPAR
SANTA FE, NEW MEXICO 87501-2786
Telephone (505) 827-5800
www.ped.state.nm.us

ARSENIO ROMERO, Ph.D.
SECRETARY OF EDUCATION

MICHELLE LUJAN GRISHAM
GOVERNOR

**Charter Schools Division
2022-23 Annual Report
Revised June 14, 2024**

School Name: Dził Dít'óóí School of Empowerment, Action and Perseverance (DEAP)

School Address: PO Box 156 Navajo, NM 87328

Head Administrator: Kayla Begay

Governing Board Chair: Becki Jones

Business Manager: Charlotte Archuleta

Authorized Grade Levels: 6-12

Grade Levels Served: 6-12

Authorized Enrollment Cap: 180

2022-23 End of Year Enrollment: 45

Contract Term: 2020-2025

Waivers: none

Mission:

As a result of DEAP education, students will be able to use their cultural, vocational and academic skills to analyze their surrounding in order to plan the transformation of their community and their world, live a healthy life and use the tools they were taught to achieve holistic wellness, use their understanding of identity, and its impact on local and global communities to promote the restoration of Diné culture, and honor the history and the legacy of the Dził Dít'óóí area by consciously balancing the needs of the land with the needs of the people.

Educational Program:

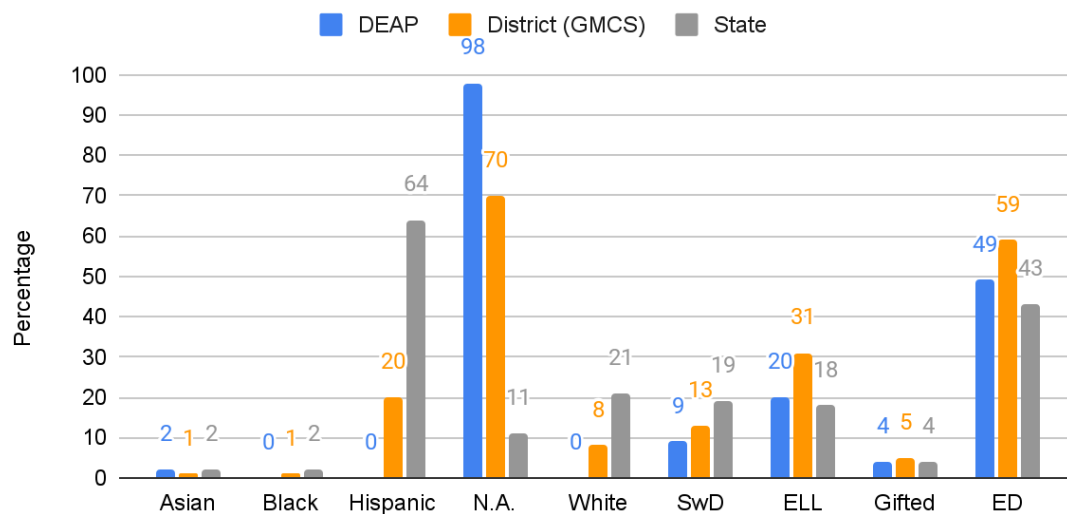
Land Based Learning Curriculum: The School will provide students with hands-on learning through land based learning education. The School will partner with local farms and land based education programs to prepare students to be college ready, provide pathways to careers in STEAM, ecology, food security, agriculture, promote community wellness, foster Dine culture, and increase opportunities for community leadership and action.

i. Experiential Learning Through Land Based Learning: The School's focus on land based learning will provide many opportunities for students to participate in various projects or events such as sacred site visits, community gardens, garden workshops, field trips, harvest festivals and cooking demonstrations.

ii. We commit to finding resources for students to participate in hands-on land based learning experiences as part of the School's curriculum and as enrichment activities, as evidenced by lesson plans, learning goals and outcomes, and partnerships.

Demographics as reported in STARS 2022-23 End of Year (EOY)

Enrollment by Subgroup EOY 2022-23



Source: STARS Enrollment Subgroup Percentages with Averages

Academic Performance

Academic Performance Framework Indicators	2022-23 Score (100 points possible)
1: State Accountability System: NMVistas Overall Score	38.8
2: Subgroup performance: high, middle, and low-performing quartiles	unavailable
3: School-specific Goals: if two goals, average of points on each	75
Overall Academic Score: average of indicators 1 and 3	56.9

State Accountability System:

State and federal statute mandates accountability for all public schools. This section provides a snapshot of the school’s academic performance according to data collected by the Public Education Department (PED) for the school years 2021-22, 2022-23, and 2023-24 (when available).

The New Mexico State Accountability System ([NM Vistas](#)) gives every public school in the state an overall score. NM Vistas scored schools according to the following designations:

<p>Spotlight: Top 25% of schools, excluding schools with designations of CSI, Graduation Rate or TSI/ATSI</p>	<p>Traditional: No other designation</p>	<p>TSI (Targeted Support and Improvement): Multi-year low performing subgroup(s)</p>
		<p>ATSI (Additional Targeted Support and Improvement): TSI in the lowest 5% of schools. Exit from ATSI status requires an increase in subgroup performance in both of the next 2 years.</p>
		<p>CSI (Comprehensive Support): Lowest 5% of all schools; OR 3 years in ATSI; OR 3-year average of 4-Year Graduation rate is below 66.67%</p>
		<p>MRI (More Rigorous Intervention): on CSI for 3 years</p>

Note about 2022-23 NM Vistas Revision: on May 20, 2024, the Accountability, Research, Evaluation, and Assessment (AREA) Division released new figures on NM Vistas for the school year 2022-23. The figures were recalculated because: 1) AREA received a high number of appeals from schools about their data; 2) the Vistas data and designations needed to align with the state’s *Consolidated State Plan* (CSP) that is sent to the U.S. Department of Education as part of the *State ESSA (Every Student Succeeds Act) Accountability Model*; 3) during the initial release of Vistas 2022-23 reports, a number of schools were

prematurely exited from designations of CSI and ATSI. Those schools are on a three-year cycle, some of which started in 2018-19. Because of Covid, two years of accountability reports were waived, so the designation should have continued through 2022-23.

Important: According to the May 20, 2024 NM Vistas revision, the highest **overall** designation a school may receive is “Spotlight,” however, an additional designation/distinction of “Excellence” is assigned to schools scoring above the 90th percentile on specific indicators.

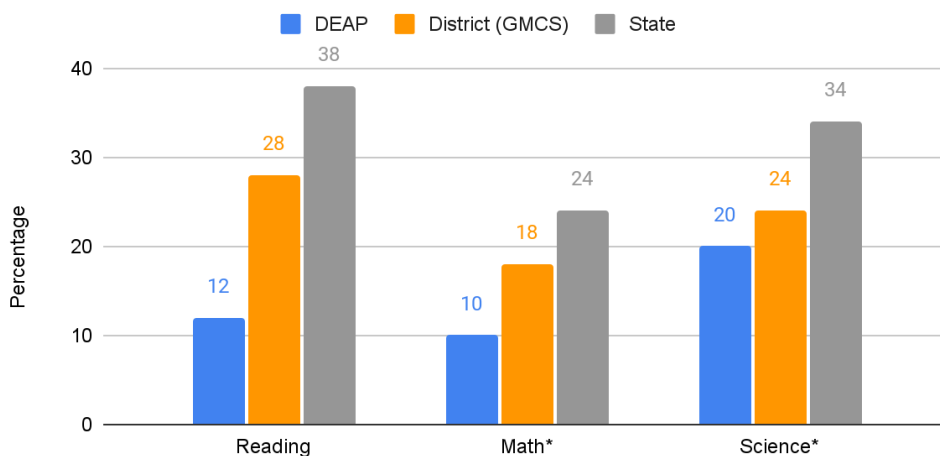
Refer to the [2022-23 Accountability Measures Overview](#) for a summary of indicators included in Vistas calculations. Further details and criteria for each designation are provided in the *Accountability Technical Manual* linked to the [NM Vistas](#) web page.

For the school year 2022-23, **Dził Dít’ooí School of Empowerment, Action and Perseverance (DEAP)** received a designation of **Traditional**.

Proficiency

Because science is assessed only in grades 5, 8, and 11, schools that do not serve these grades do not have science proficiency data.

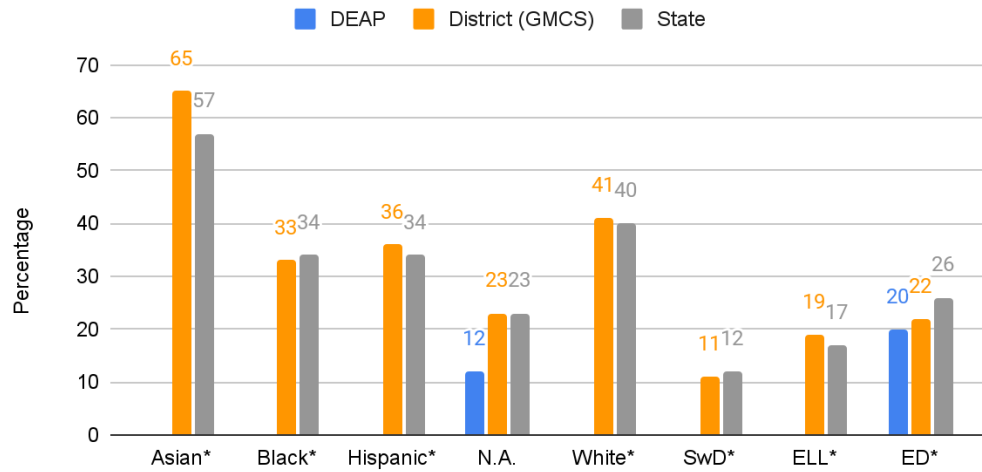
Percent of Students Proficient in Core Subjects 2022-23



Source: NMVistas.org

*Note: groups are partially masked due to population size, ≤10% math, ≤20% science.

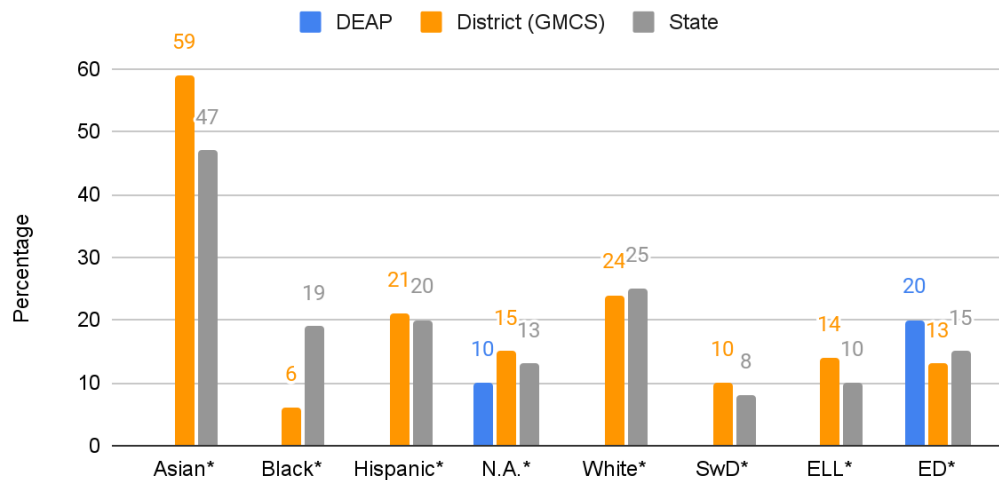
Percent Proficient in Reading by Subgroup 2022-23



Source: NMVistas.org

***Note:** groups are masked due to population size, and/or some groups are not represented in the school. Economically disadvantaged population partially masked, $\leq 20\%$ proficient in reading.

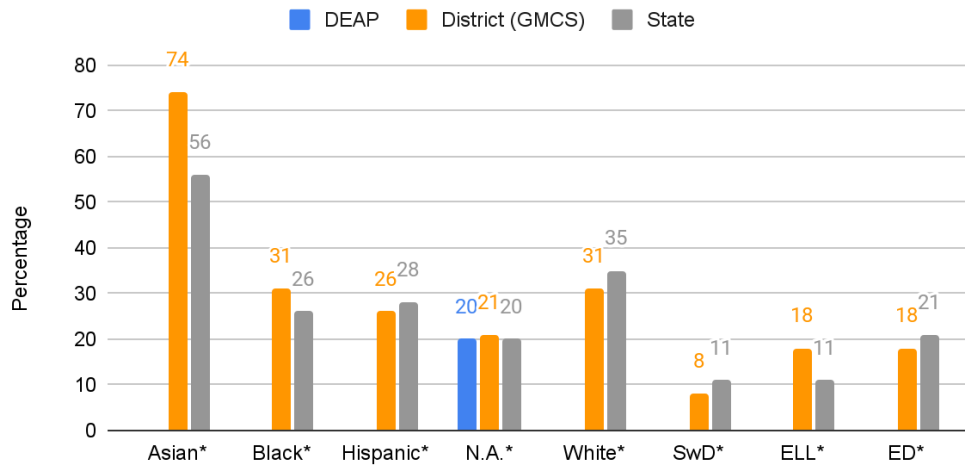
Percent Proficient in Math by Subgroup 2022-23



Source: NMVistas.org

***Note:** groups are masked due to population size, and/or some groups are not represented in the school. Populations partially masked: Native American $\leq 10\%$, and economically disadvantaged, $\leq 20\%$ in math.

Percent Proficient in Science by Subgroup 2022-23



Source: NMVistas.org

***Note:** groups are masked due to population size, and/or some groups are not represented in the school. Native American population partially masked, $\leq 20\%$ in science.

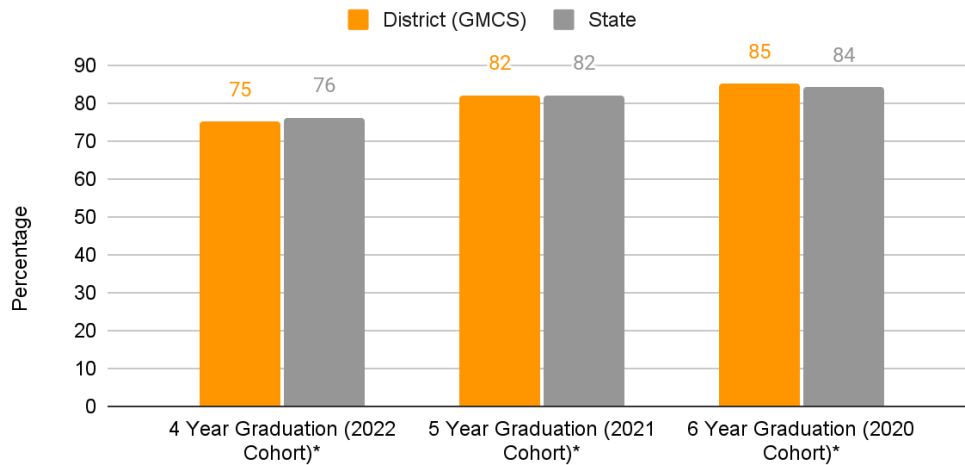
English Learner Progress (NMVistas): Masked due to population size.

English Learner Progress measures the percentage of English learners who are on track toward achieving English proficiency (an ACCESS score of 4.7 or higher) within five years.

High School Graduation

Data refer to prior year cohorts, with the most recent 4-year graduation data available for the 2022 graduation cohort, 5-year data for the 2021 cohort, and 6-year data for the 2020 cohort. The 4-year, 5-year, and 6-year graduation rates for these years are provided with comparative data for the state and district. The 4-year rate is then disaggregated by ethnicity and student group.

High School Graduation



Source: NMVistas.org

***Note:** school's 4, 5, and 6-year graduation data are masked due to population size

Mission-Specific Goals

Goal 1: At least 80% of all DEAP students, enrolled on the 40th and 120th day, will complete a 40 hour land-based learning project (that integrates cross-curricular common core standards) annually and will earn a passing score (75%) on the project presentation rubric to demonstrate increased capabilities in establishing food security, land remediation and community service.

Performance Level	Target	Points
Exceeds Standard	More than 85% of all DEAP students, enrolled on the 40th and 120th day, will complete a 40 hour land-based learning project (that integrates cross-curricular common core standards) annually and will earn a passing score (75%) on the project presentation rubric to demonstrate increased capabilities in establishing food security, land remediation and community service.	100
Meets Standard	75-85% of all DEAP students, enrolled on the 40th and 120th day, will complete a 40 hour land-based learning project (that integrates cross-curricular common core standards) annually and will earn a passing score (75%) on the project presentation rubric to demonstrate increased capabilities in establishing food security, land remediation and community service.	75
Does Not Meet Standard	50-74% of all DEAP students, enrolled on the 40th and 120th day, will complete a 40 hour land-based learning project (that integrates cross-curricular common core standards) annually and will earn a passing score (75%) on the project presentation rubric to demonstrate increased capabilities in establishing food security, land remediation and community service.	25
Falls Far Below Standard	Below 50% of all DEAP students, enrolled on the 40th and 120th day, will complete a 40 hour land-based learning project (that integrates cross-curricular common core standards) annually and will earn a passing score (75%) on the project presentation rubric to demonstrate increased	0

	capabilities in establishing food security, land remediation and community service.	
--	---	--

Rating: Meets Standard; 80% student attainment- 75 pts.

Goal 2: 75% of all DEAP students, enrolled on the 40th and 120th day, will complete a Diné Studies course with a grade of at least 70% which includes demonstration of proficiency in core cultural competencies (Navajo Content Standards) through portfolios, cultural arts projects, and performances evaluated by cultural experts OR complete a dual credit Diné Studies course with a grade of 70% or higher.

Performance Level	Target	Points
Exceeds Standard	90% or more of all DEAP students, enrolled on the 40th and 120th day, will complete a Diné Studies course with a grade of at least 70% which includes demonstration of proficiency in core cultural competencies (Navajo Content Standards) through portfolios, cultural arts projects, and performances evaluated by cultural experts OR complete a dual credit Diné Studies course with a grade of 70% or higher.	100
Meets Standard	75-89% of all DEAP students, enrolled on the 40th and 120th day, will complete a Diné Studies course with a grade of at least 70%, which includes demonstration of proficiency in core cultural competencies (Navajo Content Standards) through portfolios, cultural arts projects, and performances evaluated by cultural experts OR complete a dual credit Diné Studies course with a grade of 70% or higher.	75
Does Not Meet Standard	50-74% of all DEAP students, enrolled on the 40th and 120th day, will complete a Diné Studies course with a grade of at least 70%, which includes demonstration of proficiency in core cultural competencies (Navajo Content Standards) through portfolios, cultural arts projects, and performances evaluated by cultural experts OR complete a dual credit Diné Studies course with a grade of 70% or higher.	25
Falls Far Below Standard	Less than 50% of all DEAP students, enrolled on the 40th and 120th day, will complete a Diné Studies course with a grade of at least 70%, which includes demonstration of proficiency in core cultural competencies (Navajo Content Standards) through portfolios, cultural arts projects, and performances evaluated by cultural experts OR complete a dual credit Diné Studies course with a grade of 70% or higher.	0

Rating: Meets Standard- 79% student attainment- 75 pts.

Organizational and Financial Performance Framework

2022-23 Overall Rating: Meets Standard

Pursuant to the [PEC Performance Framework and Accountability System](#), schools receive ratings of **Meets Standard**, **Working to Meet Standard**, or **Does Not Meet Standard** for individual indicators in the framework. Explanations for any rating other than Meets Standard are provided below.

The school also receives an overall rating of either **Meets Standard** or **Does Not Meet Standard** for the year. If a school receives a **Does Not Meet Standard** rating for three or more indicators, it will receive an overall rating of **Does Not Meet Standard**.

If a school receives a **Does Not Meet Standard** rating, on any indicator, the CSD and PEC may conduct a closer review the following year on that indicator, and/or the PEC may require the school to submit a corrective action plan in order to specify actions and a timeline to correct the performance deficiency.

A school may receive a **Working to Meet Standard** rating on multiple indicators and still receive an overall rating of **Meets Standard**. If a school receives this rating across multiple years, the CSD and PEC may conduct a closer review the following year on that indicator, and the school will need to address the issue in its renewal application at the end of its charter term.

Dził Dít'ooí School of Empowerment, Action and Perseverance (DEAP)	2020-21	2021-22	2022-23
Organizational and Financial Performance			
1a Mission and Educational Program	Meets Standard	Meets Standard	Meets Standard
1b State Assessment Requirements	Not Reviewed	Does Not Meet Standard	Meets Standard
1c Rights of Students with Disabilities	Meets Standard	Meets Standard	Meets Standard
1d Rights of English Learners	Meets Standard	Meets Standard	Meets Standard
1e Meeting Program Requirements	Assurances	Meets Standard	Meets Standard
1f NM DASH Plan	N/A	N/A	N/A
2a Financial Reporting and Compliance	Working to Meet Standard	Meets Standard	Working to Meet Standard
2b Accounting Principles	Does Not Meet Standard	Does Not Meet Standard	Does Not Meet Standard
2c Responsive to Audit Findings	Meets Standard	Does Not Meet Standard	Working to Meet Standard
2d Managing Grant Funds	Meets Standard	Meets Standard	Meets Standard
2e Staffing for Fiscal Management	Meets Standard	Meets Standard	Meets Standard
2f Internal Controls	Working to Meet Standard	Meets Standard	Working to Meet Standard
3a Governance Requirements	Working to Meet Standard	Working to Meet Standard	Meets Standard
3b Nepotism, Conflict of Interest	Assurances	Meets Standard	Meets Standard
3c Reporting Requirements	Assurances	Working to Meet Standard	Meets Standard
4a Rights of All Students	Assurances	Meets Standard	Meets Standard
4b Attendance and Retention	Meets Standard	Meets Standard	Working to Meet Standard
4c Staff Credentialing	Meets Standard	Meets Standard	Does Not Meet Standard
4d Employee Rights	Assurances	Meets Standard	Meets Standard
4e Background Checks, Ethics	Assurances	Meets Standard	Meets Standard
5a Facilities	Assurances	Meets Standard	Meets Standard
5b Transportation	Assurances	N/A	Meets Standard
5c Health and Safety	Assurances	Meets Standard	Meets Standard
5d Handling Information	Assurances	Meets Standard	Meets Standard

Explanation of 2022-23 Indicator Ratings

- 2.a. One report was submitted late in quarter 1.
- 2.b. FY22 has two audit findings, one is a repeat (material weakness). ([FY22 Audit](#))
- 2.c. 2022-02 is a repeat finding from 2020-002.

2.f. 2022-001 finding identifies late payment/fee.

4.b. EOY: Attendance rate is 94% (***Attendance rate must be 95%***).

4.c. Licensure discrepancies not resolved at end of school year.

Site Visit Attendees

Tuesday, May 2, 2023

CSD Team: Lucy Valenzuela (Lead), Kyle Wood and Kimberly Gonzales (remote)

School Leadership: Kayla Begay, Head Administrator

Governing Board: Becki Jones, Amberia Tolino



**STATE OF NEW MEXICO
PUBLIC EDUCATION COMMISSION
300 DON GASPAR
SANTA FE, NEW MEXICO 87501-2786
Telephone (505) 827-6661
www.ped.state.nm.us**

PATRICIA GIPSON, CHAIR
PUBLIC EDUCATION COMMISSION

ARSENIO ROMERO, PhD
SECRETARY OF PUBLIC EDUCATION

- Patricia Gipson, Chair
District 7, Las Cruces
- Steven J. Carrillo, Vice Chair
District 10, Santa Fe
- Timothy E. Beck, Secretary
District 2, Albuquerque
- Melissa Armijo, Member
District 1, Albuquerque
- Rebekka Burt, Member
District 4, Rio Rancho

- Alan Brauer, Member
District 3, Albuquerque
- Sharon Clahchischillige, Member
District 5, Aztec
- Stewart Ingham, Member
District 6, Deming
- Michael M. Taylor, Member
District 8, Roswell
- K.T. Manis, Member
District 9, Hobbs

July 19, 2024

Kayla Begay
Becki Jones
Dzit Dit'Looi School of Empowerment Action and Perseverance
kdbegay@deapschool.org
becki.jones@pprm.org

Dear Ms. Begay and Ms. Jones:

Thank you for all of your hard work to support children in New Mexico. As you know, the Public Education Department revised its information for New Mexico Vistas for all public school for SY 2022-2023. At its July 19, 2024 meeting, the Public Education Commission (PEC) accepted the revised annual reports from the Charter Schools Division. We note that the New Mexico Vistas designation for your school changed as follows:

First Designation	New Designation
CSI.Perf	Traditional

While the PEC is noting this change in designation, it is not taking any action based on this change, and the information in the PEC Annual Notice letter provided earlier this spring remains unchanged.

The contract and all annual reports for the school are located here: <https://webnew.ped.state.nm.us/bureaus/public-education-commission/charter-school-contracts/> The amended SY 2022-2023 annual report and this letter will be made a part of the record of performance of the school. Please feel free to reach out to CSD or me with any questions. On behalf of the Commission, I thank you for your efforts.

Sincerely,

/s/ Patricia Gipson

Chair, Public Education Commission
District 7