

Bilingual
Multicultural
Education Program
Annual Report
2022-2023





The State of New Mexico
Bilingual Multicultural Education Programs Annual Report
For School Year 2022–2023

Released: January 2024

Michelle Lujan Grisham
Governor

Arsenio Romero, Ph.D.
Secretary of Education

Candice Castillo Ed.D.
Deputy Secretary of Identity, Equity, and Transformation

Mayra Valtierrez
Director of Language and Culture

Required Notice

The contents of this document were developed under a grant from the US Department of Education (ED). However, the contents do not necessarily represent the policy of the ED and should not be regarded as an endorsement by the federal government.

Copyright Notice

This report is copyright free; no permission is needed to cite or reproduce it for **non-profit purposes**. If material from it is included in another **non-profit** publication, cite as follows: New Mexico Public Education Department (NMPED). Bilingual Multicultural Education Program Annual Report SY2022-2023, (2024).

Acknowledgements

The Secretary of Education and the Language and Culture Division would like to thank the following individuals for their contributions to this report:

Dr. Reiner Martens, Director of Finance Analysis Bureau

Sara Cordova, Director of School Budget Bureau

Jay Leatherman, Independent Contractor for the Assessment, Research, Evaluation and Accountability Division

Mary Montoya, Chief Information Officer, Information Technology

Carlos Avila, BMEP Specialist, Language and Culture Division

Daisy Barnard, BMEP Specialist, Language and Culture Division

Catalina Block, Multicultural Education Specialist, Language and Culture Division

Leah Jimenez, Program Support Specialist, Language and Culture Division

Marvin Noguera, Deputy Director, Language and Culture Division

Mayra Valtierrez, Director, Language and Culture Division

Shannon Whitney, English Learner Specialist, Language and Culture Division

Michelle Maes, Business Operation Specialist, Language and Culture Division



Table of Contents

Acknowledgements	3
Table of Contents	4
Introduction	5
Detailed Report	5
District and School Participation in BMEPs.....	7
District/School Participation by Languages Taught	7
Student Participation in BMEPs	8
Student Participation in BMEPs by English Language Proficiency (ELP)	8
Student Participation in Spanish Language BMEPs.....	8
Student Participation in Native American Language Programs	9
Language Outcomes for BMEP Students	9
English Language Proficiency (ELP).....	10
Spanish Language Proficiency	11
Native American Language Proficiency.....	12
Proficiency in American Sign Language.....	12
Academic Achievement for BMEP Students	13
Academic Achievement Data in Reading.....	13
New Mexico Istation Student Performance Levels	14
Academic Achievement Data in Math.....	14
Academic Achievement Data in Science.....	15
School Accountability	15
BMEP Expenditures by Budget Entities	15
Language Proficiency and Academic Achievement Goals.....	16
Growth in Academic Content.....	16
Professional Development.....	17
Statutory and Regulatory Requirements	18
Appendices.....	21

Introduction

The Language and Culture Division (LCD) provides accountability with support to districts¹ that serve students participating in Bilingual Multicultural Education Programs (BMEPs) so that all participating students achieve the program goals as outlined by New Mexico statute and administrative code, which are: (1) students become bilingual and biliterate in English and a second language, and (2) students meet all academic content standards and benchmarks in all subject areas. BMEPs offer a general education experience that is provided in two languages. The purpose of the Bilingual Multicultural Education Programs Annual Report is to comply with state statute and inform stakeholders regarding the state's BMEPs. The LCD actively works to streamline and provide data that can be used in meaningful and purposeful ways. To that aim, the report focuses on these four key areas:

1. Reporting data collected on district, school, and student participation.
2. Reporting data collected on language proficiency in order to assess progress on the first goal of BMEPs for students to become bilingual and biliterate.
3. Reporting achievement data based on the Istation, New Mexico Measures of Student Success & Achievement (NM-MSSA), and New Mexico Assessment of Science Readiness (NM-ASR), for relevant student groups, to assess progress on the second goal of BMEPs for students to meet all academic content standards.
4. Evaluating and determining program effectiveness and use of funds for BMEPs.

The following report provides data from the 22-23 school year (SY), including some longitudinal data for comparison over time. Not all data is uniform, which is noted whenever it might factor into the interpretation of data results. Due to the unprecedented circumstances brought on by the COVID-19 pandemic and the closure of schools, the ED granted the PED a waiver to bypass assessment and accountability requirements under the Elementary and Secondary Education Act of 1965 (ESEA), as amended by the Every Student Succeeds Act of 2015 (ESSA). Thus, student achievement data was not collected during SY 19–20. Student data from SY 18–19 has been repeated for this report.

For SY 20-21, New Mexico received an accountability waiver from the US Department of Education. This waiver exempted New Mexico from reporting many pieces of accountability data, including achievement data, due to the challenges presented by the pandemic. Given the low participation on the Measures of Student Success and Achievement (MSSA), the PED did not produce school or district reports unless certain participation thresholds were met. This includes the assessments for science readiness (ASR), since no reports were available from districts/charter schools.

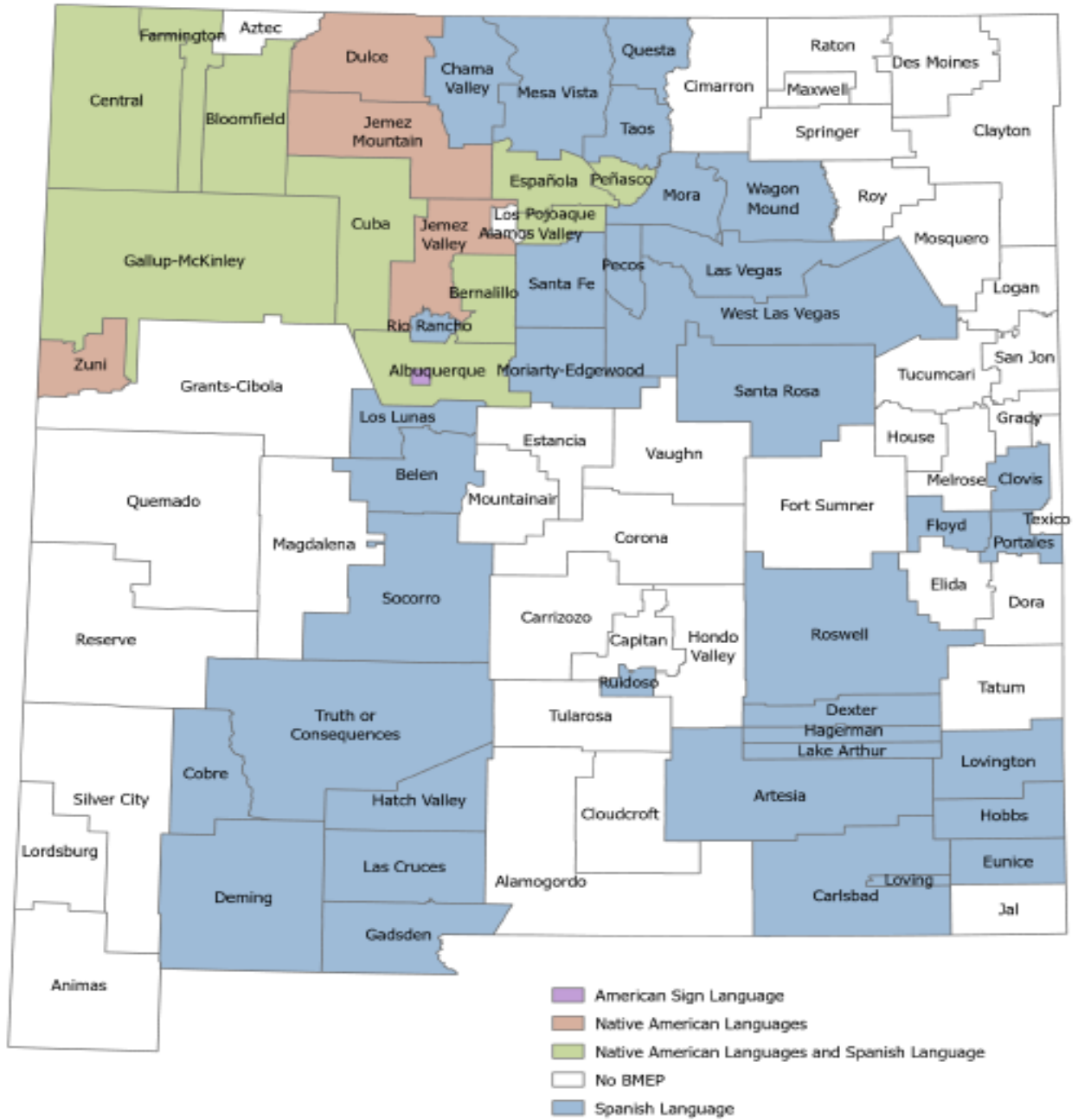
Detailed Report

State Map of Bilingual Multicultural Education Programs by District 2022-2023

The map illustrates, by language, district participation in the state's BMEPs. In the 22-23 SY, 64% percent of school districts in New Mexico implemented state funded BMEPs.

¹ District refers to school districts and State (Public Education Commission) authorized Charter schools.

Bilingual Multicultural Education Programs 2022-2023



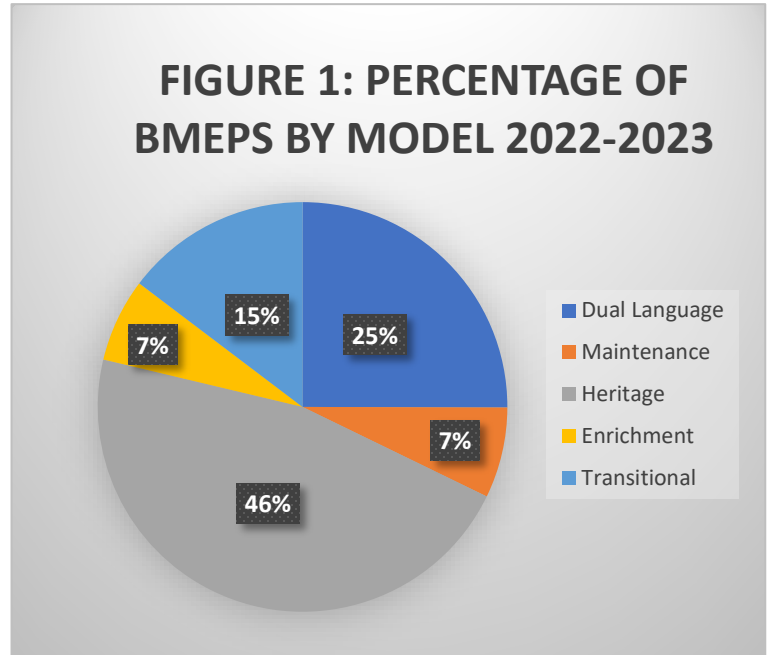
Prepared for: NM Public Education Department (PED)
 Sources: NM PED, U.S. Census Bureau
 Date: January 2024



District and School Participation in BMEPs

There are 64 districts with BMEPs. There are 531 BMEP models implemented within 417 schools. Many schools offer more than one BMEP model to best meet the needs of their students. Figure 1, illustrates the total number of BMEPs by model for the 80th day Reporting period from the Student Teacher Accountability Reporting System (STARS). For a full list of BMEPs by district and charter school please see Appendix C.

Table 1, below, shows that in SY 22-23, the number of schools participating in BMEPs decreased by one from the previous year. The total number of districts and the number of state charter schools participating in BMEPs increased by two from the previous year. The consistent number of schools participating in a BMEP may indicate continuous program need by student population as well as districts' efforts in continuing to support their students to meet the objectives and goals of the BMEP.



Year	NM Districts and Charter Schools		NM Schools	
	Total # in NM	Total with BMEPs	Total # in NM	Total with BMEPs
SY 18-19	89	60 (67%)	848	420 (50%)
SY 19-20	89	62 (70%)	865	429 (50%)
SY 20-21	89	62 (70%)	868	418 (48%)
SY 21-22	89	62 (70%)	861	418 (49%)
SY 22-23	89	64 (72%)	892	417 (47%)

Note: Total number of schools includes all public schools, state and district authorized charter schools, and state-supported schools. For SY 18-19, 19-20 the number does not include state-supported schools.

However, SY 19-20 includes pre-K only schools.

District/School Participation by Languages Taught

BMEPs in New Mexico provide instruction in several languages. According to Table 2, below, the total number of schools with Spanish BMEPs decreased by one school in SY 22-23, when compared to the previous year. The total number of Native American language programs increased by 11. Forty schools offered BMEPs

Year	# and (%) of Schools with Spanish/English Programs	# and (%) of Schools with Native American/English Programs
SY 18-19	351* (84%)	97* (23)
SY 19-20	425* (80%)	104* (20)
SY 20-21	350* (84%)	100* (24)
SY 21-22	351* (84%)	107* (26)
SY 22-23	350* (84%)	118* (28)

in both Spanish and Native American languages and one school offered a BMEP in American Sign Language (ASL). Indicators for this may include continuing need/desire of BMEPs wanted by school communities, student demographic changes, change in parents' desires for their children to participate in BMEP, and student enrollment.

Student Participation in BMEPs

BMEPs in New Mexico districts strive to provide quality services to a diverse student population from different ethnic and cultural backgrounds. The total number of students participating in New Mexico BMEPs in SY 22-23 is 45,811 and represents 15 percent of the student population in New Mexico’s districts.

Table 3 illustrates the number of students participating in BMEPs by ethnicity in the last five years.

SOURCE: STARS, 80th Day, SY 2022-2023, BEP and Student Snapshot ELL Queries.
* Data does not include PreK.

Year	Total # of Students	Total # of Hispanic Students		Total # of Native American Students		Other Students	
		BMEP	Non-BMEP	BMEP	Non-BMEP	BMEP	Non-BMEP
SY 18-19*	322,776	35,783	163,757	7,025	25,414	3,417	87,380
SY 19-20*	320,581	36,030	162,938	7,246	25,257	3,330	85,780
SY 20-21*	306,504	33,710	159,571	7,073	24,661	2,920	78,569
SY 21-22*	308,265	34,566	159,781	6,885	25,095	3,124	78,814
SY 22-23	305,267	35,592	157,836	7,163	24,483	3,056	77,137

In SY 22-23, Hispanic and/or Latino students comprised 63 percent

(193,428) of the total 305,267 student population attending districts in New Mexico. Furthermore, Hispanic students comprised the largest ethnic group participating in BMEPs—with 35,592 students, or 78 percent of all students in BMEPs.

Native American students accounted for 10 percent (31,646) of the total population attending New Mexico’s districts. Native American students comprised 16 percent (7,163) of all students in BMEPs. In SY 22-23, the number of Other Students (including students who identify as Caucasian, African American, and/or Asian, etc.) represented 6 percent (3,056) of students participating in BMEPs.

Student Participation in BMEPs by English Language Proficiency (ELP)

In the SY 22-23, 48 percent of all EL students participated in BMEPs. In comparing SY 22–23 to the previous year, the participation of EL students in BMEPs increased by 994 students. The total number of EL students in New Mexico increased by 1,445 students as compared to the previous year.

Year	Total # of students	Total ELs	ELs in BMEPs	ELs Not in BMEPs
SY 18-19	46,225	51,921	19,837	32,084
SY 19-20	46,606	52,836	20,294	32,542
SY 20-21	43,703	49,001	17,917	31,084
SY 21-22	44,575	55,740	20,941	34,799
SY 22-23	45,811	57,185	21,937	35,248

SOURCE: STARS, 80th Day, 2022-2023, BEP and Student Snapshot ELL Queries.

Student Participation in Spanish Language BMEPs

The program language most offered in BMEPs in New Mexico is Spanish. Table 5 outlines the number of students enrolled in Spanish BMEP from the previous three years. When comparing SY 22-23 to the previous year, there is an increase in student enrollment of 843 in Spanish BMEPs.

Year	Number of Students Enrolled
SY 20-21	36,324
SY 21-22	37,413
SY 22-23	38,256

SOURCE: STARS, 80th Day, 2022-2023
*Prior to SY 20-21 student enrollment in BMEPs by home/heritage (program) language were not reported to STARS.

Student Participation in Native American Language Programs

Of the eight Native American languages indigenous to New Mexico, seven were taught in districts. The only Native American language of New Mexico that was not taught in districts was Mescalero Apache. The Diné language had the high number of Native American students enrolled, and the Lakota and Towa languages enrolled the lowest number of students. The total number of students participating in Native American language programs increased when compared to the previous year by 389 students. Table 6 details these figures.

Table 6. Student Participation in Native American Language Programs									
Language and Number of Students Enrolled									
Year	Diné (Navajo)	Jicarilla (Apache)	Keres	Lakota	Tewa	Tiwa	Towa	Zuni	Total
SY 18-19	4,784	255	454	-	232	25	90	902	6,742
SY 19-20	4,648	280	633	-	291	48	49	989	6,968
SY 20-21	4,889	281	767	-	173	34	79	1,047	7,270
SY 21-22*	4,983	248	649	-	171	13	54	927	7,045
SY 22-23*	5,176	195	738	62	248	66	62	887	7,434

SOURCE:
*STARS 80th Day (data in previous years taken out of district self-reported SharePoint Instructional Plans)

Note: Native American languages can only be taught in districts with approval by tribal councils or other appropriate tribal entities with authority to make education decisions on behalf of Native American children. Lakota became an approved BMEP language in SY 22-23.

Language Outcomes for BMEP Students

The Bilingual Multicultural Education Act requires districts to maintain language proficiency data, given the first statutory goal for BMEPs—that students become bilingual and biliterate (see Table 7 below)

Table 7. Measuring Progress of BMEP Goals	
Data Collected	Goal 1: Students become bilingual and biliterate in English and a second language
	English language proficiency (ELP)
	Language proficiency in the home or heritage language

The following subsections provide information regarding BMEP Goal 1. Students in BMEPs must be assessed for proficiency in the English language, which applies only to ELs, and in the home or heritage language (second language) until they reach proficiency.

The students who were assessed in the home or heritage language of the BMEP may fall into the following ELP groups:

- EL students
- Reclassified Fluent English Proficient (RFEP) students
- Initially Fluent English Proficient (IFEP) students

To determine growth patterns within the language proficiency categories for a particular district, please see previous Bilingual Multicultural Education Programs Annual Reports; reports are available at <https://webnew.ped.state.nm.us/>. Click on *Offices/Programs*, then *Language and Culture*.

English Language Proficiency (ELP)

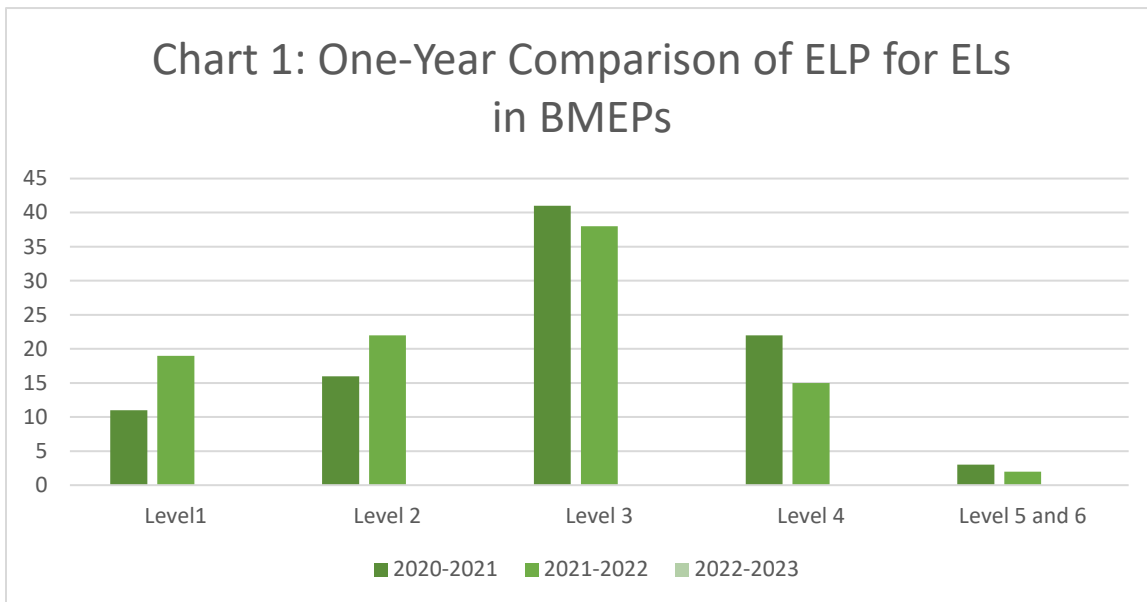
New Mexico has been a member of the World-Class Instructional Design and Assessment (WIDA) Consortium since 2009 and first administered the ELP test ACCESS for ELLs® in 2009–2010. New Mexico administers the ACCESS for ELLs© to all identified ELs in compliance with the ESEA, as amended, which mandates that all ELs in districts be tested annually to assess their progress in acquiring ELP. The ACCESS for ELLs® measures students’ ELP at six different levels: Entering, Emerging, Developing, Expanding, Bridging, and Reaching.

Table 8 details ELP performance for ELs in BMEPs for the SYs 18-19, 20-21, and 21-22 based on ACCESS for ELLs® results. In the 21-22 SY, the majority (38 percent) of ELs in state funded BMEPs scored at the Developing (3) level, with 15 percent scoring at the Expanding (4), and 2 percent at the Bridging (5) and Reaching level (6).

Table 8. ELP performance for ELs													
Year	ELs Tested	Entering Level 1		Emerging - 2		Developing - 3		Expanding - 4		Bridging - 5		Reaching - 6	
		Non-BMEP	BMEP	Non-BMEP	BMEP	Non-BMEP	BMEP	Non-BMEP	BMEP	Non-BMEP	BMEP	Non-BMEP	BMEP
SY 20-21	8,344	6%	11%	13%	16%	42%	41%	26%	22%	5%	3%	0%	0%
SY 21-22	52,391	10%	19%	21%	22%	44%	38%	18%	15%	3%	2%	0%	0%
SY 22-23	Pending receipt from the Assessment, Research, Evaluation and Accountability Division												

SOURCE: ACCESS for ELLs©, Administered typically January-March of each year. STARS, BEP Query, 80th Day, 2022-2023. **Note:** Alternate ACCESS for ELLs© student data is not included.

Chart 1, below, illustrates a slight change over the past year in ELs served in state funded BMEPs. Due to COVID-19 pandemic related issues, fewer assessments were given in SY 20-21, with only 8,344 assessments administered. In SY 21-22, however, 52,391 assessments were administered.



Spanish Language Proficiency

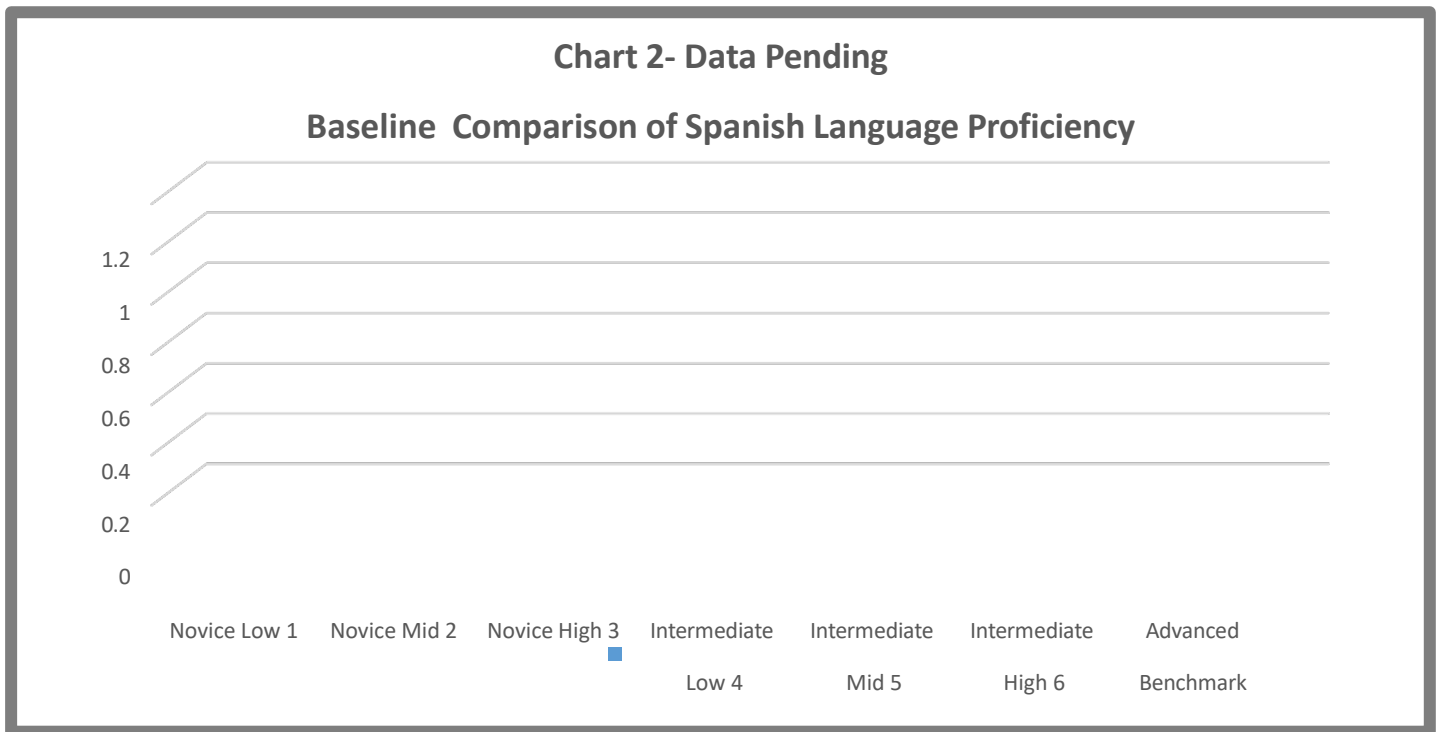
In 2018, the BMEP Assessment taskforce was selected to research, review and identify assessments for Spanish language proficiency in Reading, Writing, Listening, and Speaking that are rigorous and meet the state’s regulations and standards. After careful and thorough review of the various assessments, the taskforce recommended Avant STAMP as the best available assessment for the students of New Mexico. Avant STAMP assessment scores are based on the ACTFL proficiency standards, which the state adopted in SY 18-19. All districts with Spanish BMEPs utilize the Avant STAMP assessment to measure growth in Spanish language proficiency. All students in a state funded BMEP who have not reached proficiency (composite score of 6) or higher, will take the Avant STAMP annually.

All districts transitioned to utilizing the Avant STAMP assessment to measure Spanish language proficiency in SY 21-22. For Avant STAMP data by proficiency level by district, see Appendix A. **(currently pending receipt from the Assessment, Research, Evaluation and Accountability Bureau)**

Table 9. Statewide Range of BMEP Spanish Language Proficiency - Avant STAMP								
Year	# of Students Tested	Novice Low 1	Novice Mid 2	Novice High 3	Intermediate Low 4	Intermediate Mid 5	Intermediate High 6	Advanced Benchmark Levels
SY 21-22	Pending receipt from the Assessment, Research, Evaluation and Accountability Division							
SY 22-23	Pending receipt from the Assessment, Research, Evaluation and Accountability Division							

SOURCE: Research, Evaluation and Accountability Bureau - Avant STAMP Data

Chart 2 illustrates the baseline year percentages of students’ performance on the Avant STAMP by levels.



Native American Language Proficiency

Students from Native American communities that participate in BMEPs are assessed for proficiency through assessments developed by each Tribe, its Tribal Council, or other appropriate Tribal entities with authority to make education decisions on behalf of Native American students. The languages for which data was self-reported by districts in SY 22-23 are Keres, Navajo (Diné), Tiwa, Tewa, and Zuni. Table 10 lists the range of Native language proficiency for students across the state for the past five years.

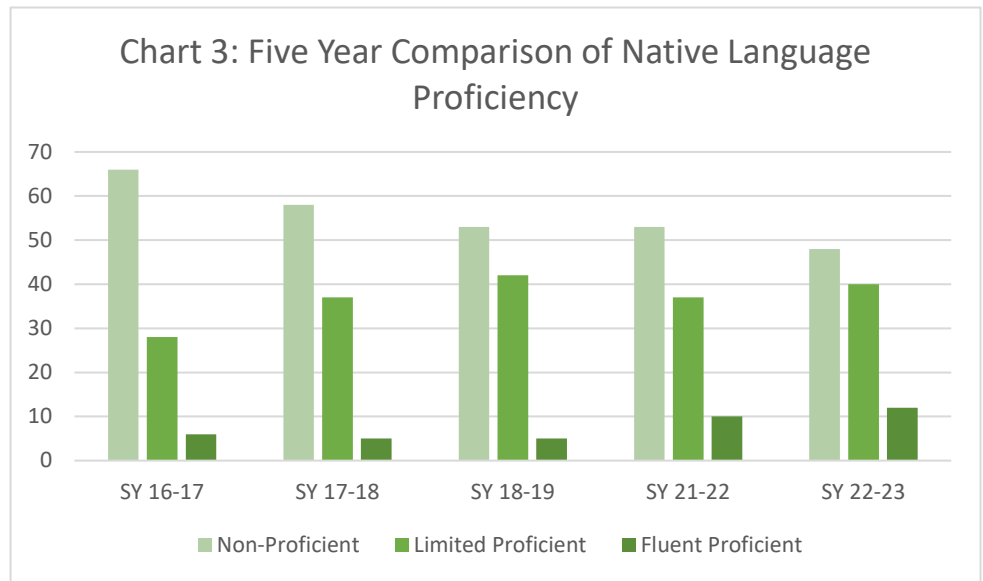
School Year	# of Students Reported	# and (%) of non-proficient	# and (%) of Limited Proficient	# and (%) of Fluent Proficient
SY 16-17	7,446	4,948 (66%)	2,058 (28%)	440 (6%)
SY 17-18	5,466	3,223 (58%)	1,996 (37%)	247 (5%)
SY 18-19	4,806	2,524 (53%)	2,024 (42%)	258 (5%)
SY 21-22	4,214	2,238 (53%)	1,542 (37%)	434 (10%)
SY 22-23	2,865	1,380 (48%)	1,147 (40%)	338 (12%)

SOURCE: Native language proficiency data reported to LCD by districts. Not all districts submitted data.

The number of students tested and reported for Native American language proficiency in SY 21-22 decreased by 1,349 students when compared to the SY 18-19. Additionally, there was some variance in test results from SY 20-21 and 22-23. The percentage of students who performed at the non-proficient level decreased by five percent and the Limited- Proficient level increased by three percent. The percentage of students with performance at the Fluent Proficient level increased by two percent. These data demonstrate progress in increasing Native American language fluent proficiency. However, since data was not submitted by all districts and the number of students fluctuates, direct comparisons may not be appropriate and must be interpreted with care.

Chart 3 visually depicts the percentage of students scoring at each level of proficiency for the last four years for which data was submitted by districts. For Native language proficiency data reported by each district, charter schools, and state- chartered schools in 2021–2022, refer to Appendix D.

Note: Not all districts submitted data. Native American students did not participate in any summative assessments in the Spring of 2020 or 2021.



Proficiency in American Sign Language

In addition to Spanish and Native American Languages, there is an American Sign Language (ASL) and English BMEP in which students from the deaf community may participate. The Albuquerque Sign Language Academy (ASLA) in Albuquerque is a charter school authorized by the Public Education Commission that employs a dual language model.

The data for SY 17-18, 21-22, and 22-23 reported to the LCD for the ASL Receptive test is below in Table 11. The data for SY 17-18 reflects a positive correlation since most students assessed fall into the Limited Proficient or Fluent Proficient category. Due to the unavailability of ASL proficiency data for SY 22-23, analyses should be undertaken with caution.

SOURCE: ASL language proficiency data reported to LCD by districts.

School Year	# of Students Reported	% of Non-Proficient	% of Limited Proficient	% of Fluent Proficient
SY 17-18	<5 and >95	23	31	46
SY 21-22	Data Not Submitted			
SY 22-23	Data Not Submitted			

Note: Where the number of students in individual cells was too small to report, cells were merged to further comply with FERPA. Due to the challenges presented by the pandemic, students at ASLA did not participate in summative assessments in the Spring of 2020 and 2021.

Academic Achievement for BMEP Students

In Table 12 below, per the New Mexico’s Bilingual Multicultural Education Act, which requires that districts maintain academic achievement data, and given the second statutory goal for BMEPs—that students meet all content standards in all areas—the PED (via the LCD and the Research, Evaluation, and Accountability Bureau) analyzes district data regarding the academic achievement of students participating in BMEPs.

Data Collected	Goal 2: Students meet all academic content standards and benchmarks in all subject areas
	Istation Indicator of Student Progress (ISIP) early reading and ISIP Lectura Temprana New Mexico Measures of Student Success & Achievement (NM-MSSA) New Mexico Assessment of Science Readiness (NM-ASR)

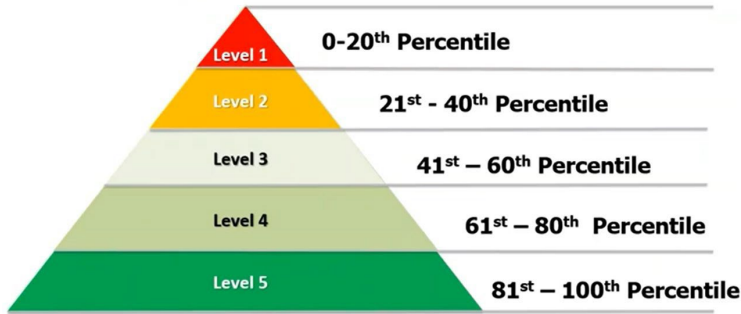
The following subsections detail the main components used to evaluate the effectiveness of BMEPs’ academic outcomes and effective use of funds generated by BMEPs. For additional information regarding academic achievement assessments and each of their proficiency levels, please contact the Research, Evaluation, and Accountability Bureau.

Academic Achievement Data in Reading

Table 13 presents reading achievement for grades K to 2 for BMEP and non-BMEP students. The results are interpretations of Istation’s sophisticated, web-delivered computer-adaptive testing systems. These systems are continuously monitored by frequent assessment and reporting of students’ abilities in reading throughout the year. Istation’s Indicators of Progress (ISIP) assessment system functions as both a universal screener and progress monitoring tool for literacy. It provides teachers and other school personnel with easy-to-interpret, web-based reports that detail student strengths and areas of growth and provide links to teacher resources. Use of this data allows teachers to make informed decisions more easily regarding each student’s response to targeted reading instruction and intervention strategies.

Year	# of Students Tested	Kinder		Grade 1		Grade 2	
		Non-BMEP	BMEP	Non-BMEP	BMEP	Non-BMEP	BMEP
SY 18-19	69,039	27.9	33.4	30.9	29.5	41.2	37.0
SY 20-21	55,396	23.8	16.8	34.9	25.7	25.2	17.0
SY 21-22	62,862	34.8	25.6	28.1	21.1	40.9	29.5
SY 22-23	Pending receipt from the Assessment, Research, Evaluation and Accountability Division						

New Mexico Istation Student Performance Levels



In SY 21-22 there were improvements in grades K and 2, but a decline in grade 1 in reading proficiency for students in BMEP.

Students in third through eighth grades, as well as eleventh, took the New Mexico Measures of Student Success & Achievement (NM-MSSA) in SYs 20-21 and 21-22. NM-MSSA is used as an accountability measure for New Mexico districts and charter schools. The assessment is aligned to the New Mexico Common Core Standards, and New Mexico educators are engaged in the design and development of the tests. Table 14 provides the results from the Language Arts assessment for grades 3 to 8 from the previous two years.

Year	# of Students Tested	Grade 3		Grade 4		Grade 5		Grade 6		Grade 7		Grade 8	
		Non-BMEP	BMEP	Non-BMEP	BMEP	Non-BMEP	BMEP	Non-BMEP	BMEP	Non-BMEP	BMEP	Non-BMEP	BMEP
SY20-21	10,083	73.9	70.4	64.2	57.7	55.9	43.4	57.4	43.7	60.0	52.2	44.0	26.0
SY21-22	135,928	34.4	21.5	38.0	24.0	38.1	24.7	35.3	20.3	37.1	21.1	34.9	22.2
SY 22-23	Pending receipt from the Assessment, Research, Evaluation and Accountability Division												

Table 15 provides the results from the Language Arts assessment for grade 11 from the previous two years.

Year	# of Students Tested	Grade 11	
		Non-BMEP	BMEP
SY 20-21	6,026	61.5	49.4
SY 21-22	20,238	34.3	20.6
SY 22-23	Pending receipt from the Assessment, Research, Evaluation and Accountability Division		

Academic Achievement Data in Math

Students in third through eighth grades, as well as eleventh, took the New Mexico Measures of Student Success & Achievement (NM-MSSA) in SYs 20-21 and 21-22. Students are evaluated with the NM Common Core State Standards. Table 16 provides NM-MSSA results for SYs 20-21 and 21-22 in math proficiency for students in grades 3 through 8 for both BMEP and non-BMEP students.

Year	# of Students Tested	Grade 3		Grade 4		Grade 5		Grade 6		Grade 7		Grade 8	
		Non-BMEP	BMEP	Non-BMEP	BMEP	Non-BMEP	BMEP	Non-BMEP	BMEP	Non-BMEP	BMEP	Non-BMEP	BMEP
SY 20-21	10,132	17.4	11.4	14.3	9.0	20.1	12.0	16.9	9.1	12.2	3.2	12.5	7.0
SY 21-22	136,030	24.6	14.1	26.7	15.6	32.9	21.0	35.1	19.7	26.7	26.7	21.0	10.8
SY 22-23	Pending receipt from the Assessment, Research, Evaluation and Accountability Division												

Table 17 provides NM-MSSA results for SYs 20-21 and 21-22 in mathematics proficiency for students in grade 11 for both BMEP and non-BMEP students.

Table 17. Average Statewide Proficiency of Math Percentage Scores			
Year	# of Students Tested	Grade 11	
		Non-BMEP	BMEP
SY 20-21	6026	39.2	20.7
SY 21-22	20,193	16.6	7.8
SY 22-23	Pending receipt from the Assessment, Research, Evaluation and Accountability Division		

Academic Achievement Data in Science

In SY 20-21 New Mexico began using New Mexico Assessment of Science Readiness (NM-ASR). This test measures how well students are learning the New Mexico Science Content Standards, Benchmarks, and Performance Standards. The data illustrated in Table 18 below represents the SYs 20-21 and 21-22 NM-ASR assessments.

Table 18. Average Statewide Proficiency of Science Percentage Scores in Grades 5, 8, and 11 *Refers to note on pg. 5							
Year	# of Students Tested	Grade 5		Grade 8		Grade 11	
		Non-BMEP	BMEP	Non-BMEP	BMEP	Non-BMEP	BMEP
SY 20-21	3,775	No PL*	No PL*	No PL*	No PL*	No PL*	No PL*
SY 21-22	66,625	33.7	20.4	31.0	17.7	41.4	29.7
SY 22-23	Pending receipt from the Assessment, Research, Evaluation and Accountability Division						

School Accountability

In 2019 New Mexico (NM) Vistas was created to help families and others in our communities identify schools that are doing well in relation to their families and the community's values. NM Vistas allows families to review school data, insights, and offerings to make

informed school choice decisions. NM Vistas also helps identify schools that may need extra support. To achieve these goals, NM Vistas provides information on a variety of measures of school quality and success. In addition to these measures, NM Vistas allows schools and districts to describe some of the most important facts about their goals and their approach to achieving them. Together, this information tells a vivid story of how well New Mexico's schools are doing to prepare students for their futures in the 21st Century. For more information on NM Vistas, please see <https://newmexicoschools.com/>.

BMEP Expenditures by Budget Entities

The Bilingual Multicultural Education regulation, 6.32.2 NMAC (based on the Bilingual Multicultural Education Act, 22-23- 1 NMSA 1978, as amended) requires the reporting of BMEP expenditures by September 30th of each year. Four funding codes of program expenditures are reviewed. These funding codes are: 1000 (instruction), 2100 (Support Services-Students), 2200 (Support Services-Instruction), and 2400 (Support Services-School Administration).

Based on the final funded amount generated by the bilingual cost differential in the funding formula for 2022-2023, budget entities were allocated \$42,785,844.95 through the state equalization guarantee (SEG) for their BMEPs. The allocated amount is based on student membership and is calculated based on New Mexico's public school funding formula. There was a total of three initial program applications completed in SY 22-23. Table 19 shows the total amount allocated to budget entities during the last five academic school years. For the complete list by individual budget entity, see Appendix D, Total Operational BMEP Allocations by Budget Entities. **SOURCE:** PED School Budget and Finance Analysis Bureau.

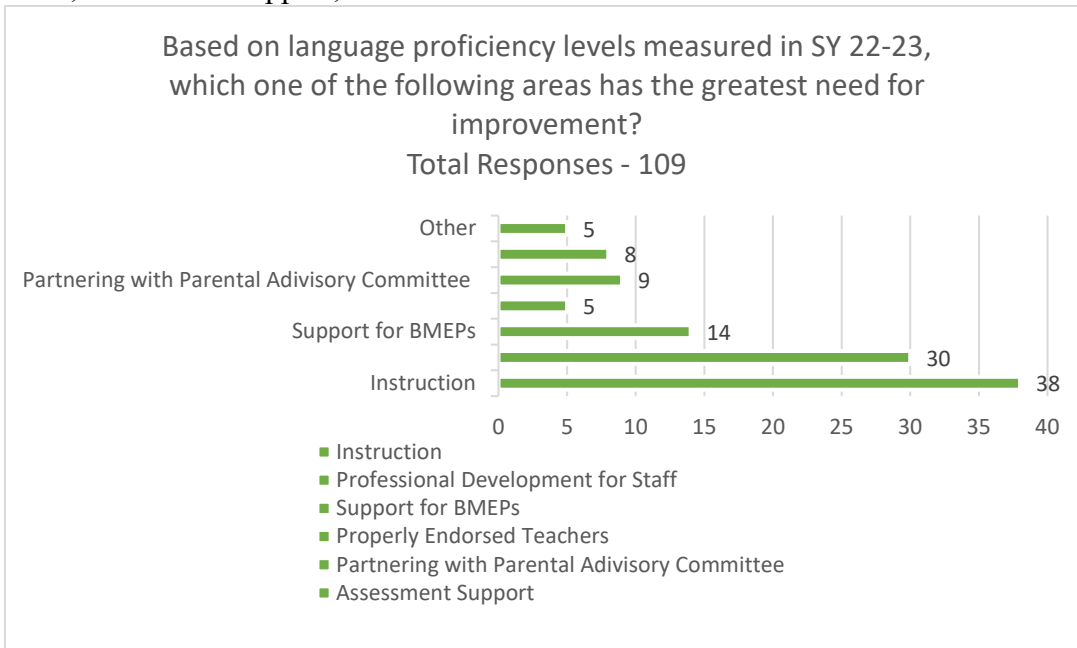
Table 19. Total BMEP Funds Allocated to Budget Entities ²		
SCHOOL YEAR	Entities Receiving BMEP Funding	Total BMEP Funds Allocated
SY 18-19	71	\$35.1 million
SY 19-20	76	\$36.9 million
SY 20-21	75	\$36.2 million
SY 21-22	75	\$37.1 million
SY 22-23	75	42.7 million

² Budget Entities refers to districts, locally (district) authorized charter schools and state (public education commission) authorized charter schools.

Language Proficiency and Academic Achievement Goals

As required by statute (22-23-1 NMSA) and regulation (6.32.2.15 NMAC), BMEPs shall be evaluated by the department annually for effectiveness and for the appropriate use of funds generated by the bilingual cost differential in the funding formula. For the purposes of such evaluation, each district shall maintain academic achievement and language proficiency data for each school year of each program, which shall be updated annually.

For language proficiency, annual progress reporting shall include specific and measurable goals. Districts were asked, “Based on language proficiency levels measured in SY 22-23, which one of the following areas has the greatest need for improvement: instruction; PD for staff; support for BMEPs; properly endorsed teachers; partnering with PAC; assessment support; other?”



SOURCE: Self-reported by districts in SY 22-23 annual progress report submitted to the LCD. Not all districts submitted responses and several districts reported more than one response.

From the self-reported responses, all districts identified that there was room for improvement in SY 22-23. Overall, districts reported instruction (38) as the area needing most improvement, followed by professional development

for BMEP staff (30). Districts also reported the following areas as having the greatest room for improvement: support for BMEPs (14), partnering with Parental Advisory Committee (9), assessment support (8), and having properly endorsed teachers (5). Districts also mentioned areas that did not fall under the categories mentioned above (5).

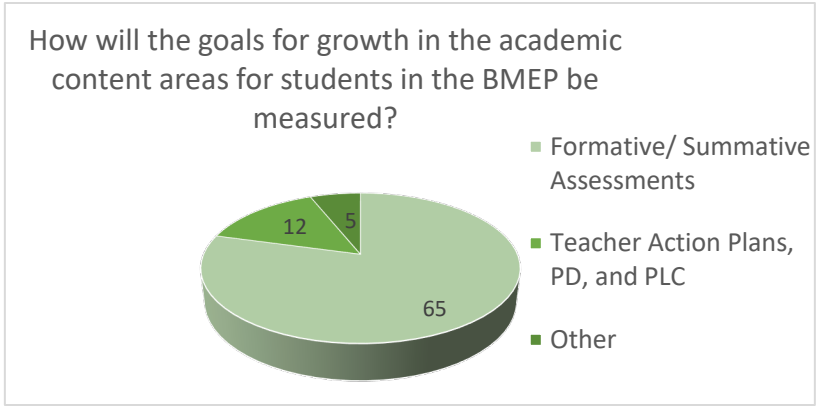
The LCD works collaboratively and in partnership with internal and external partners to inform district leaders and staff about standards, instructional materials, assessments, best practices, and reporting to best serve students in a state funded BMEP. The LCD provides guidance in establishing effective BMEPs to support districts in meeting BMEP goals as outlined in BME Act and 6.32.2 NMAC.

Growth in Academic Content

For academic achievement, annual progress reporting shall include specific and measurable goals. Districts were asked, “How will goals for growth in the academic content areas for students in the BMEP be measured: formative/summative assessments; teacher action plans, PD, and PLC; or other?” There were 82 responses in total.

SOURCE: Self-reported by districts in SY 22-23 annual progress report submitted to the LCD. Not all districts submitted responses and several districts reported more than one response.

The BME Act and 6.23.2.9 NMAC outlines the goals of state funded BMEPs. The two principal goals are for all students, including English language learners, to become bilingual and biliterate and to meet state academic content standards and benchmarks in all subject areas. To ensure that districts meet these goals, it is important that they track the progress and trajectory of students enrolled in BMEPs. According to their responses (see chart above), goals for academic achievement will be measured in multiple ways.

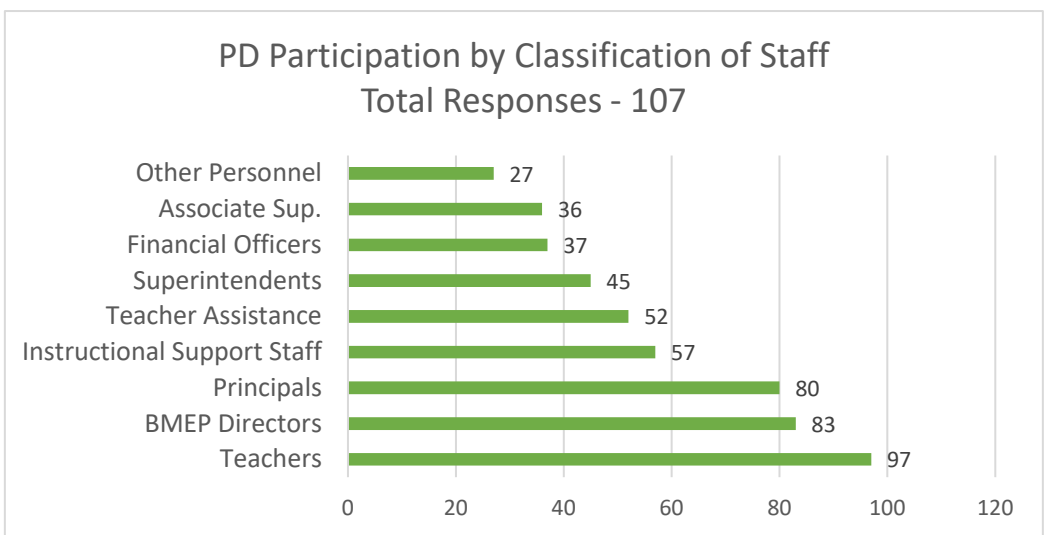


The greatest number of respondents (65 out of 82, or 79%) indicated that they will measure student growth using formative/summative assessments, including the following: Istation, MAPS/NWEA, MobyMax, MLSS, NM-MSSA, NM-ASR, and STAR Reading and Math. Twelve districts reported that teacher action plans, PD, and PLC would be utilized to measure student growth throughout the SY. Numerous districts indicated that they will be utilizing local assessments and individual classroom assessments when determining the best education for their students in a BMEP – and many noted the importance of S.I.O.P and S.M.A.R.T (Specific, Measurable, Attainable, Relevant, and Timely) goals when measuring student growth.

The LCD continues to work collaboratively with districts by providing them guidance in establishing effective programs to support BMEP courses. The division strives to keep external partners informed about standards, instructional materials, assessments, and reporting as we work together to serve New Mexico’s youth.

Professional Development

Another important aspect of Language Proficiency and Academic Achievement Goals is professional development (PD), as required in 22-23-5 NMSA and 6.32.2.13 NMAC. To meet the PD requirement, districts shall verify that staff have attended the district’s PD plan for the BMEP. To help the LCD better understand districts’ investment and involvement in PD opportunities, districts were asked to list the trainings they offered, as well as which staff were included in those trainings. Below is a representation of the number of participants at district PD offerings, by classification of staff.



SOURCE: Self-reported by districts in SY 22-23 annual progress report submitted to the LCD. Not all districts submitted responses and several districts reported more than one response.

The BME Act and 6.32.2.13 NMAC states, public school districts shall provide professional development to teachers, Native American language and culture teachers, teacher assistants, instructional support personnel, principals, bilingual directors coordinators, associate superintendents, superintendents, other instructional personnel, and financial officers. Given the importance of PD in supporting staff professional growth, classroom instructional practices, and program implementation, a variety of PD should be offered that is both robust and inclusive. District self-reporting indicates that there is an unequal amount of PD offerings, dependent on the positions within the district. Out of the 107 responses reported districts, 97 reported offering teacher PD (91%), 83 reported offering BMEP Directors PD (78%), 80 reported offering principals PD (75%), 57 reported offering instructional staff PD (53%), and 52 reported offering teacher assistants PD (49%), superintendents/ associate superintendents, and financial officers were offered PD in less than 45% of all districts with a BMEP.

The LCD will continue to provide increased technical assistance and guidance as we assist districts and schools with BMEPs to better understand PD requirements under statute and state regulation. Building this common understanding out of targeted PD for all staff members can enhance BMEP implementation and help students attain higher academic achievement as outlined in the BME Act.

Statutory and Regulatory Requirements

This section describes the laws and rules that apply to BMEPs in relevant part as follows:

22-23-4. Department; powers; duties. (2004)

- A. The department shall issue rules for the development and implementation of bilingual multicultural education programs.
- B. The department shall administer and enforce the provisions of the Bilingual Multicultural Education Act [22-23-1 NMSA 1978].
- C. The department shall assist school boards in developing and evaluating bilingual multicultural education programs.
- D. In the development, implementation and administration of the bilingual multicultural education programs, the department shall give preference to New Mexico residents who have received specialized training in bilingual education when hiring personnel.

22-23-5. Bilingual multicultural education program plan; evaluation. (2004)

- A. The school board may prepare and submit to the department a bilingual multicultural education program plan in accordance with rules issued by the department.
- B. At regular intervals, the school board and a parent advisory committee from the district shall review the goals and priorities of the plan and make appropriate recommendations to the department.
- C. Bilingual multicultural education programs shall be located in the district and delivered as part of the regular academic program. Involvement of students in a bilingual multicultural education program shall not have the effect of segregating students by ethnic group, color or national origin.
- D. Each district shall maintain academic achievement and language proficiency data and update the data annually to evaluate bilingual multicultural education program effectiveness and use of funds. The department shall annually compile and report this data to the appropriate interim legislative committee.
- E. Districts and charter schools shall provide professional development to employees, including teachers, teacher assistants, principals, bilingual directors or coordinators, associate superintendents, superintendents and financial officers in the areas of: (1) research-based bilingual multicultural education programs and implications for instruction; (2) best practices of English as a second language, English language development and bilingual multicultural education programs; and (3) classroom assessments that support academic and language development.

- F. Bilingual multicultural education programs shall be part of the district's or charter school's professional development plan. Bilingual educators, including teachers, teacher assistants, instructional support personnel, principals and program administrators, shall participate in professional development and training.

6.32.2.15 Program Evaluation; [6.32.2.15 NMAC - Rp, 6.32.2.15 NMAC, 7/1/2018]

- A. Bilingual multicultural education programs shall be evaluated by the department annually for effectiveness and for the appropriate use of funds generated by the bilingual cost differential in the funding formula. For the purposes of such evaluation, each district shall maintain academic achievement and language proficiency data for each school year of each program, which shall be updated annually. This data shall be provided to the department in an annual progress report submitted to the department by September 30 of the following school year. The annual report shall include the following, by school and by model(s): (1) verification that the program has identified and served students most in need (with priority given to K-3) based on language proficiency (English and home or heritage language) and academic achievement; (2) a current analysis of language and academic assessment results demonstrating that participating students have made measurably significant growth toward meeting the state targets for language and academic proficiency; (3) specific and measurable goals for the following school year, based on Paragraph (2) of Subsection A of 6.32.2.15 NMAC; (4) verification that teachers, Native American language and culture teachers, teacher assistants, instructional support personnel, principals, bilingual directors or coordinators, associate superintendents, superintendents, other instructional personnel, and financial officers have participated in the districts professional development plan for the program; (5) an expenditure report from the general ledger on the use of funds generated by the bilingual cost differential in the funding formula for the program; and (6) districts providing a Native American language revitalization program, or other approved Native American bilingual multicultural education model, shall provide the annual progress report submitted to the department to tribal councils or other appropriate tribal entities with authority to make education decisions on behalf of Native American children.
- B. The department shall compile and analyze the data submitted by public school districts and shall report annually to the appropriate interim legislative committee.

22-23-7. Bilingual Multicultural Education Advisory Council; Created; Membership; Duties.

- A. The "bilingual multicultural education advisory council" is created and shall advise the secretary and department staff on the effective implementation of the Bilingual Multicultural Education Act and the support of all bilingual multicultural education students, including bilingual learners and English language learners, to have equitable access to instruction and learning as required by state and federal education and civil rights laws. The secretary and department staff shall provide biannual reports to the council regarding progress on yearly advisements.
- B. The bilingual multicultural education advisory council consists of fifteen members who have technical knowledge of and expertise in bilingual multicultural education and teaching English to English language learners as follows: (1) five members appointed or designated by the Indian nations, tribes and pueblos to include one member each from the Navajo Nation, the Mescalero Apache Tribe, the Jicarilla Apache Nation, the southern pueblos and the northern pueblos; (2) eight members who represent pre-kindergarten through twelfth grade teachers, principals, superintendents, other education administrators and higher education faculty who are from different geographical areas of the state and at least one of whom has a special education background; and (3) two parents whose students are enrolled in bilingual multicultural education programs.
- C. The department shall appoint the council members noted in Paragraphs (2) and (3) of Subsection B of this section from a list generated and approved by both the department and the existing ad hoc bilingual multicultural education advisory council co-chairs that is representative of various stakeholder groups.

- D. The bilingual multicultural education advisory council shall elect two members to serve as co-chairs of the council. The co-chairs shall assist with the selection of new members for the council.
- E. New members of the council shall begin to serve their appointments on July 1, 2021 for a term of three years. Members who are currently serving their appointments prior to the effective date of this 2021 act shall continue to serve through the remainder of their appointed term. All council members may serve two consecutive terms, and co-chairs may serve one additional year to assist with transition.
- F. The council shall: (1) study issues of bilingual multicultural education for all students, including the needs of bilingual learners and English language learners; and (2) provide advice to the department in the areas of curriculum, instruction, assessment, teacher preparation, teacher evaluation, professional development, licensure and student and family services to: (a) strengthen the quality and effectiveness of bilingual multicultural education programs; (b) promote rigorous culturally and linguistically responsive instruction in bilingual multicultural education programs; (c) support effective classroom teaching for participating bilingual multicultural education program students, including bilingual learners and English language learners who may or may not be part of standalone federal language acquisition programs; (d) recruit, develop and train effective bilingual multicultural education teachers and teachers of bilingual learners and English language learners; (e) identify professional development best suited and appropriate for the languages being taught to support teachers, educational assistants and other licensed employees to work effectively with bilingual multicultural education program students, including bilingual learners and English language learners; (f) promote professional development opportunities to build the capacity of public education administrators to effectively lead bilingual multicultural education programs and become knowledgeable regarding second language acquisition research, theory and pedagogy, including culturally and linguistically responsive teaching practices, biliteracy and assessments in English and the home or heritage language; (g) develop solutions for streamlining and strengthening program management, implementation and monitoring of bilingual multicultural education programs at the state, district and school site levels; (h) develop family and community partnerships representative of the languages and cultures of all students in the bilingual multicultural education program, to assist and advise in the development, implementation and evaluation of the program; and (i) support bilingual learners and English language learners to achieve programmatic goals, including academic achievement in two languages and bilingual biliteracy growth as demonstrated and measured by language and literacy assessments in English and the home or heritage language, and with regard to tribal languages, language-appropriate programmatic goals with progress determined in accordance with tribal priorities and sovereignty.
- G. Members of the council may receive per diem and mileage as provided for non-salaried public officers in the Per Diem and Mileage Act [10-8-1 to 10-8-8 NMSA 1978].

Appendices

Appendix A—

Table 20. Avant Spanish Language Proficiency Data by District, 2022-2023		
SCHOOL YEAR	DISTRICT	PROFICIENCY LEVEL
SY 22-23	Pending receipt from the Research, Evaluation and Accountability Bureau	

Note: SY 21-22 was the baseline year for district/charter schools to utilize Avant STAMP assessment.

Appendix B—

Table 21: Native American Proficiency Data by district and Charter school in Percentages 2022-2023				
Language/District	# and (%) of Non-Proficient	# and (%) of Limited Proficient	# and (%) of Fluent	Total students
Oral Navajo (Diné)				
Central Consolidated	* (100%)	* (0%)	* (0%)	5
Farmington	229 (91.97%)	17 (6.83%)	* (1.20%)	249
Gallup	258 (48.31%)	265 (49.63%)	11 (02.06%)	534
Tewa				
Española	47 (51.65%)	25 (27.47%)	19 (20.88%)	91
Pojoaque	104 (59.77%)	58 (33.33%)	12 (6.90%)	174
Keres				
Native American Community Academy	13 (54.17%)	11 (45.83%)	* (0%)	24
Bernalillo	227 (36.03%)	314 (49.84%)	89 (14.13%)	630
Zuni				
Zuni	130 (17.47%)	424 (56.99%)	190 (25.54%)	744
Tiwa				
Peñasco	105 (100%)	* (0%)	* (0.00%)	105
Taos	262 (84.79%)	33 (10.68%)	14 (4.53%)	309
Total Students				2,865

SOURCE: 2022-2023 Native language proficiency data as reported by districts

Note: Where the number of students in individual cells was too small to report, * was reported to comply with Family Educational Rights and Privacy Act, commonly referred as FERPA.

Appendix C—BMEPs by District, School, Grade Level, Language, and Program Model SY 2022–2023

The BMEP models are listed as abbreviations in this chart: DL is for Dual Language Immersion; M for Maintenance; H for Heritage Language; E for Enrichment; and T is for Transitional.

District/State Charter	Grade	Language	DL	M	H	E	T
Albuquerque			50	0	39	1	2
Adobe Acres Elementary School	K-5th	Spanish	1				
Alamosa Elementary School	K-5th	Spanish	1		1		
Albuquerque High School	9th-12th	Spanish	1		1		
Alvarado Elementary School	K-5th	Spanish	1				
Armijo Elementary School	K-5th	Spanish	1				
Atrisco Elementary School	K-5th	Spanish	1				
Atrisco Heritage High School	9th-12th	Navajo, Spanish	1		1		

District/State Charter	Grade	Language	DL	M	H	E	T
Barcelona Elementary School	K-5th	Spanish	1		1		
Career Enrichment Center & Early College High	9th-12th	Navajo, Zuni			1		
Carlos Rey Elementary School	K-5th	Spanish	1		1		
Christine Duncan Heritage Academy Charter School	K-8th	Spanish	1				
Cien Aguas International School	K-8th	Spanish	1				
Cleveland Middle School	6-8th	Navajo			1		
Coronado Elementary School	K-5th	Spanish	1				
Corrales International School	K-10th	Spanish	1			1	1
Del Norte High School	9th-12th	Navajo, Spanish, Zuni			1		
Dolores Gonzales Elementary School	K-5th	Spanish	1				
East San Jose Elementary School	K-5th	Spanish	1				
Ecademy	K-1 st	Spanish	1				
Edward Gonzales Elementary School	K-5th	Spanish	1				
Emerson Elementary School	K-5th	Spanish	1				
Ernie Pyle Middle School	6th-8th	Spanish	1		1		
Eugene Field Elementary School	K-5th	Spanish	1				
George I. Sanchez Charter	K-5th	Spanish	1		1		
Harrison Middle School	6th-8th	Spanish	1		1		
Hawthorne Elementary School	K-5th	Spanish	1				
Hayes Middle School	6th-8th	Spanish	1				
Helen Cordero Primary School	K-2nd	Spanish	1				
Highland High School	9th-12th	Spanish	1		1		
Hodgin Elementary School	K-5 th	Zuni			1		
Jefferson Middle School	6th-8th	Spanish			1		
Jimmy Carter Middle School	6th-8th	Navajo, Spanish			1		
John Adams Middle School	6th-8th	Spanish			1		
Kit Carson Elementary School	K-5th	Spanish	1				
La Mesa Elementary School	K-5th	Navajo, Spanish	1		1		
Lavaland Elementary School	K-5th	Spanish			1		
Longfellow Elementary School	K-5th	Spanish	1		1		
Los Padillas Elementary School	K-5th	Spanish	1				
Los Ranchos Elementary School	K-5th	Spanish			1		
Lowell Elementary School	K-5th	Spanish	1				
Manzano High School	9th-12th	Spanish			1		
Mark Armijo Academy	9 th -12th	Spanish					1
Mary Ann Binford Elementary School	K-5th	Spanish	1		1		
McKinley Middle	6-8th	Navajo			1		
Montezuma Elementary School	K-5th	Spanish	1				
Mountain View Elementary School	K-5th	Spanish	1		1		
Native American Community Academy	6th-12th	Zuni, Tiwa, Navajo, Keres, Lakota			1		
Navajo Elementary School	K-5th	Spanish	1				
New Mexico International School	K-5 th	Spanish	1		1		
Painted Sky Elementary School	K-5th	Spanish	1		1		

District/State Charter	Grade	Language	DL	M	H	E	T
Pajarito Elementary School	K-6th	Spanish	1				
Polk Middle School	6th-8th	Spanish	1		1		
Reginald Chavez Elementary School	K-5th	Spanish			1		
Rio Grande High School	9th-12th	Spanish	1		1		
Robert F. Kennedy Charter	9th-12th	Spanish			1		
Rudolfo Anaya Elementary School	K-5th	Spanish	1				
South Valley Academy	6th-8th	Spanish			1		
Susie Rayos Marmon Elementary School	K-5th	Spanish	1				
Taft Middle School	6th-8th	Spanish			1		
Tres Volcanes Community School	K-5th	Navajo			1		
Truman Middle School	6th-8th	Spanish	1		1		
Valle Vista Elementary School	K-5th	Spanish	1				
Valley High School	9th-12th	Spanish	1		1		
Van Buren Middle School	6th-8th	Spanish	1		1		
Washington Middle School	6th-8th	Spanish	1				
West Mesa High School	9th-12th	Spanish	1		1		
Wherry Elementary School	K-5th	Spanish	1				
Wilson Middle School	6th-8th	Spanish, Zuni			1		
Zia Elementary School	K-5th	Spanish	1				
Artesia			0	0	0	9	9
Artesia High School	10th-12th	Spanish				1	1
Artesia Park Junior High School	8th-9th	Spanish				1	1
Artesia Zia Intermediate School	6th-7th	Spanish				1	1
Central Elementary School	1st-5th	Spanish				1	1
Grand Heights Early Childhood Center	K	Spanish				1	1
Hermosa Elementary School	1st-5th	Spanish				1	1
Roselawn Elementary School	1st-5th	Spanish				1	1
Yeso Elementary School	1st-5th	Spanish				1	1
Yucca Elementary School	1st-5th	Spanish				1	1
Belen			0	3	0	0	5
Belen High School	9th-12th	Spanish					1
Belen Middle School	7th-8th	Spanish					1
Central Elementary School	4th-6th	Spanish					1
Dennis Chavez Elementary School	K-6th	Spanish					1
Gil Sanchez Elementary	K-6 th	Spanish					1
La Merced Elementary School	K-6th	Spanish		1			
La Promesa Elementary School	K-6th	Spanish		1			
Rio Grande Elementary School	K-6th	Spanish		1			
Bernalillo			5	0	9	0	0
Algodones Elementary School	K-5th	Keres			1		
Bernalillo Elementary School	3rd-5th	Spanish, Keres	1		1		
Bernalillo High School	9th-12th	Spanish, Keres	1		1		
Bernalillo Middle School	6th-8th	Spanish, Keres	1		1		
Cochiti Elementary School	1st-5th	Spanish, Keres	1		1		

District/State Charter	Grade	Language	DL	M	H	E	T
Cochiti Middle School	6th-8th	Keres			1		
Santo Domingo Elementary School	K-5th	Keres			1		
Santo Domingo Middle School	6th-8th	Keres			1		
W. D. Carroll Elementary School	K-2nd	Spanish, Keres	1		1		
Bloomfield			0	0	6	6	0
Blanco Elementary School	K-6th	Spanish			1	1	
Bloomfield Early Childhood Center	K	Spanish			1	1	
Bloomfield High School	9th-12th	Spanish, Navajo			1	1	
Central Primary School	1st-3rd	Spanish, Navajo			1	1	
Mesa Alta Junior High School	7th-8th	Spanish, Navajo			1	1	
Naaba Ani Elementary School	4th-6th	Spanish, Navajo			1	1	
Carlsbad			0	0	0	0	9
Carlsbad High School	9th-12th	Spanish					1
Carlsbad Intermediate School	6th-8th	Spanish					1
Carlsbad Sixth Grade Academy at Alta Vista Middle School	6th	Spanish					1
Cottonwood Elementary School	1st-5th	Spanish					1
Desert Willow Elementary School	1st-5th	Spanish					1
Early Childhood Education Center	K	Spanish					1
Monterrey Elementary School	1st-5th	Spanish					1
Ocotillo Elementary School	1st-5th	Spanish					1
Sunset Elementary School	1st-5th	Spanish					1
Central			3	0	16	15	0
Career Prep High School	9th-12 th	Navajo			1	1	
Dream Dine	K-5th	Navajo	1		1		
Eva B. Stokely Elementary School	4th-6th	Navajo	1		1	1	
Judy Nelson Elementary School	K-5th	Navajo			1	1	
Kirtland Central High School	9-12 th	Navajo			1	1	
Kirtland Elementary School	1st-6th	Spanish/Navajo			1	1	
Kirtland Middle School	7th-8th	Navajo			1	1	
Mesa Elementary School	K-5th	Navajo			1	1	
Naschitti Elementary School	K-5th	Navajo	1		1	1	
Newcomb Elementary School	K-5th	Navajo			1	1	
Newcomb High School	9th-12th	Navajo			1	1	
Newcomb Middle School	6th-8th	Navajo			1	1	
Nizhoni Elementary School	K-5th	Navajo			1	1	
Ojo Amarillo Elementary School	K-5th	Navajo			1	1	
Shiprock High School	9th-12th	Navajo			1	1	
Tse' Bit' Ai Middle School	6th-8th	Navajo			1	1	
Chama			0	0	4	4	0
Chama Elementary School	K-5th	Spanish			1	1	
Chama Middle School	6th-8th	Spanish			1	1	
Escalante Middle/High School	7th-8th	Spanish			1	1	
Tierra Amarilla Elementary School	K-6th	Spanish			1	1	
Clovis			2	0	3	0	0

District/State Charter	Grade	Language	DL	M	H	E	T
Clovis High School	9th-12th	Spanish			1		
Clovis High School Freshman Academy	9th	Spanish			1		
La Casita Elementary School	K-5th	Spanish	1				
Lockwood Elementary School	K-5th	Spanish	1				
Marshall Middle School	6th-8th	Spanish			1		
Cobre			0	0	6	0	0
Bayard Elementary School	K-6th	Spanish			1		
Central Elementary School	K-6th	Spanish			1		
Cobre High School	9th-12th	Spanish			1		
Hurley Elementary School	K-6th	Spanish			1		
San Lorenzo Elementary School	K-6th	Spanish			1		
Snell Middle School	7th-8th	Spanish			1		
Cuba			0	0	3	0	0
Cuba Elementary School	K-5th	Navajo, Spanish			1		
Cuba High School	9th-12th	Navajo, Spanish			1		
Cuba Middle School	7th-8th	Navajo, Spanish			1		
Deming			6	0	1	0	0
Bataan Elementary School	K-5th	Spanish	1				
Bell Elementary School	K-5th	Spanish			1		
Columbus Elementary School	K-6 th	Spanish	1				
Deming High School	9th-12th	Spanish	1				
Deming Intermediate School	6th	Spanish	1				
Red Mountain Middle School	7th-8th	Spanish	1				
Ruben S. Torres Elementary School	K-5th	Spanish	1				
Dexter			0	0	3	0	0
Dexter Elementary School	K-5th	Spanish			1		
Dexter High School	9-12th	Spanish			1		
Dexter Middle School	6th-8th	Spanish			1		
Dulce			0	0	1	0	0
Dulce Elementary School	K-5th	Jicarilla			1		
Española			1	0	13	0	0
Abiquiu Elementary School	K-6th	Spanish			1		
Alcalde Elementary School	K-6th	Spanish			1		
Carlos Vigil Middle School	7th-8th	Spanish, Tewa			1		
Chimayo Elementary School	K-6th	Spanish			1		
Dixon Elementary School	K-6th	Spanish			1		
Española Valley High School	9th-12th	Spanish, Tewa			1		
Eutimio Tim Salazar III Elementary School	K-6th	Spanish	1		1		
Hernandez Elementary	K-6 th	Spanish			1		
James Rodriguez Elementary School	1st-6th	Spanish			1		
Los Niños Kindergarten	K-K	Spanish			1		
San Juan Elementary School	K-6th	Spanish, Tewa			1		
Tony E. Quintana Elementary School	K-6th	Spanish			1		
Velarde Elementary School	K-6th	Spanish			1		

District/State Charter	Grade	Language	DL	M	H	E	T
Eunice			0	0	0	0	3
Caton Middle School	6th-8th	Spanish					1
Eunice High School	9th-12th	Spanish					1
Mettie Jordan Elementary School	K-5th	Spanish					1
Farmington			2	0	12	0	0
Animas Elementary School	K-5th	Spanish, Navajo			1		
Apache Elementary School	K-5th	Navajo	1		1		
Bluffview Elementary School	K-5th	Spanish, Navajo			1		
Country Club Elementary School	K-5th	Spanish			1		
Esperanza Elementary School	K-5th	Spanish, Navajo			1		
Farmington High School	9th-12th	Spanish, Navajo			1		
Heights Middle School	6th-8th	Navajo			1		
Hermosa Middle School	6th-8th	Spanish, Navajo			1		
McCormick Elementary School	K-5th	Spanish, Navajo	1		1		
Mesa View Middle School	6th-8th	Spanish, Navajo			1		
Piedra Vista High School	9th-12th	Spanish, Navajo			1		
Tibbetts Middle School	6th-8th	Spanish, Navajo			1		
Floyd			0	1	0	0	2
Floyd Elementary School	K-4th	Spanish					1
Floyd High School	9th-12th	Spanish		1			
Floyd Middle School	5th-8th	Spanish					1
Gadsden			12	0	2	0	14
Anthony Elementary School	K-6th	Spanish					1
Berino Elementary School	K-6th	Spanish	1				
Chaparral Elementary School	K-6th	Spanish	1				
Chaparral High School	9th-12th	Spanish					1
Chaparral Middle School	7th-8th	Spanish					1
Desert Trail Elementary School	K-6th	Spanish	1				
Desert View Elementary School	K-6th	Spanish					1
Gadsden Elementary School	K-6th	Spanish					1
Gadsden High School	9th-12th	Spanish	1		1		1
Gadsden Middle School	7th-8th	Spanish	1		1		1
La Union Elementary School	K-6th	Spanish					1
Loma Linda Elementary School	K-6th	Spanish	1				1
Mesquite Elementary School	K-6th	Spanish	1				
North Valley Elementary School	K-6th	Spanish	1				
Riverside Elementary School	K-6th	Spanish	1				
Santa Teresa Elementary School	K-6th	Spanish					1
Santa Teresa High School	9th-12th	Spanish					1
Santa Teresa Middle School	7th-8th	Spanish					1
Sunland Park Elementary School	K-6th	Spanish					1
Sunrise Elementary School	K-6th	Spanish	1				1
Vado Elementary School	K-6th	Spanish	1				
Yucca Heights Elementary School	K-6th	Spanish	1				

District/State Charter	Grade	Language	DL	M	H	E	T
Gallup			0	0	32	0	0
Catherine A. Miller Elementary School	K-2nd	Navajo			1		
Chee Dodge Elementary School	K-5th	Navajo			1		
Chief Manuelito Middle School	6th-8th	Navajo			1		
Crownpoint Elementary School	K-5 th	Navajo			1		
Crownpoint High School	9th-12th	Navajo			1		
Crownpoint Middle School	6th-8th	Navajo			1		
David Skeet Elementary	K-5 th	Navajo			1		
Del Norte Elementary	K-5th	Navajo			1		
Gallup Central High	10-12 th	Navajo			1		
Gallup High School	9th-12th	Navajo			1		
Gallup Middle School	7th-8th	Navajo			1		
Indian Hills Elementary	K-5 th	Navajo			1		
Jefferson Elementary School	K-5 th	Navajo			1		
John F. Kennedy Middle School	6th-8th	Navajo			1		
Lincoln Elementary School	K-5th	Navajo, Spanish			1		
Miyamura High School	9th-12th	Navajo			1		
Navajo Elementary School	K-5th	Navajo			1		
Navajo Middle School	6th-8th	Navajo			1		
Navajo Pine High School	9th-12th	Navajo			1		
Ramah Elementary School	K-5th	Navajo, Zuni			1		
Ramah High School	9th-12th	Navajo, Zuni			1		
Red Rock Elementary School	K-5 th	Navajo			1		
Stagecoach Elementary School	K-5th	Navajo			1		
Thoreau Elementary School	K-5th	Navajo			1		
Thoreau High School	9th-12th	Navajo			1		
Thoreau Middle School	6th-8th	Navajo			1		
Tobe Turpen Elementary School	K-5th	Navajo			1		
Tohatchi Elementary School	K-5th	Navajo			1		
Tohatchi High School	9th-12th	Navajo			1		
Tohatchi Middle School	6th-8th	Navajo			1		
Tse Yi Gai High School	9th-12th	Navajo			1		
Twin Lakes Elementary School	K-5th	Navajo			1		
Hagerman			0	0	0	0	3
Hagerman Elementary School	K-5th	Spanish					1
Hagerman High School	9th-12th	Spanish					1
Hagerman Middle School	6th-8th	Spanish					1
Hatch			4	0	1	0	0
Garfield Elementary School	K-5th	Spanish	1				
Hatch Valley Elementary School	K-2nd	Spanish			1		
Hatch Valley High School	9th-12th	Spanish	1				
Hatch Valley Middle School	7th-8th	Spanish	1				
Rio Grande Elementary School	3rd-5th	Spanish	1				
Hobbs			2	0	0	0	18

District/State Charter	Grade	Language	DL	M	H	E	T
Booker T. Washington Elementary School	K-2 nd	Spanish					1
Broadmoor Elementary School	K-5 th	Spanish					1
College Lane Elementary School	K-5 th	Spanish					1
Coronado Elementary School	K-5 th	Spanish					1
Edison Elementary School	K-5 th	Spanish					1
Heizer Middle School	6th-8th	Spanish					1
Highland Middle School	6th-8th	Spanish					1
Hobbs Freshman High School	9th	Spanish					1
Hobbs High School	10-12th	Spanish					1
Houston Middle School	6th-8th	Spanish					1
Jefferson Elementary School	K-5 th	Spanish	1				1
Mills Elementary School	K-5 th	Spanish					1
Murray Elementary School	K-5 th	Spanish					1
Sanger Elementary School	K-5 th	Spanish					1
Southern Heights Elementary School	K-5 th	Spanish	1				1
Stone Elementary School	K-5 th	Spanish					1
Taylor Elementary School	K-5 th	Spanish					1
Will Rogers Elementary School	K-5 th	Spanish					1
Jemez Mountain			0	0	0	0	1
Lybrook Elementary/Middle School	K-8th	Navajo					1
Jemez Valley			0	0	1	0	0
San Diego Riverside Charter School	K-8th	Towa			1		
Las Cruces			20	16	9	0	0
Alameda Elementary School	K-5 th	Spanish	1				
Booker T. Washington Elementary School	K-5 th	Spanish	1				
Camino Real Middle School	6th-8th	Spanish		1	1		
Centennial High School	9th-12th	Spanish		1	1		
Central Elementary School	K-5 th	Spanish	1				
Cesar Chavez Elementary School	K-5 th	Spanish	1				
Columbia Elementary School	K-5 th	Spanish	1				
Conlee Elementary School	K-5 th	Spanish	1				
Desert Hills Elementary School	K-5 th	Spanish		1			
Doña Ana Elementary School	K-5 th	Spanish	1				
East Picacho Elementary School	K-5 th	Spanish	1				
Fairacres Elementary School	K-5 th	Spanish		1			
Hermosa Heights Elementary School	K-5 th	Spanish	1				
Highland Elementary School	K-5 th	Spanish	1				
Hillrise Elementary School	K-5 th	Spanish		1			
Jornada Elementary School	K-5 th	Spanish	1				
Las Cruces High School	9th-12th	Spanish		1	1		
Loma Heights Elementary School	K-5 th	Spanish	1				
Lynn Middle School	6th-8th	Spanish		1	1		
Mac Arthur Elementary School	K-5 th	Spanish	1				
Mayfield High School	9th-12th	Spanish		1	1		

District/State Charter	Grade	Language	DL	M	H	E	T
Mesa Middle School	6th-8th	Spanish	1	1			
Mesilla Elementary	K-5th	Spanish		1			
Mesilla Park Elementary School	K-5th	Spanish	1				
Monte Vista Elementary School	K-5th	Spanish		1			
Organ Mountain High School	9th-12th	Spanish		1	1		
Picacho Middle School	6th-8th	Spanish		1	1		
Sierra Middle School	6th-8th	Spanish		1	1		
Sonoma Elementary School	K-5th	Spanish	1				
Sunrise Elementary School	K-5th	Spanish	1				
Tombaugh Elementary School	K-5th	Spanish	1				
University Hills Elementary School	K-5th	Spanish		1			
Valley View Elementary	K-5 th	Spanish	1				
Vista Middle School	6th-8th	Spanish		1	1		
Zia Middle School	6th-8th	Spanish	1				
Las Vegas City			1	0	5	0	0
7 th and 8 th Grade Academy	7th-8th	Spanish			1		
Los Ninos Elementary School	K-5th	Spanish	1		1		
Mike Mateo Serna Elementary School	K-5th	Spanish			1		
Robertson High School	9th-12th	Spanish			1		
Sierra Vista Elementary School	1st-5th	Spanish			1		
Lake Arthur			0	1	0	0	0
Lake Arthur Elementary School	K-5	Spanish		1			
Los Lunas			0	0	0	0	1
Tome Elementary School	K-3	Spanish					1
Loving			0	0	3	0	0
Loving Elementary School	K-5th	Spanish			1		
Loving High School	9th-12th	Spanish			1		
Loving Middle School	6th-8th	Spanish			1		
Lovington			5	0	0	0	5
Ben Alexander Elementary School	K-6th	Spanish	1				
Jefferson Elementary School	3rd	Spanish	1				
Lea Elementary School	1st	Spanish	1				
Llano Elementary School	K	Spanish	1				
Lovington Freshman Academy	9th	Spanish					1
Lovington High School	10th-12th	Spanish					1
New Hope Alternative High	9 th -12th	Spanish					1
Sixth Grade Academy	6th	Spanish					1
Taylor Middle School	7th-8th	Spanish					1
Yarbro Elementary School	4th-5th	Spanish	1				
Mesa Vista			0	0	4	0	0
El Rito Elementary School	K-3rd	Spanish			1		
Mesa Vista High School	9th-12th	Spanish			1		
Mesa Vista Middle School	7th-8th	Spanish			1		
Ojo Caliente Elementary School	4th-6th	Spanish			1		

District/State Charter	Grade	Language	DL	M	H	E	T
Mora			0	0	3	0	0
Holman Elementary School	K	Spanish			1		
Lazaro Larry Garcia Middle School	7th-8th	Spanish			1		
Mora Elementary School	1st-6th	Spanish			1		
Moriarty-Edgewood			0	1	0	0	0
Moriarty Elementary School	K-5 th	Spanish		1			
Pecos			0	0	3	0	0
Pecos Elementary School	K-5th	Spanish			1		
Pecos High School	9th-12th	Spanish			1		
Pecos Middle School	6th-8th	Spanish			1		
Peñasco			0	0	3	0	0
Peñasco Elementary School	K-5th	Spanish, Tiwa			1		
Peñasco High School	9th-12th	Spanish, Tiwa			1		
Peñasco Middle School	6th-8th	Spanish, Tiwa			1		
Pojoaque			0	0	5	5	0
Pablo Roybal Elementary School	K-3rd	Spanish, Tewa			1	1	
Pojoaque High School	9th-12th	Spanish, Tewa			1	1	
Pojoaque Intermediate School	4th-5th	Spanish, Tewa			1	1	
Pojoaque Middle School	7th-8th	Spanish, Tewa			1	1	
Sixth Grade Academy	6th	Spanish, Tewa			1	1	
Portales			4	0	0	0	2
Brown Early Childhood Center	K	Spanish	1				
James Elementary School	1st-2nd	Spanish	1				
Lindsey Steiner Elementary School	5th-6th	Spanish	1				
Portales High School	9th-12th	Spanish					1
Portales Junior High School	7th-8th	Spanish					1
Valencia Elementary School	3rd-4th	Spanish	1				
Questa			0	0	4	0	0
Alta Vista Elementary School	K-3rd	Spanish			1		
Alta Vista Intermediate School	4th-6th	Spanish			1		
Questa High School	9th-12th	Spanish			1		
Questa Junior High School	7th-8th	Spanish			1		
Rio Rancho			2	0	4	3	0
Eagle Ridge Middle School	6th-8th	Spanish			1	1	
Maggie Cordova Elementary	K-5th	Spanish	1		1		
Puesta del Sol Elementary School	K-5th	Spanish	1				
Rio Rancho High School	9th-12th	Spanish			1	1	
V. Sue Cleveland High School	9th-12th	Spanish			1	1	
Roswell			0	7	0	1	1
East Grand Plains Elementary School	K-5 th	Spanish		1			
Goddard High School	9-12 th	Spanish		1			
Mesa Middle School	6th-8th	Spanish		1		1	
Missouri Avenue Elementary School	K-2 nd	Spanish					1
Nancy Lopez Elementary School	K-2nd	Spanish		1			

District/State Charter	Grade	Language	DL	M	H	E	T
Pecos Elementary School	K-5th	Spanish		1			
Sierra Middle School	6th-8th	Spanish		1			
Sunset Elementary School	K-2nd	Spanish		1			
Ruidoso			2	1	1	0	1
Ruidoso High School	9 th -12 th	Spanish		1			
Ruidoso Middle School	6 th -8 th	Spanish			1		1
Sierra Vista Primary	1 st -2 nd	Spanish	1				
White Mountain Elementary School	3 rd -5 th	Spanish	1				
Santa Fe			6	0	8	1	0
Capital High School	9 th -12 th	Spanish			1		
Cesar Chavez Elementary School	K-5 th	Spanish	1				
Edward Ortiz Middle School	6 th -8 th	Spanish			1		
El Camino Real Academy Community	K-8 th	Spanish	1		1		
Kearny Elementary School	K-6th	Spanish	1		1		
Milagro Middle School	7th-8th	Spanish			1	1	
R.M. Sweeney Elementary School	K-5th	Spanish	1				
Ramirez Thomas Elementary School	K-2nd	Spanish			1		
Salazar Elementary School	K-6th	Spanish	1		1		
Santa Fe High School	9th-12th	Spanish	1		1		
Santa Rosa			0	0	5	0	0
Anton Chico Middle School	6th-8th	Spanish			1		
Rita M. Marquez Elementary School	K-5th	Spanish			1		
Santa Rosa Elementary School	K-5th	Spanish			1		
Santa Rosa High School	9th-12th	Spanish			1		
Santa Rosa Middle School	6th-8th	Spanish			1		
Socorro			0	0	1	0	0
Cottonwood Valley Charter School	K-8th	Spanish			1		
Taos			1	1	7	1	0
Anansi Charter School	K-5th	Spanish			1		
Arroyo Del Norte Elementary School	K-5th	Spanish			1		
Enos Garcia Elementary School	K-5th	Spanish, Tiwa	1		1		
Ranchos de Taos Elementary School	K-5th	Spanish			1		
Taos High School	9th-12th	Spanish			1		
Taos Middle School	6th-8th	Spanish, Tiwa		1	1	1	
Taos Municipal Charter School	K-8th	Spanish			1		
Truth or Consequences			0	1	0	0	1
Arrey Elementary School	K-5th	Spanish		1			
Truth or Consequences Middle School	6th-8th	Spanish					1
Wagon Mound			0	0	1	0	1
Wagon Mound Elementary School	K-6th	Spanish			1		
Wagon Mound High School	7th-12th	Spanish					1
West Las Vegas			0	0	8	0	0
Don Cecilio Elementary School	2-5th	Spanish			1		
Luis Armijo Elementary School	K-1st	Spanish			1		

District/State Charter	Grade	Language	DL	M	H	E	T
Tony Serna Elementary School	2nd-5th	Spanish			1		
Union Street Elementary School	2nd-5th	Spanish			1		
Valley Elementary School	K-5th	Spanish			1		
Valley Middle School	6th-8th	Spanish			1		
West Las Vegas High School	9th-12th	Spanish			1		
West Las Vegas Middle School	6th-8th	Spanish			1		
Zuni			0	0	4	0	0
Shiwi Ts'ana Elementary School	K-5th	Zuni			1		
Twin Buttes	9th-10th	Zuni			1		
Zuni High School	9th-12th	Zuni			1		
Zuni Middle School	6th-8th	Zuni			1		
State Charter Schools			7	1	7	2	1
Albuquerque Sign Language Academy	K-12 th	ASL	1				
Albuquerque Bilingual Academy	K-8th	Spanish	1				
La Academia Dolores Huerta	6th-8th	Spanish	1				
Monte Del Sol Charter School	7th-12th	Spanish		1	1		
Pecos Cyber Academy	K-12 th	Spanish					1
Raices del Saber Xinachtli Community School	K-2 nd	Spanish	1				
Sandoval Academy of Bilingual Education	K-6th	Spanish	1				
School of Dreams Academy	K-8th	Spanish			1	1	
Six Directions Indigenous School	6 th -10th	Navajo, Zuni			1		
South Valley Prep	6th-8th	Spanish			1		
Taos International Charter School	K-8th	Spanish	1		1		
Taos Integrated School of the Arts	K-8 th	Spanish			1		
Tierra Adentro: The NM School of Academics, Art and Artesania	6th-12th	Spanish			1	1	
Tierra Encantada Charter School	K-6th	Spanish	1				
TOTAL BMEPs by Model			135	32	230	48	79

SOURCE: Self-Reported by districts in BMEP applications for SY 22-23 submitted to the LCD. Note: PreK does not generate Bilingual Multicultural Education units in the public-school funding formula.

Appendix D—Total BMEP Expenditures by Budget Entity

The SEG Bilingual Appropriation is based on the bilingual education cost differential in the funding formula generated by each budget entity. The Fund 11000 (General Fund) Budget shows how much each entity budgeted for bilingual program purposes and the actual how much was really spent. Entities reported all budget information within the Operating Budget Management System (OBMS). **Please note**, each of the four functions in the table below, which serve as sections of expenses under the budget (SEG). Function 1000 for Instruction; 2100 for Support Services provided for Students; 2200 for (additional) Support Services provided for Instruction; 2400 for Support Services provided for Administration. In the difference column, it is the budget minus the actual expenses. The bilingual program budget and actual expenditure only differ by 4%. This means the bilingual program was well executed from a financial point of view, and the SEG was utilized at 96%. Out of the four functions available for this funding, the majority of SEG bilingual funding went into Instruction at \$73 million dollars.

Budget Entity	11000 SEG Budget (Plan)	1000 & 2200: Instruction	2100: Students	2400: Admin	Actuals (Reality)	1000 & 2200: Instruction	2100: Students	2400: Admin	Difference (Budget – Actuals)
Albuquerque Public Schools	\$11,308,908.00	\$10,646,634.00	\$297,601.00	\$364,673.00	\$10,728,748.16	\$10,414,933.38	\$-	\$313,814.78	\$580,159.84
Albuquerque Public Schools District Authorized Charters									
Christine Duncan Heritage Academy	\$1,325,739.00	\$1,325,739.00	\$-	\$-	\$1,322,875.83	\$1,322,875.83	\$-	\$-	\$2,863.17
Cien Aguas International School	\$1,871,800.00	\$1,871,800.00	\$-	\$-	\$1,741,789.24	\$1,741,789.24	\$-	\$-	\$130,010.76
Mark Armijo Academy	\$-	\$-	\$-	\$-	\$1,039.63	\$1,039.63	\$-	\$-	\$(1,039.63)
Native American Community Academy	\$170,502.00	\$170,502.00	\$-	\$-	\$3,377.04	\$3,377.04	\$-	\$-	\$167,124.96
NM International School	\$434,600.00	\$434,600.00	\$-	\$-	\$865,206.82	\$838,437.71	\$26,769.11	\$-	\$(430,606.82)
Robert F Kennedy Charter	\$-	\$-	\$-	\$-	\$-	\$-	\$-	\$-	\$-
South Valley Academy	\$321,800.00	\$321,800.00	\$-	\$-	\$295,400.76	\$295,400.76	\$-	\$-	\$26,399.24
Artesia Public Schools	\$403,770.00	\$403,770.00	\$-	\$-	\$418,743.73	\$418,743.73	\$-	\$-	\$(14,973.73)
Belen Consolidated Schools	\$712,169.09	\$712,169.09	\$-	\$-	\$656,196.43	\$656,196.43	\$-	\$-	\$55,972.66
Bernalillo Public School	\$1,167,685.00	\$1,167,685.00	\$-	\$-	\$1,518,293.22	\$1,517,543.22	\$750.00	\$-	\$(350,608.22)
Bloomfield Schools	\$772,931.00	\$770,931.00	\$-	\$2,000.00	\$758,851.38	\$758,851.38	\$-	\$-	\$14,079.62
Carlsbad Municipal Schools	\$1,318,526.00	\$1,318,526.00	\$-	\$-	\$1,921,464.62	\$1,784,101.80	\$137,362.82	\$-	\$(602,938.62)
Central Consolidated Schools	\$1,693,176.00	\$1,693,176.00	\$-	\$-	\$1,587,569.57	\$1,587,569.57	\$-	\$-	\$105,606.43
Central Consolidated District Authorized Charter									
Dream Dine' Charter School	\$-	\$-	\$-	\$-	\$839.96	\$839.96	\$-	\$-	\$(839.96)
Chama Valley Independent School	\$150,629.00	\$150,629.00	\$-	\$-	\$193,159.28	\$193,159.28	\$-	\$-	\$(42,530.28)
Clovis Municipal Schools	\$2,172,563.00	\$2,172,563.00	\$-	\$-	\$2,167,992.69	\$2,167,992.69	\$-	\$-	\$4,570.31
Cobre Consolidate Schools	\$495,500.00	\$495,500.00	\$-	\$-	\$349,667.84	\$349,667.84	\$-	\$-	\$145,832.16
Corrales International School	\$304,800.00	\$304,800.00	\$-	\$-	\$301,331.82	\$301,331.82	\$-	\$-	\$3,468.18
Cuba Independent Schools	\$278,132.00	\$278,132.00	\$-	\$-	\$379,786.56	\$379,786.56	\$-	\$-	\$(101,654.56)
Deming Public Schools	\$1,967,155.00	\$1,967,155.00	\$-	\$-	\$1,855,958.51	\$1,855,958.51	\$-	\$-	\$111,196.49
Dexter Consolidated School District	\$494,960.00	\$494,960.00	\$-	\$-	\$458,048.24	\$458,048.24	\$-	\$-	\$36,911.76

Budget Entity	11000 SEG Budget (Plan)	1000 & 2200: Instruction	2100: Students	2400: Admin	Actuals (Reality)	1000 & 2200: Instruction	2100: Students	2400: Admin	Difference (Budget – Actuals)
Dulce Independent Schools	\$150,171.00	\$150,171.00	\$-	\$-	\$205,215.19	\$205,215.19	\$-	\$-	\$(55,044.19)
Espanola Public School District	\$1,603,893.00	\$1,603,893.00	\$-	\$-	\$1,655,131.09	\$1,655,131.09	\$-	\$-	\$(51,238.09)
Eunice Public Schools	\$211,740.00	\$211,740.00	\$-	\$-	\$197,675.50	\$197,675.50	\$-	\$-	\$14,064.50
Farmington Municipal Schools	\$7,315,510.00	\$7,315,510.00	\$-	\$-	\$2,292,056.65	\$2,292,056.65	\$-	\$-	\$5,023,453.35
Floyd Municipal School District	\$-	\$-	\$-	\$-	\$-	\$-	\$-	\$-	\$-
Gadsden Independent Schools	\$1,583,202.00	\$1,583,202.00	\$-	\$-	\$1,527,455.65	\$1,527,455.65	\$-	\$-	\$55,746.35
Gallup-McKinley County Schools	\$1,147,957.00	\$1,147,957.00	\$-	\$-	\$1,097,451.64	\$1,097,451.64	\$-	\$-	\$50,505.36
Hagerman Municipal Schools	\$183,267.00	\$183,267.00	\$-	\$-	\$177,016.94	\$177,016.94	\$-	\$-	\$6,250.06
Hatch Valley Municipal Schools	\$1,661,200.00	\$1,661,200.00	\$-	\$-	\$1,316,335.40	\$1,316,335.40	\$-	\$-	\$344,864.60
Hobbs Municipal Schools	\$1,138,891.00	\$1,138,891.00	\$-	\$-	\$1,120,461.68	\$1,120,461.68	\$-	\$-	\$18,429.32
Jemez Mountain School District	\$33,563.00	\$33,563.00	\$-	\$-	\$30,666.55	\$30,666.55	\$-	\$-	\$2,896.45
Jemez Valley District Authorized Charter									
San Diego Riverside School	\$-	\$-	\$-	\$-	\$191.81	\$191.81	\$-	\$-	\$(191.81)
Lake Arthur Municipal Schools	\$53,743.00	\$53,743.00	\$-	\$-	\$53,398.93	\$53,398.93	\$-	\$-	\$344.07
Las Cruces School District	\$14,145,731.00	\$14,145,731.00	\$-	\$-	\$15,266,154.22	\$15,266,154.22	\$-	\$-	\$(1,120,423.22)
Las Vegas City Schools	\$529,607.00	\$529,607.00	\$-	\$-	\$471,792.81	\$418,607.60	\$-	\$53,185.21	\$57,814.19
Los Lunas Consolidated Schools	\$169,223.00	\$169,223.00	\$-	\$-	\$179,163.17	\$179,163.17	\$-	\$-	\$(9,940.17)
Loving Municipal Schools	\$287,959.00	\$287,959.00	\$-	\$-	\$254,106.53	\$254,106.53	\$-	\$-	\$33,852.47
Lovington Municipal Schools	\$2,133,684.00	\$2,133,684.00	\$-	\$-	\$2,146,576.37	\$2,146,576.37	\$-	\$-	\$(12,892.37)
Mesa Vista Consolidated Schools	\$10,489.00	\$10,489.00	\$-	\$-	\$10,535.94	\$10,535.94	\$-	\$-	\$(46.94)
Mora Independent Schools	\$-	\$-	\$-	\$-	\$16,170.79	\$16,170.79	\$-	\$-	\$(16,170.79)
Moriarty Public Schools	\$181,751.42	\$181,751.42	\$-	\$-	\$133,426.80	\$133,426.80	\$-	\$-	\$48,324.62
Pecos Independent Schools	\$314,453.00	\$314,453.00	\$-	\$-	\$291,856.86	\$291,856.86	\$-	\$-	\$22,596.14
Peñasco Independent School	\$94,542.60	\$94,542.60	\$-	\$-	\$56,390.07	\$56,390.07	\$-	\$-	\$38,152.53
Pojoaque Valley Schools	\$511,924.00	\$508,924.00	\$-	\$3,000.00	\$506,279.22	\$501,950.87	\$-	\$4,328.35	\$5,644.78
Portales Municipal Schools	\$1,698,421.00	\$1,698,421.00	\$-	\$-	\$1,687,928.73	\$1,687,928.73	\$-	\$-	\$10,492.27
Questa Independent Schools	\$213,056.00	\$213,056.00	\$-	\$-	\$233,802.93	\$233,802.93	\$-	\$-	\$(20,746.93)
Rio Rancho Public Schools	\$20,000.00	\$20,000.00	\$-	\$-	\$31,553.94	\$31,553.94	\$-	\$-	\$(11,553.94)
Roswell Independent School District	\$1,577,886.00	\$1,577,886.00	\$-	\$-	\$1,387,670.15	\$1,387,670.15	\$-	\$-	\$190,215.85
Ruidoso Municipal Schools	\$1,188,162.00	\$1,188,162.00	\$-	\$-	\$873,748.63	\$873,748.63	\$-	\$-	\$314,413.37
Santa Fe Public Schools	\$5,198,285.00	\$5,198,285.00	\$-	\$-	\$7,158,510.94	\$7,158,510.94	\$-	\$-	\$(1,960,225.94)
Santa Rosa Consolidated Schools	\$375,426.00	\$375,426.00	\$-	\$-	\$396,509.66	\$396,509.66	\$-	\$-	\$(21,083.66)

Budget Entity	11000 SEG Budget (Plan)	1000 & 2200: Instruction	2100: Students	2400: Admin	Actuals (Reality)	1000 & 2200: Instruction	2100: Students	2400: Admin	Difference (Budget – Actuals)
Socorro District Authorized Charter									
Cottonwood Valley Charter	\$99,835.00	\$-	\$-	\$-	\$94,681.79	\$-	\$-	\$-	\$5,153.21
Taos Municipal Schools	\$266,890.00	\$266,890.00	\$-	\$-	\$261,862.08	\$261,862.08	\$-	\$-	\$5,027.92
Taos Municipal District Authorized Charters									
Anansi Charter School	\$82,773.00	\$82,773.00	\$-	\$-	\$127,463.95	\$127,463.95	\$-	\$-	\$(44,690.95)
Taos Municipal Charter	\$159,534.00	\$159,534.00	\$-	\$-	\$63,543.99	\$63,543.99	\$-	\$-	\$95,990.01
T or C Municipal Schools	\$92,325.00	\$92,325.00	\$-	\$-	\$77,670.56	\$77,670.56	\$-	\$-	\$14,654.44
Wagon Mound Public Schools	\$79,164.96	\$79,164.96	\$-	\$-	\$70,174.58	\$70,174.58	\$-	\$-	\$8,990.38
West Las Vegas School District	\$1,005,084.00	\$1,005,084.00	\$-	\$-	\$1,470,653.81	\$1,470,653.81	\$-	\$-	\$(465,569.81)
Zuni Public School District	\$1,416,653.00	\$1,416,653.00	\$-	\$-	\$603,871.40	\$603,871.40	\$-	\$-	\$812,781.60
State Authorized Charters									
Albuquerque Bilingual Academy	\$792,484.00	\$792,484.00	\$-	\$-	\$945,143.31	\$945,143.31	\$-	\$-	\$(152,659.31)
ASLA	\$162,223.44	\$-	\$-	\$-	\$162,223.44	\$-	\$-	\$-	\$-
La Academia Dolores Huerta	\$4,000.00	\$4,000.00	\$-	\$-	\$6,702.25	\$6,702.25	\$-	\$-	\$(2,702.25)
Monte del Sol Charter School	\$222,660.00	\$222,660.00	\$-	\$-	\$236,293.48	\$236,293.48	\$-	\$-	\$(13,633.48)
Pecos Cyber Academy	\$280,400.00	\$280,400.00	\$-	\$-	\$296,325.61	\$290,123.98	\$6,201.63	\$-	\$(15,925.61)
Raices Del Saber Xinachtli Comm School	\$44,939.00	\$35,000.00	\$7,500.00	\$2,439.00	\$35,031.43	\$35,031.43	\$-	\$-	\$9,907.57
Sandoval Academy of Bilingual Education	\$31,500.00	\$31,500.00	\$-	\$-	\$44,471.33	\$44,471.33	\$-	\$-	\$(12,971.33)
School of Dreams Academy	\$207,975.00	\$207,975.00	\$-	\$-	\$173,502.60	\$173,502.60	\$-	\$-	\$34,472.40
Six Directions Indigenous School	\$54,146.00	\$54,146.00	\$-	\$-	\$45,308.59	\$45,308.59	\$-	\$-	\$8,837.41
South Valley Preparatory School	\$-	\$-	\$-	\$-	\$-	\$-	\$-	\$-	\$-
Taos Integrated School of the Arts	\$99,359.00	\$99,359.00	\$-	\$-	\$38,481.36	\$38,481.36	\$-	\$-	\$60,877.64
Taos International School	\$231,916.00	\$231,916.00	\$-	\$-	\$221,346.32	\$221,346.32	\$-	\$-	\$10,569.68
Tierra Adentro of New Mexico	\$233,985.00	\$233,985.00	\$-	\$-	\$212,783.94	\$212,783.94	\$-	\$-	\$21,201.06
Tierra Encantada Charter School	\$386,013.00	\$386,013.00	\$-	\$-	\$384,932.91	\$384,932.91	\$-	\$-	\$1,080.09
Total Amounts:	\$76,794,883.07	\$76,494,096.96	\$305,101.00	\$372,112.00	\$73,621,139.62	\$73,236,043.49	\$171,083.56	\$371,328.34	\$3,392,854.57

The following table shows the Operational breakdown provided by districts/ charters for what was budgeted under the Instructional (Function 1000) portion, and the Support Services for Instruction (Function 2200) to support the Bilingual Multicultural Education Programs, and what was expended, along with the differences.

Budget Entity	Fund List	Function List	Object List	Program List	Job Class List	Budget (Plan)	Actuals (Reality)	Differences
Alamogordo Public Schools	11000 - Operational	1000 - Instruction	51200 - Overtime Expense	4010 - Bilingual Education Programs	1711 - Instructional Assistants - Grades 1-12	\$100.00	\$0.00	\$100.00
						\$100.00	\$0.00	\$100.00
Albuquerque Bilingual Academy	11000 - Operational	1000 - Instruction	51100 - Salaries Expense	4010 - Bilingual Education Programs	1411 - Teachers-Grades 1-12	\$0.00	\$2,500.00	-\$2,500.00
					1413 - Teachers-Early Childhood Ed	\$0.00	\$62,290.14	-\$62,290.14
					1416 - Teachers-Other Instruction	\$554,203.00	\$591,083.57	-\$36,880.57
			51300 - Additional Compensation	4010 - Bilingual Education Programs	1411 - Teachers-Grades 1-12	\$0.00	\$12,500.00	-\$12,500.00
					1416 - Teachers-Other Instruction	\$42,000.00	\$47,462.37	-\$5,462.37
			52111 - Educational Retirement	4010 - Bilingual Education Programs	1411 - Teachers-Grades 1-12	\$0.00	\$2,572.51	-\$2,572.51
					1413 - Teachers-Early Childhood Ed	\$0.00	\$10,682.74	-\$10,682.74
					1416 - Teachers-Other Instruction	\$102,249.00	\$109,511.15	-\$7,262.15
			52112 - ERA - Retiree Health	4010 - Bilingual Education Programs	1411 - Teachers-Grades 1-12	\$0.00	\$300.06	-\$300.06
					1413 - Teachers-Early Childhood Ed	\$0.00	\$1,245.78	-\$1,245.78
					1416 - Teachers-Other Instruction	\$11,925.00	\$12,771.55	-\$846.55
			52210 - FICA Payments	4010 - Bilingual Education Programs	1411 - Teachers-Grades 1-12	\$0.00	\$889.62	-\$889.62
					1413 - Teachers-Early Childhood Ed	\$0.00	\$3,660.26	-\$3,660.26
					1416 - Teachers-Other Instruction	\$36,965.00	\$38,473.35	-\$1,508.35
			52220 - Medicare Payments	4010 - Bilingual Education Programs	1411 - Teachers-Grades 1-12	\$0.00	\$207.86	-\$207.86
					1413 - Teachers-Early Childhood Ed	\$0.00	\$855.97	-\$855.97
					1416 - Teachers-Other Instruction	\$8,645.00	\$8,998.18	-\$353.18
			52311 - Health and Medical Premiums	4010 - Bilingual Education Programs	1411 - Teachers-Grades 1-12	\$0.00	\$891.54	-\$891.54
					1413 - Teachers-Early Childhood Ed	\$0.00	\$3,862.62	-\$3,862.62
					1416 - Teachers-Other Instruction	\$24,000.00	\$27,772.47	-\$3,772.47
			52312 - Life	4010 - Bilingual Education Programs	1413 - Teachers-Early Childhood Ed	\$0.00	\$53.76	-\$53.76
					1416 - Teachers-Other Instruction	\$523.00	\$429.04	\$93.96
			52313 - Dental	4010 - Bilingual Education Programs	1411 - Teachers-Grades 1-12	\$0.00	\$71.30	-\$71.30
					1416 - Teachers-Other Instruction	\$2,250.00	\$1,211.30	\$1,038.70
			52314 - Vision	4010 - Bilingual Education Programs	1411 - Teachers-Grades 1-12	\$0.00	\$10.70	-\$10.70
					1416 - Teachers-Other Instruction	\$330.00	\$199.99	\$130.01
			52315 - Disability	4010 - Bilingual Education Programs	1411 - Teachers-Grades 1-12	\$0.00	\$7.83	-\$7.83
					1413 - Teachers-Early Childhood Ed	\$0.00	\$201.63	-\$201.63

Budget Entity	Fund List	Function List	Object List	Program List	Job Class List	Budget (Plan)	Actuals (Reality)	Differences			
					1416 - Teachers-Other Instruction	\$442.00	\$932.08	-\$490.08			
			52500 - Unemployment Compensation	4010 - Bilingual Education Programs	1411 - Teachers-Grades 1-12	\$0.00	\$20.06	-\$20.06			
						1413 - Teachers-Early Childhood Ed	\$0.00	\$148.64	-\$148.64		
						1416 - Teachers-Other Instruction	\$1,352.00	\$905.04	\$446.96		
						1411 - Teachers-Grades 1-12	\$0.00	\$1.89	-\$1.89		
			52710 - Workers Compensation Premium	4010 - Bilingual Education Programs	1413 - Teachers-Early Childhood Ed	\$0.00	\$7.04	-\$7.04			
						1416 - Teachers-Other Instruction	\$100.00	\$75.22	\$24.78		
							\$784,984.00	\$942,807.26	-\$157,823.26		
Albuquerque Public Schools	11000 - Operational	1000 - Instruction	51100 - Salaries Expense	4010 - Bilingual Education Programs	1411 - Teachers-Grades 1-12	\$967,075.00	\$1,378,986.80	-\$411,911.80			
					1413 - Teachers-Early Childhood Ed	\$0.00	\$208,515.79	-\$208,515.79			
					1416 - Teachers-Other Instruction	\$3,100,910.00	\$2,888,134.16	\$212,775.84			
					1711 - Instructional Assistants - Grades 1-12	\$500,780.00	\$440,281.12	\$60,498.88			
					1713 - Instructional Assistants - Early Childhood Education	\$0.00	\$39,364.71	-\$39,364.71			
			51200 - Overtime Expense	4010 - Bilingual Education Programs	1711 - Instructional Assistants - Grades 1-12	\$0.00	\$1.16	-\$1.16			
			51300 - Additional Compensation	4010 - Bilingual Education Programs	1411 - Teachers-Grades 1-12	\$1,773,478.00	\$1,834,304.65	-\$60,826.65			
					1416 - Teachers-Other Instruction	\$68,481.00	\$39,192.17	\$29,288.83			
					1711 - Instructional Assistants - Grades 1-12	\$800.00	\$924.87	-\$124.87			
			52111 - Educational Retirement	4010 - Bilingual Education Programs	1411 - Teachers-Grades 1-12	\$0.00	\$572,223.28	-\$572,223.28			
					1413 - Teachers-Early Childhood Ed	\$0.00	\$41,213.29	-\$41,213.29			
					1416 - Teachers-Other Instruction	\$543,512.00	\$502,299.02	\$41,212.98			
					1711 - Instructional Assistants - Grades 1-12	\$86,061.00	\$58,119.10	\$27,941.90			
			52112 - ERA - Retiree Health	4010 - Bilingual Education Programs	1713 - Instructional Assistants - Early Childhood Education	\$0.00	\$1,482.37	-\$1,482.37			
					1411 - Teachers-Grades 1-12	\$0.00	\$66,725.94	-\$66,725.94			
					1413 - Teachers-Early Childhood Ed	\$0.00	\$4,806.27	-\$4,806.27			
					1416 - Teachers-Other Instruction	\$63,928.00	\$58,583.82	\$5,344.18			
			52210 - FICA Payments	4010 - Bilingual Education Programs	1711 - Instructional Assistants - Grades 1-12	\$10,122.00	\$6,777.79	\$3,344.21			
					1713 - Instructional Assistants - Early Childhood Education	\$0.00	\$172.88	-\$172.88			
								1411 - Teachers-Grades 1-12	\$0.00	\$193,458.38	-\$193,458.38
								1413 - Teachers-Early Childhood Ed	\$0.00	\$14,366.11	-\$14,366.11

Budget Entity	Fund List	Function List	Object List	Program List	Job Class List	Budget (Plan)	Actuals (Reality)	Differences
					1416 - Teachers-Other Instruction	\$186,953.00	\$163,531.90	\$23,421.10
					1711 - Instructional Assistants - Grades 1-12	\$29,602.00	\$19,983.35	\$9,618.65
					1713 - Instructional Assistants - Early Childhood Education	\$0.00	\$514.85	-\$514.85
			52220 - Medicare Payments	4010 - Bilingual Education Programs	1411 - Teachers-Grades 1-12	\$0.00	\$45,244.25	-\$45,244.25
					1413 - Teachers-Early Childhood Ed	\$0.00	\$3,364.43	-\$3,364.43
					1416 - Teachers-Other Instruction	\$43,740.00	\$38,245.14	\$5,494.86
					1711 - Instructional Assistants - Grades 1-12	\$6,925.00	\$4,673.70	\$2,251.30
					1713 - Instructional Assistants - Early Childhood Education	\$0.00	\$115.54	-\$115.54
			52311 - Health and Medical Premiums	4010 - Bilingual Education Programs	1411 - Teachers-Grades 1-12	\$0.00	\$129,480.68	-\$129,480.68
					1413 - Teachers-Early Childhood Ed	\$0.00	\$24,339.71	-\$24,339.71
					1416 - Teachers-Other Instruction	\$320,493.00	\$212,991.67	\$107,501.33
					1711 - Instructional Assistants - Grades 1-12	\$50,975.00	\$52,969.54	-\$1,994.54
					1713 - Instructional Assistants - Early Childhood Education	\$0.00	\$486.93	-\$486.93
			52312 - Life	4010 - Bilingual Education Programs	1411 - Teachers-Grades 1-12	\$0.00	\$3,984.90	-\$3,984.90
					1413 - Teachers-Early Childhood Ed	\$0.00	\$1,496.66	-\$1,496.66
					1416 - Teachers-Other Instruction	\$6,346.00	\$3,850.14	\$2,495.86
					1711 - Instructional Assistants - Grades 1-12	\$1,009.00	\$1,079.00	-\$70.00
					1713 - Instructional Assistants - Early Childhood Education	\$0.00	\$43.40	-\$43.40
			52313 - Dental	4010 - Bilingual Education Programs	1411 - Teachers-Grades 1-12	\$0.00	\$9,025.91	-\$9,025.91
					1413 - Teachers-Early Childhood Ed	\$0.00	\$1,815.40	-\$1,815.40
					1416 - Teachers-Other Instruction	\$23,903.00	\$17,840.27	\$6,062.73
					1711 - Instructional Assistants - Grades 1-12	\$3,799.00	\$3,508.37	\$290.63
					1713 - Instructional Assistants - Early Childhood Education	\$0.00	\$39.17	-\$39.17
			52314 - Vision	4010 - Bilingual Education Programs	1411 - Teachers-Grades 1-12	\$0.00	\$1,501.08	-\$1,501.08
					1413 - Teachers-Early Childhood Ed	\$0.00	\$266.12	-\$266.12
					1416 - Teachers-Other Instruction	\$3,543.00	\$2,858.92	\$684.08
					1711 - Instructional Assistants - Grades 1-12	\$562.00	\$544.22	\$17.78

Budget Entity	Fund List	Function List	Object List	Program List	Job Class List	Budget (Plan)	Actuals (Reality)	Differences			
					1713 - Instructional Assistants - Early Childhood Education	\$0.00	\$5.68	-\$5.68			
			52315 - Disability	4010 - Bilingual Education Programs	1411 - Teachers-Grades 1-12	\$0.00	\$1,130.55	-\$1,130.55			
							1413 - Teachers-Early Childhood Ed	\$0.00	\$125.53	-\$125.53	
							1416 - Teachers-Other Instruction	\$1,771.00	\$1,592.87	\$178.13	
							1711 - Instructional Assistants - Grades 1-12	\$285.00	\$216.78	\$68.22	
							1713 - Instructional Assistants - Early Childhood Education	\$0.00	\$4.12	-\$4.12	
			52500 - Unemployment Compensation	4010 - Bilingual Education Programs	1411 - Teachers-Grades 1-12	\$0.00	\$1,317.78	-\$1,317.78			
							1413 - Teachers-Early Childhood Ed	\$0.00	\$121.80	-\$121.80	
							1416 - Teachers-Other Instruction	\$1,215.00	\$1,206.22	\$8.78	
							1711 - Instructional Assistants - Grades 1-12	\$193.00	\$127.57	\$65.43	
							1713 - Instructional Assistants - Early Childhood Education	\$0.00	\$4.08	-\$4.08	
			52720 - Workers Compensation Employer's Fee	4010 - Bilingual Education Programs	1411 - Teachers-Grades 1-12	\$0.00	\$349.09	-\$349.09			
							1413 - Teachers-Early Childhood Ed	\$0.00	\$39.28	-\$39.28	
							1416 - Teachers-Other Instruction	\$677.00	\$404.72	\$272.28	
							1711 - Instructional Assistants - Grades 1-12	\$108.00	\$103.55	\$4.45	
							1713 - Instructional Assistants - Early Childhood Education	\$0.00	\$2.22	-\$2.22	
			52730 - Workers Compensation (Self Insured)	4010 - Bilingual Education Programs	1411 - Teachers-Grades 1-12	\$0.00	\$26,743.33	-\$26,743.33			
							1413 - Teachers-Early Childhood Ed	\$0.00	\$2,391.81	-\$2,391.81	
							1416 - Teachers-Other Instruction	\$18,259.00	\$22,989.33	-\$4,730.33	
							1711 - Instructional Assistants - Grades 1-12	\$2,892.00	\$2,506.60	\$385.40	
							1713 - Instructional Assistants - Early Childhood Education	\$0.00	\$80.04	-\$80.04	
		2200 - Support Services-Instruction	51100 - Salaries Expense	4010 - Bilingual Education Programs	1211 - Coordinator/Subject Matter Specialist	\$658,994.00	\$0.00	\$658,994.00			
								1212 - Library/Media Specialists	\$214,955.00	\$0.00	\$214,955.00
								1217 - Secretarial/Clerical/Technical Assistants	\$132,966.00	\$0.00	\$132,966.00
				51200 - Overtime Expense	4010 - Bilingual Education Programs	1217 - Secretarial/Clerical/Technical Assistants	\$1,500.00	\$0.00	\$1,500.00		

Budget Entity	Fund List	Function List	Object List	Program List	Job Class List	Budget (Plan)	Actuals (Reality)	Differences
			52111 - Educational Retirement	4010 - Bilingual Education Programs	1211 - Coordinator/Subject Matter Specialist	\$113,231.00	\$0.00	\$113,231.00
					1212 - Library/Media Specialists	\$36,867.00	\$0.00	\$36,867.00
					1217 - Secretarial/Clerical/Technical Assistants	\$22,847.00	\$0.00	\$22,847.00
			52112 - ERA - Retiree Health	4010 - Bilingual Education Programs	1211 - Coordinator/Subject Matter Specialist	\$13,319.00	\$0.00	\$13,319.00
					1212 - Library/Media Specialists	\$4,334.00	\$0.00	\$4,334.00
					1217 - Secretarial/Clerical/Technical Assistants	\$2,687.00	\$0.00	\$2,687.00
			52210 - FICA Payments	4010 - Bilingual Education Programs	1211 - Coordinator/Subject Matter Specialist	\$38,949.00	\$0.00	\$38,949.00
					1212 - Library/Media Specialists	\$12,682.00	\$0.00	\$12,682.00
					1217 - Secretarial/Clerical/Technical Assistants	\$7,859.00	\$0.00	\$7,859.00
			52220 - Medicare Payments	4010 - Bilingual Education Programs	1211 - Coordinator/Subject Matter Specialist	\$9,114.00	\$0.00	\$9,114.00
					1212 - Library/Media Specialists	\$2,969.00	\$0.00	\$2,969.00
					1217 - Secretarial/Clerical/Technical Assistants	\$1,839.00	\$0.00	\$1,839.00
			52311 - Health and Medical Premiums	4010 - Bilingual Education Programs	1211 - Coordinator/Subject Matter Specialist	\$68,095.00	\$0.00	\$68,095.00
					1212 - Library/Media Specialists	\$22,171.00	\$0.00	\$22,171.00
					1217 - Secretarial/Clerical/Technical Assistants	\$13,740.00	\$0.00	\$13,740.00
			52312 - Life	4010 - Bilingual Education Programs	1211 - Coordinator/Subject Matter Specialist	\$1,349.00	\$0.00	\$1,349.00
					1212 - Library/Media Specialists	\$436.00	\$0.00	\$436.00
					1217 - Secretarial/Clerical/Technical Assistants	\$272.00	\$0.00	\$272.00
			52313 - Dental	4010 - Bilingual Education Programs	1211 - Coordinator/Subject Matter Specialist	\$5,079.00	\$0.00	\$5,079.00
					1212 - Library/Media Specialists	\$1,654.00	\$0.00	\$1,654.00
					1217 - Secretarial/Clerical/Technical Assistants	\$1,025.00	\$0.00	\$1,025.00
			52314 - Vision	4010 - Bilingual Education Programs	1211 - Coordinator/Subject Matter Specialist	\$753.00	\$0.00	\$753.00
					1212 - Library/Media Specialists	\$244.00	\$0.00	\$244.00

Budget Entity	Fund List	Function List	Object List	Program List	Job Class List	Budget (Plan)	Actuals (Reality)	Differences	
					1217 - Secretarial/Clerical/Technical Assistants	\$152.00	\$0.00	\$152.00	
			52315 - Disability	4010 - Bilingual Education Programs	1211 - Coordinator/Subject Matter Specialist	\$376.00	\$0.00	\$376.00	
						1212 - Library/Media Specialists	\$122.00	\$0.00	\$122.00
						1217 - Secretarial/Clerical/Technical Assistants	\$76.00	\$0.00	\$76.00
			52500 - Unemployment Compensation	4010 - Bilingual Education Programs	1211 - Coordinator/Subject Matter Specialist	\$258.00	\$0.00	\$258.00	
						1212 - Library/Media Specialists	\$83.00	\$0.00	\$83.00
						1217 - Secretarial/Clerical/Technical Assistants	\$52.00	\$0.00	\$52.00
			52720 - Workers Compensation Employer's Fee	4010 - Bilingual Education Programs	1211 - Coordinator/Subject Matter Specialist	\$142.00	\$0.00	\$142.00	
						1212 - Library/Media Specialists	\$45.00	\$0.00	\$45.00
						1217 - Secretarial/Clerical/Technical Assistants	\$29.00	\$0.00	\$29.00
			52730 - Workers Compensation (Self Insured)	4010 - Bilingual Education Programs	1211 - Coordinator/Subject Matter Specialist	\$3,805.00	\$0.00	\$3,805.00	
						1212 - Library/Media Specialists	\$1,238.00	\$0.00	\$1,238.00
						1217 - Secretarial/Clerical/Technical Assistants	\$768.00	\$0.00	\$768.00
						\$9,215,473.00	\$9,155,191.88	\$60,281.12	
Amy Biehl Charter School	11000 - Operationa 1	1000 - Instruction	51300 - Additional Compensation	4010 - Bilingual Education Programs	1412 - Teachers- Special Education	\$25,542.00	\$0.00	\$25,542.00	
						\$25,542.00	\$0.00	\$25,542.00	
Anansi Charter School	11000 - Operationa 1	1000 - Instruction	51100 - Salaries Expense	4010 - Bilingual Education Programs	1413 - Teachers-Early Childhood Ed	\$60,250.00	\$60,250.00	\$0.00	
					1416 - Teachers-Other Instruction	\$0.00	\$0.00	\$0.00	
					1713 - Instructional Assistants - Early Childhood Education	\$0.00	\$36,841.22	-\$36,841.22	
			52111 - Educational Retirement	4010 - Bilingual Education Programs	1413 - Teachers-Early Childhood Ed	\$10,333.00	\$10,332.91	\$0.09	
					1713 - Instructional Assistants - Early Childhood Education	\$0.00	\$6,318.36	-\$6,318.36	
			52112 - ERA - Retiree Health	4010 - Bilingual Education Programs	1413 - Teachers-Early Childhood Ed	\$1,205.00	\$1,204.85	\$0.15	
1713 - Instructional Assistants - Early Childhood Education	\$0.00	\$736.91			-\$736.91				
				1413 - Teachers-Early Childhood Ed	\$3,736.00	\$3,735.42	\$0.58		

Budget Entity	Fund List	Function List	Object List	Program List	Job Class List	Budget (Plan)	Actuals (Reality)	Differences
			52210 - FICA Payments	4010 - Bilingual Education Programs	1713 - Instructional Assistants - Early Childhood Education	\$0.00	\$2,127.15	-\$2,127.15
			52220 - Medicare Payments	4010 - Bilingual Education Programs	1413 - Teachers-Early Childhood Ed	\$874.00	\$873.60	\$0.40
					1713 - Instructional Assistants - Early Childhood Education	\$0.00	\$497.38	-\$497.38
			52311 - Health and Medical Premiums	4010 - Bilingual Education Programs	1413 - Teachers-Early Childhood Ed	\$1,525.00	\$0.00	\$1,525.00
					1416 - Teachers-Other Instruction	\$3,222.00	\$0.00	\$3,222.00
					1713 - Instructional Assistants - Early Childhood Education	\$0.00	\$3,719.21	-\$3,719.21
			52312 - Life	4010 - Bilingual Education Programs	1413 - Teachers-Early Childhood Ed	\$98.00	\$62.39	\$35.61
					1416 - Teachers-Other Instruction	\$22.00	\$0.00	\$22.00
					1713 - Instructional Assistants - Early Childhood Education	\$0.00	\$62.41	-\$62.41
			52313 - Dental	4010 - Bilingual Education Programs	1413 - Teachers-Early Childhood Ed	\$636.00	\$0.00	\$636.00
					1416 - Teachers-Other Instruction	\$622.00	\$0.00	\$622.00
					1713 - Instructional Assistants - Early Childhood Education	\$0.00	\$85.99	-\$85.99
			52314 - Vision	4010 - Bilingual Education Programs	1413 - Teachers-Early Childhood Ed	\$55.00	\$0.00	\$55.00
					1416 - Teachers-Other Instruction	\$36.00	\$0.00	\$36.00
			52315 - Disability	4010 - Bilingual Education Programs	1413 - Teachers-Early Childhood Ed	\$54.00	\$0.00	\$54.00
					1416 - Teachers-Other Instruction	\$12.00	\$0.00	\$12.00
			52500 - Unemployment Compensation	4010 - Bilingual Education Programs	1413 - Teachers-Early Childhood Ed	\$45.00	\$273.15	-\$228.15
					1416 - Teachers-Other Instruction	\$25.00	\$0.00	\$25.00
					1713 - Instructional Assistants - Early Childhood Education	\$0.00	\$333.80	-\$333.80
			52710 - Workers Compensation Premium	4010 - Bilingual Education Programs	1413 - Teachers-Early Childhood Ed	\$9.00	\$4.60	\$4.40
					1416 - Teachers-Other Instruction	\$14.00	\$0.00	\$14.00
					1713 - Instructional Assistants - Early Childhood Education	\$0.00	\$4.60	-\$4.60
						\$82,773.00	\$127,463.95	-\$44,690.95
Artesia Public Schools	11000 - Operations 1	1000 - Instruction	51100 - Salaries Expense	4010 - Bilingual Education Programs	1416 - Teachers-Other Instruction	\$289,222.00	\$292,112.30	-\$2,890.30
			51300 - Additional Compensation	4010 - Bilingual Education Programs	1416 - Teachers-Other Instruction	\$6,774.00	\$15,798.86	-\$9,024.86
			52111 - Educational Retirement	4010 - Bilingual Education Programs	1416 - Teachers-Other Instruction	\$49,602.00	\$52,806.80	-\$3,204.80
			52112 - ERA - Retiree Health	4010 - Bilingual Education Programs	1416 - Teachers-Other Instruction	\$5,785.00	\$6,158.19	-\$373.19

Budget Entity	Fund List	Function List	Object List	Program List	Job Class List	Budget (Plan)	Actuals (Reality)	Differences		
			52210 - FICA Payments	4010 - Bilingual Education Programs	1416 - Teachers-Other Instruction	\$17,932.00	\$17,513.70	\$418.30		
			52220 - Medicare Payments	4010 - Bilingual Education Programs	1416 - Teachers-Other Instruction	\$4,193.00	\$4,095.73	\$97.27		
			52311 - Health and Medical Premiums	4010 - Bilingual Education Programs	1416 - Teachers-Other Instruction	\$24,004.00	\$28,344.14	-\$4,340.14		
			52312 - Life	4010 - Bilingual Education Programs	1416 - Teachers-Other Instruction	\$126.00	\$123.44	\$2.56		
			52313 - Dental	4010 - Bilingual Education Programs	1416 - Teachers-Other Instruction	\$1,132.00	\$1,032.35	\$99.65		
			52720 - Workers Compensation Employer's Fee	4010 - Bilingual Education Programs	1416 - Teachers-Other Instruction	\$0.00	\$32.21	-\$32.21		
								\$398,770.00	\$418,017.72	-\$19,247.72
Belen Consolidated Schools	11000 - Operationa 1	1000 - Instruction	51100 - Salaries Expense	4010 - Bilingual Education Programs	1416 - Teachers-Other Instruction	\$500,000.00	\$491,600.82	\$8,399.18		
			51300 - Additional Compensation	4010 - Bilingual Education Programs	1416 - Teachers-Other Instruction	\$8,000.00	\$6,206.05	\$1,793.95		
			52111 - Educational Retirement	4010 - Bilingual Education Programs	1416 - Teachers-Other Instruction	\$101,300.00	\$85,566.43	\$15,733.57		
			52112 - ERA - Retiree Health	4010 - Bilingual Education Programs	1416 - Teachers-Other Instruction	\$15,500.00	\$9,978.23	\$5,521.77		
			52210 - FICA Payments	4010 - Bilingual Education Programs	1416 - Teachers-Other Instruction	\$35,500.00	\$29,896.64	\$5,603.36		
			52220 - Medicare Payments	4010 - Bilingual Education Programs	1416 - Teachers-Other Instruction	\$10,150.00	\$6,991.51	\$3,158.49		
			52311 - Health and Medical Premiums	4010 - Bilingual Education Programs	1416 - Teachers-Other Instruction	\$38,443.09	\$24,086.78	\$14,356.31		
			52312 - Life	4010 - Bilingual Education Programs	1416 - Teachers-Other Instruction	\$600.00	\$410.59	\$189.41		
			52313 - Dental	4010 - Bilingual Education Programs	1416 - Teachers-Other Instruction	\$2,300.00	\$1,184.35	\$1,115.65		
			52314 - Vision	4010 - Bilingual Education Programs	1416 - Teachers-Other Instruction	\$300.00	\$216.33	\$83.67		
			52720 - Workers Compensation Employer's Fee	4010 - Bilingual Education Programs	1416 - Teachers-Other Instruction	\$76.00	\$58.70	\$17.30		
								\$712,169.09	\$656,196.43	\$55,972.66
							1411 - Teachers-Grades 1-12	\$76,304.00	\$54,073.68	\$22,230.32

Budget Entity	Fund List	Function List	Object List	Program List	Job Class List	Budget (Plan)	Actuals (Reality)	Differences
Bernalillo Public School	11000 - Operationa 1	1000 - Instruction	51100 - Salaries Expense	4010 - Bilingual Education Programs	1416 - Teachers-Other Instruction	\$842,727.00	\$887,853.18	-\$45,126.18
					1711 - Instructional Assistants - Grades 1-12	\$47,646.00	\$15,254.40	\$32,391.60
			51300 - Additional Compensation	4010 - Bilingual Education Programs	1416 - Teachers-Other Instruction	\$155,000.00	\$168,126.25	-\$13,126.25
					1711 - Instructional Assistants - Grades 1-12	\$6,000.00	\$0.00	\$6,000.00
			52111 - Educational Retirement	4010 - Bilingual Education Programs	1411 - Teachers-Grades 1-12	\$0.00	\$9,273.65	-\$9,273.65
					1416 - Teachers-Other Instruction	\$0.00	\$181,054.26	-\$181,054.26
					1711 - Instructional Assistants - Grades 1-12	\$0.00	\$2,616.12	-\$2,616.12
			52112 - ERA - Retiree Health	4010 - Bilingual Education Programs	1411 - Teachers-Grades 1-12	\$0.00	\$1,081.54	-\$1,081.54
					1416 - Teachers-Other Instruction	\$0.00	\$21,119.44	-\$21,119.44
					1711 - Instructional Assistants - Grades 1-12	\$0.00	\$305.04	-\$305.04
			52210 - FICA Payments	4010 - Bilingual Education Programs	1411 - Teachers-Grades 1-12	\$0.00	\$3,247.66	-\$3,247.66
					1416 - Teachers-Other Instruction	\$0.00	\$62,698.50	-\$62,698.50
					1711 - Instructional Assistants - Grades 1-12	\$0.00	\$943.79	-\$943.79
			52220 - Medicare Payments	4010 - Bilingual Education Programs	1411 - Teachers-Grades 1-12	\$0.00	\$759.53	-\$759.53
					1416 - Teachers-Other Instruction	\$0.00	\$14,663.65	-\$14,663.65
					1711 - Instructional Assistants - Grades 1-12	\$0.00	\$220.71	-\$220.71
			52311 - Health and Medical Premiums	4010 - Bilingual Education Programs	1411 - Teachers-Grades 1-12	\$0.00	\$2,676.24	-\$2,676.24
					1416 - Teachers-Other Instruction	\$0.00	\$71,759.21	-\$71,759.21
			52312 - Life	4010 - Bilingual Education Programs	1411 - Teachers-Grades 1-12	\$0.00	\$34.19	-\$34.19
					1416 - Teachers-Other Instruction	\$0.00	\$852.01	-\$852.01
1711 - Instructional Assistants - Grades 1-12	\$0.00	\$21.00			-\$21.00			
52313 - Dental	4010 - Bilingual Education Programs	1411 - Teachers-Grades 1-12	\$0.00	\$111.54	-\$111.54			
		1416 - Teachers-Other Instruction	\$0.00	\$3,711.35	-\$3,711.35			
		1711 - Instructional Assistants - Grades 1-12	\$0.00	\$34.32	-\$34.32			
52314 - Vision	4010 - Bilingual Education Programs	1411 - Teachers-Grades 1-12	\$0.00	\$24.44	-\$24.44			
		1416 - Teachers-Other Instruction	\$0.00	\$530.68	-\$530.68			
		1711 - Instructional Assistants - Grades 1-12	\$0.00	\$15.00	-\$15.00			
52315 - Disability	4010 - Bilingual Education Programs	1411 - Teachers-Grades 1-12	\$0.00	\$130.73	-\$130.73			
		1416 - Teachers-Other Instruction	\$0.00	\$1,687.59	-\$1,687.59			

Budget Entity	Fund List	Function List	Object List	Program List	Job Class List	Budget (Plan)	Actuals (Reality)	Differences
			52720 - Workers Compensation Employer's Fee	4010 - Bilingual Education Programs	1416 - Teachers-Other Instruction	\$0.00	\$119.07	-\$119.07
						1711 - Instructional Assistants - Grades 1-12	\$0.00	\$3.06
						\$1,127,677.00	\$1,505,001.83	-\$377,324.83
Bloomfield Schools	11000 - Operational	1000 - Instruction	51100 - Salaries Expense	4010 - Bilingual Education Programs	1416 - Teachers-Other Instruction	\$505,814.00	\$473,750.28	\$32,063.72
					1711 - Instructional Assistants - Grades 1-12	\$38,362.00	\$55,636.37	-\$17,274.37
			51200 - Overtime Expense	4010 - Bilingual Education Programs	1711 - Instructional Assistants - Grades 1-12	\$2,388.00	\$106.12	\$2,281.88
			51300 - Additional Compensation	4010 - Bilingual Education Programs	1416 - Teachers-Other Instruction	\$18,000.00	\$15,000.00	\$3,000.00
					1711 - Instructional Assistants - Grades 1-12	\$0.00	\$158.50	-\$158.50
			52111 - Educational Retirement	4010 - Bilingual Education Programs	1416 - Teachers-Other Instruction	\$68,990.00	\$83,820.80	-\$14,830.80
					1711 - Instructional Assistants - Grades 1-12	\$5,100.00	\$9,586.94	-\$4,486.94
			52112 - ERA - Retiree Health	4010 - Bilingual Education Programs	1416 - Teachers-Other Instruction	\$8,899.00	\$9,774.88	-\$875.88
					1711 - Instructional Assistants - Grades 1-12	\$658.00	\$1,117.98	-\$459.98
			52210 - FICA Payments	4010 - Bilingual Education Programs	1416 - Teachers-Other Instruction	\$25,284.00	\$28,141.41	-\$2,857.41
					1711 - Instructional Assistants - Grades 1-12	\$1,564.00	\$2,959.45	-\$1,395.45
			52220 - Medicare Payments	4010 - Bilingual Education Programs	1416 - Teachers-Other Instruction	\$5,914.00	\$6,581.76	-\$667.76
					1711 - Instructional Assistants - Grades 1-12	\$366.00	\$692.18	-\$326.18
			52311 - Health and Medical Premiums	4010 - Bilingual Education Programs	1416 - Teachers-Other Instruction	\$54,181.00	\$47,423.00	\$6,758.00
					1711 - Instructional Assistants - Grades 1-12	\$19,820.00	\$18,314.78	\$1,505.22
			52312 - Life	4010 - Bilingual Education Programs	1416 - Teachers-Other Instruction	\$259.00	\$262.68	-\$3.68
					1711 - Instructional Assistants - Grades 1-12	\$52.00	\$96.36	-\$44.36
52313 - Dental	4010 - Bilingual Education Programs	1416 - Teachers-Other Instruction	\$3,558.00	\$3,608.92	-\$50.92			
		1711 - Instructional Assistants - Grades 1-12	\$776.00	\$718.56	\$57.44			
52314 - Vision	4010 - Bilingual Education Programs	1416 - Teachers-Other Instruction	\$563.00	\$549.63	\$13.37			
		1711 - Instructional Assistants - Grades 1-12	\$130.00	\$118.80	\$11.20			
				1416 - Teachers-Other Instruction	\$70.00	\$69.40	\$0.60	

Budget Entity	Fund List	Function List	Object List	Program List	Job Class List	Budget (Plan)	Actuals (Reality)	Differences
			52720 - Workers Compensation Employer's Fee	4010 - Bilingual Education Programs	1711 - Instructional Assistants - Grades 1-12	\$23.00	\$27.58	-\$4.58
		2200 - Support Services-Instruction	52111 - Educational Retirement	4010 - Bilingual Education Programs	1211 - Coordinator/Subject Matter Specialist	\$1,000.00	\$0.00	\$1,000.00
			52311 - Health and Medical Premiums	4010 - Bilingual Education Programs	1211 - Coordinator/Subject Matter Specialist	\$2,000.00	\$0.00	\$2,000.00
						\$763,771.00	\$758,516.38	\$5,254.62
Capitan Municipal Schools	11000 - Operationa 1	1000 - Instruction	52312 - Life	4010 - Bilingual Education Programs	1412 - Teachers- Special Education	\$2.89	\$0.00	\$2.89
						\$2.89	\$0.00	\$2.89
Carlsbad Municipal Schools	11000 - Operationa 1	1000 - Instruction	51100 - Salaries Expense	4010 - Bilingual Education Programs	1411 - Teachers-Grades 1-12	\$67,381.00	\$0.00	\$67,381.00
					1416 - Teachers-Other Instruction	\$818,594.00	\$1,192,103.84	-\$373,509.84
					1711 - Instructional Assistants - Grades 1-12	\$25,274.00	\$65,792.43	-\$40,518.43
			51300 - Additional Compensation	4010 - Bilingual Education Programs	1411 - Teachers-Grades 1-12	\$9,950.00	\$0.00	\$9,950.00
					1416 - Teachers-Other Instruction	\$19,600.00	\$39,630.25	-\$20,030.25
			52111 - Educational Retirement	4010 - Bilingual Education Programs	1415 - Teachers-Vocational and Technical	\$13,350.00	\$0.00	\$13,350.00
					1416 - Teachers-Other Instruction	\$147,045.00	\$211,240.32	-\$64,195.32
					1711 - Instructional Assistants - Grades 1-12	\$3,800.00	\$11,282.84	-\$7,482.84
			52112 - ERA - Retiree Health	4010 - Bilingual Education Programs	1411 - Teachers-Grades 1-12	\$0.00	\$807.45	-\$807.45
					1415 - Teachers-Vocational and Technical	\$1,640.00	\$0.00	\$1,640.00
					1416 - Teachers-Other Instruction	\$18,060.00	\$23,828.87	-\$5,768.87
					1711 - Instructional Assistants - Grades 1-12	\$875.00	\$1,315.78	-\$440.78
			52210 - FICA Payments	4010 - Bilingual Education Programs	1411 - Teachers-Grades 1-12	\$5,180.00	\$2,424.00	\$2,756.00
					1416 - Teachers-Other Instruction	\$57,675.00	\$71,334.33	-\$13,659.33
					1711 - Instructional Assistants - Grades 1-12	\$1,565.00	\$3,915.97	-\$2,350.97
52220 - Medicare Payments	4010 - Bilingual Education Programs	1411 - Teachers-Grades 1-12	\$1,215.00	\$566.88	\$648.12			
		1416 - Teachers-Other Instruction	\$13,490.00	\$16,683.95	-\$3,193.95			
		1711 - Instructional Assistants - Grades 1-12	\$365.00	\$915.81	-\$550.81			
52311 - Health and Medical Premiums	4010 - Bilingual Education Programs	1411 - Teachers-Grades 1-12	\$6,339.00	\$1,804.16	\$4,534.84			
		1416 - Teachers-Other Instruction	\$61,448.00	\$63,609.80	-\$2,161.80			

Budget Entity	Fund List	Function List	Object List	Program List	Job Class List	Budget (Plan)	Actuals (Reality)	Differences	
					1711 - Instructional Assistants - Grades 1-12	\$0.00	\$10,312.14	-\$10,312.14	
			52312 - Life	4010 - Bilingual Education Programs	1411 - Teachers-Grades 1-12	\$100.00	\$18.41	\$81.59	
						1416 - Teachers-Other Instruction	\$1,560.00	\$944.94	\$615.06
						1711 - Instructional Assistants - Grades 1-12	\$100.00	\$157.80	-\$57.80
			52315 - Disability	4010 - Bilingual Education Programs	1411 - Teachers-Grades 1-12	\$280.00	\$61.88	\$218.12	
						1416 - Teachers-Other Instruction	\$1,770.00	\$1,485.30	\$284.70
						1711 - Instructional Assistants - Grades 1-12	\$0.00	\$137.06	-\$137.06
			52720 - Workers Compensation Employer's Fee	4010 - Bilingual Education Programs	1411 - Teachers-Grades 1-12	\$10.00	\$4.25	\$5.75	
						1416 - Teachers-Other Instruction	\$235.00	\$141.70	\$93.30
						1711 - Instructional Assistants - Grades 1-12	\$125.00	\$24.06	\$100.94
						\$1,277,026.00	\$1,720,544.22	-\$443,518.22	
Central Consolidated Schools	11000 - Operationa 1	1000 - Instruction	51100 - Salaries Expense	4010 - Bilingual Education Programs	1411 - Teachers-Grades 1-12	\$0.00	\$0.00	\$0.00	
					1412 - Teachers- Special Education	\$0.00	\$0.00	\$0.00	
					1413 - Teachers-Early Childhood Ed	\$0.00	\$0.00	\$0.00	
					1414 - Teachers-Preschool (exclude Special Ed)	\$0.00	\$0.00	\$0.00	
					1415 - Teachers-Vocational and Technical	\$0.00	\$0.00	\$0.00	
					1416 - Teachers-Other Instruction	\$879,409.00	\$869,377.07	\$10,031.93	
					1422 - Teachers- Special Education-Gifted	\$0.00	\$0.00	\$0.00	
					1621 - Summer School/After School	\$0.00	\$0.00	\$0.00	
					1624 - Activities Salary	\$0.00	\$0.00	\$0.00	
					1711 - Instructional Assistants - Grades 1-12	\$12,832.00	\$0.00	\$12,832.00	
					1713 - Instructional Assistants - Early Childhood Education	\$0.00	\$0.00	\$0.00	
					1714 - Instructional Assistants - Preschool	\$0.00	\$0.00	\$0.00	
			51300 - Additional Compensation	4010 - Bilingual Education Programs	1411 - Teachers-Grades 1-12	\$0.00	\$0.00	\$0.00	
					1412 - Teachers- Special Education	\$0.00	\$0.00	\$0.00	
					1413 - Teachers-Early Childhood Ed	\$0.00	\$0.00	\$0.00	
1414 - Teachers-Preschool (exclude Special Ed)	\$0.00	\$0.00			\$0.00				

Budget Entity	Fund List	Function List	Object List	Program List	Job Class List	Budget (Plan)	Actuals (Reality)	Differences
					1415 - Teachers-Vocational and Technical	\$0.00	\$0.00	\$0.00
					1416 - Teachers-Other Instruction	\$38,700.00	\$29,491.89	\$9,208.11
					1422 - Teachers- Special Education-Gifted	\$0.00	\$0.00	\$0.00
					1621 - Summer School/After School	\$13,000.00	\$0.00	\$13,000.00
					1624 - Activities Salary	\$0.00	\$0.00	\$0.00
					1711 - Instructional Assistants - Grades 1-12	\$0.00	\$0.00	\$0.00
					1713 - Instructional Assistants - Early Childhood Education	\$0.00	\$0.00	\$0.00
					1714 - Instructional Assistants - Preschool	\$0.00	\$0.00	\$0.00
			52111 - Educational Retirement	4010 - Bilingual Education Programs	1416 - Teachers-Other Instruction	\$173,000.00	\$168,472.68	\$4,527.32
			52112 - ERA - Retiree Health	4010 - Bilingual Education Programs	1416 - Teachers-Other Instruction	\$40,000.00	\$19,646.80	\$20,353.20
			52210 - FICA Payments	4010 - Bilingual Education Programs	1416 - Teachers-Other Instruction	\$70,000.00	\$59,863.51	\$10,136.49
			52220 - Medicare Payments	4010 - Bilingual Education Programs	1416 - Teachers-Other Instruction	\$17,000.00	\$14,000.26	\$2,999.74
			52311 - Health and Medical Premiums	4010 - Bilingual Education Programs	1416 - Teachers-Other Instruction	\$67,000.00	\$64,733.34	\$2,266.66
			52312 - Life	4010 - Bilingual Education Programs	1416 - Teachers-Other Instruction	\$1,400.00	\$987.62	\$412.38
			52313 - Dental	4010 - Bilingual Education Programs	1416 - Teachers-Other Instruction	\$7,000.00	\$5,777.96	\$1,222.04
			52314 - Vision	4010 - Bilingual Education Programs	1416 - Teachers-Other Instruction	\$1,300.00	\$1,065.59	\$234.41
			52315 - Disability	4010 - Bilingual Education Programs	1416 - Teachers-Other Instruction	\$1,000.00	\$835.67	\$164.33
			52720 - Workers Compensation Employer's Fee	4010 - Bilingual Education Programs	1416 - Teachers-Other Instruction	\$200.00	\$105.80	\$94.20
						\$1,321,841.00	\$1,234,358.19	\$87,482.81
Cesar Chavez Community School	11000 - Operational	1000 - Instruction	51300 - Additional Compensation	4010 - Bilingual Education Programs	1416 - Teachers-Other Instruction	\$5,000.00	\$0.00	\$5,000.00
			52111 - Educational Retirement	4010 - Bilingual Education Programs	1416 - Teachers-Other Instruction	\$858.00	\$0.00	\$858.00

Budget Entity	Fund List	Function List	Object List	Program List	Job Class List	Budget (Plan)	Actuals (Reality)	Differences
			52112 - ERA - Retiree Health	4010 - Bilingual Education Programs	1416 - Teachers-Other Instruction	\$100.00	\$0.00	\$100.00
			52210 - FICA Payments	4010 - Bilingual Education Programs	1416 - Teachers-Other Instruction	\$310.00	\$0.00	\$310.00
			52220 - Medicare Payments	4010 - Bilingual Education Programs	1416 - Teachers-Other Instruction	\$74.00	\$0.00	\$74.00
						\$6,342.00	\$0.00	\$6,342.00
Chama Valley Independent School	11000 - Operationa 1	1000 - Instruction	51100 - Salaries Expense	4010 - Bilingual Education Programs	1416 - Teachers-Other Instruction	\$100,028.00	\$124,792.53	-\$24,764.53
			51300 - Additional Compensation	4010 - Bilingual Education Programs	1416 - Teachers-Other Instruction	\$6,000.00	\$8,853.80	-\$2,853.80
			52111 - Educational Retirement	4010 - Bilingual Education Programs	1416 - Teachers-Other Instruction	\$22,571.00	\$22,742.44	-\$171.44
			52112 - ERA - Retiree Health	4010 - Bilingual Education Programs	1416 - Teachers-Other Instruction	\$0.00	\$2,651.82	-\$2,651.82
			52210 - FICA Payments	4010 - Bilingual Education Programs	1416 - Teachers-Other Instruction	\$13,605.00	\$7,718.17	\$5,886.83
			52220 - Medicare Payments	4010 - Bilingual Education Programs	1416 - Teachers-Other Instruction	\$0.00	\$1,804.98	-\$1,804.98
			52311 - Health and Medical Premiums	4010 - Bilingual Education Programs	1416 - Teachers-Other Instruction	\$3,730.00	\$14,545.32	-\$10,815.32
			52312 - Life	4010 - Bilingual Education Programs	1416 - Teachers-Other Instruction	\$982.00	\$102.73	\$879.27
			52313 - Dental	4010 - Bilingual Education Programs	1416 - Teachers-Other Instruction	\$393.00	\$641.50	-\$248.50
			52314 - Vision	4010 - Bilingual Education Programs	1416 - Teachers-Other Instruction	\$76.00	\$106.00	-\$30.00
			52315 - Disability	4010 - Bilingual Education Programs	1416 - Teachers-Other Instruction	\$1,074.00	\$788.39	\$285.61
			52710 - Workers Compensation Premium	4010 - Bilingual Education Programs	1416 - Teachers-Other Instruction	\$1,650.00	\$0.00	\$1,650.00
			52720 - Workers Compensation Employer's Fee	4010 - Bilingual Education Programs	1416 - Teachers-Other Instruction	\$20.00	\$12.21	\$7.79
								\$150,129.00
Christine Duncan Heritage Academy	11000 - Operationa 1	1000 - Instruction	51100 - Salaries Expense	4010 - Bilingual Education Programs	1413 - Teachers-Early Childhood Ed	\$61,004.00	\$59,142.42	\$1,861.58
					1416 - Teachers-Other Instruction	\$785,098.00	\$772,352.44	\$12,745.56
					1411 - Teachers-Grades 1-12	\$13,160.00	\$22,315.61	-\$9,155.61

Budget Entity	Fund List	Function List	Object List	Program List	Job Class List	Budget (Plan)	Actuals (Reality)	Differences	
			51300 - Additional Compensation	4010 - Bilingual Education Programs	1413 - Teachers-Early Childhood Ed	\$0.00	\$536.45	-\$536.45	
						1416 - Teachers-Other Instruction	\$133,002.00	\$138,667.58	-\$5,665.58
			52111 - Educational Retirement	4010 - Bilingual Education Programs	1411 - Teachers-Grades 1-12	\$2,257.00	\$3,827.17	-\$1,570.17	
						1413 - Teachers-Early Childhood Ed	\$10,463.00	\$10,143.00	\$320.00
						1416 - Teachers-Other Instruction	\$157,501.00	\$154,941.28	\$2,559.72
			52112 - ERA - Retiree Health	4010 - Bilingual Education Programs	1411 - Teachers-Grades 1-12	\$264.00	\$446.39	-\$182.39	
						1413 - Teachers-Early Childhood Ed	\$1,221.00	\$1,182.93	\$38.07
						1416 - Teachers-Other Instruction	\$18,368.00	\$18,069.29	\$298.71
			52210 - FICA Payments	4010 - Bilingual Education Programs	1411 - Teachers-Grades 1-12	\$816.00	\$1,383.59	-\$567.59	
						1413 - Teachers-Early Childhood Ed	\$3,602.00	\$3,635.99	-\$33.99
						1416 - Teachers-Other Instruction	\$54,712.00	\$54,332.31	\$379.69
			52220 - Medicare Payments	4010 - Bilingual Education Programs	1411 - Teachers-Grades 1-12	\$191.00	\$323.64	-\$132.64	
						1413 - Teachers-Early Childhood Ed	\$843.00	\$850.32	-\$7.32
						1416 - Teachers-Other Instruction	\$12,796.00	\$12,706.30	\$89.70
			52311 - Health and Medical Premiums	4010 - Bilingual Education Programs	1413 - Teachers-Early Childhood Ed	\$3,956.00	\$1,470.37	\$2,485.63	
						1416 - Teachers-Other Instruction	\$52,634.00	\$52,632.97	\$1.03
			52312 - Life	4010 - Bilingual Education Programs	1413 - Teachers-Early Childhood Ed	\$58.00	\$68.38	-\$10.38	
						1416 - Teachers-Other Instruction	\$793.00	\$772.32	\$20.68
			52313 - Dental	4010 - Bilingual Education Programs	1413 - Teachers-Early Childhood Ed	\$107.00	\$49.47	\$57.53	
						1416 - Teachers-Other Instruction	\$2,201.00	\$2,200.94	\$0.06
			52314 - Vision	4010 - Bilingual Education Programs	1416 - Teachers-Other Instruction	\$444.00	\$443.46	\$0.54	
			52315 - Disability	4010 - Bilingual Education Programs	1416 - Teachers-Other Instruction	\$721.00	\$834.13	-\$113.13	
			52500 - Unemployment Compensation	4010 - Bilingual Education Programs	1411 - Teachers-Grades 1-12	\$0.00	\$44.86	-\$44.86	
						1413 - Teachers-Early Childhood Ed	\$167.00	\$162.05	\$4.95
						1416 - Teachers-Other Instruction	\$1,529.00	\$1,511.82	\$17.18
			52710 - Workers Compensation Premium	4010 - Bilingual Education Programs	1413 - Teachers-Early Childhood Ed	\$1,998.00	\$1,998.00	\$0.00	
						1416 - Teachers-Other Instruction	\$5,705.00	\$5,705.00	\$0.00
			52720 - Workers Compensation Employer's Fee	4010 - Bilingual Education Programs	1413 - Teachers-Early Childhood Ed	\$10.00	\$9.20	\$0.80	
						1416 - Teachers-Other Instruction	\$118.00	\$116.15	\$1.85
						\$1,325,739.00	\$1,322,875.83	\$2,863.17	
		1000 - Instruction	51100 - Salaries Expense	4010 - Bilingual Education Programs	1411 - Teachers-Grades 1-12	\$1,029,665.00	\$994,083.25	\$35,581.75	
							1413 - Teachers-Early Childhood Ed	\$145,300.00	\$145,300.00

Budget Entity	Fund List	Function List	Object List	Program List	Job Class List	Budget (Plan)	Actuals (Reality)	Differences
Cien Aguas International School	11000 - Operational				1713 - Instructional Assistants - Early Childhood Education	\$47,967.00	\$47,967.32	-\$0.32
			51300 - Additional Compensation	4010 - Bilingual Education Programs	1411 - Teachers-Grades 1-12	\$124,668.00	\$116,144.90	\$8,523.10
					1413 - Teachers-Early Childhood Ed	\$14,250.00	\$14,265.00	-\$15.00
					1713 - Instructional Assistants - Early Childhood Education	\$2,398.00	\$2,398.36	-\$0.36
			52111 - Educational Retirement	4010 - Bilingual Education Programs	1411 - Teachers-Grades 1-12	\$204,251.00	\$190,404.09	\$13,846.91
					1413 - Teachers-Early Childhood Ed	\$27,311.00	\$27,365.37	-\$54.37
					1713 - Instructional Assistants - Early Childhood Education	\$14,587.00	\$8,163.11	\$6,423.89
			52112 - ERA - Retiree Health	4010 - Bilingual Education Programs	1411 - Teachers-Grades 1-12	\$23,819.00	\$22,204.38	\$1,614.62
					1413 - Teachers-Early Childhood Ed	\$3,185.00	\$3,191.12	-\$6.12
					1713 - Instructional Assistants - Early Childhood Education	\$1,701.00	\$1,007.36	\$693.64
			52210 - FICA Payments	4010 - Bilingual Education Programs	1411 - Teachers-Grades 1-12	\$73,840.00	\$50,960.36	\$22,879.64
					1413 - Teachers-Early Childhood Ed	\$9,874.00	\$9,024.24	\$849.76
					1713 - Instructional Assistants - Early Childhood Education	\$5,273.00	\$2,994.28	\$2,278.72
			52220 - Medicare Payments	4010 - Bilingual Education Programs	1411 - Teachers-Grades 1-12	\$17,270.00	\$11,942.44	\$5,327.56
					1413 - Teachers-Early Childhood Ed	\$2,309.00	\$2,110.50	\$198.50
					1713 - Instructional Assistants - Early Childhood Education	\$1,233.00	\$700.25	\$532.75
			52311 - Health and Medical Premiums	4010 - Bilingual Education Programs	1411 - Teachers-Grades 1-12	\$68,015.00	\$41,396.49	\$26,618.51
					1413 - Teachers-Early Childhood Ed	\$20,969.00	\$20,126.50	\$842.50
					1713 - Instructional Assistants - Early Childhood Education	\$5,627.00	\$5,505.66	\$121.34
			52312 - Life	4010 - Bilingual Education Programs	1411 - Teachers-Grades 1-12	\$1,073.00	\$957.32	\$115.68
					1413 - Teachers-Early Childhood Ed	\$126.00	\$126.24	-\$0.24
					1713 - Instructional Assistants - Early Childhood Education	\$126.00	\$126.24	-\$0.24
			52313 - Dental	4010 - Bilingual Education Programs	1411 - Teachers-Grades 1-12	\$3,903.00	\$1,579.87	\$2,323.13
					1413 - Teachers-Early Childhood Ed	\$822.00	\$821.76	\$0.24
					1713 - Instructional Assistants - Early Childhood Education	\$873.00	\$432.74	\$440.26
			52314 - Vision	4010 - Bilingual Education Programs	1411 - Teachers-Grades 1-12	\$587.00	\$274.27	\$312.73
					1413 - Teachers-Early Childhood Ed	\$147.00	\$146.88	\$0.12
					1713 - Instructional Assistants - Early Childhood Education	\$110.00	\$132.86	-\$22.86

Budget Entity	Fund List	Function List	Object List	Program List	Job Class List	Budget (Plan)	Actuals (Reality)	Differences			
			52315 - Disability	4010 - Bilingual Education Programs	1411 - Teachers-Grades 1-12	\$1,621.00	\$1,022.80	\$598.20			
					1413 - Teachers-Early Childhood Ed	\$495.00	\$473.56	\$21.44			
					1713 - Instructional Assistants - Early Childhood Education	\$78.00	\$81.64	-\$3.64			
			52500 - Unemployment Compensation	4010 - Bilingual Education Programs	1411 - Teachers-Grades 1-12	\$2,902.00	\$2,901.70	\$0.30			
					1413 - Teachers-Early Childhood Ed	\$318.00	\$318.31	-\$0.31			
					1713 - Instructional Assistants - Early Childhood Education	\$254.00	\$254.37	-\$0.37			
			52710 - Workers Compensation Premium	4010 - Bilingual Education Programs	1411 - Teachers-Grades 1-12	\$12,033.00	\$12,032.64	\$0.36			
					1413 - Teachers-Early Childhood Ed	\$1,314.00	\$1,336.98	-\$22.98			
					1713 - Instructional Assistants - Early Childhood Education	\$1,314.00	\$1,336.98	-\$22.98			
			52720 - Workers Compensation Employer's Fee	4010 - Bilingual Education Programs	1411 - Teachers-Grades 1-12	\$156.00	\$140.30	\$15.70			
					1413 - Teachers-Early Childhood Ed	\$18.00	\$18.40	-\$0.40			
					1713 - Instructional Assistants - Early Childhood Education	\$18.00	\$18.40	-\$0.40			
									\$1,871,800.00	\$1,741,789.24	\$130,010.76
			Clovis Municipal Schools	11000 - Operational	1000 - Instruction	51100 - Salaries Expense	4010 - Bilingual Education Programs	1413 - Teachers-Early Childhood Ed	\$187,800.00	\$115,927.02	\$71,872.98
1416 - Teachers-Other Instruction	\$1,179,700.00	\$1,323,555.55						-\$143,855.55			
1711 - Instructional Assistants - Grades 1-12	\$0.00	\$39,217.06						-\$39,217.06			
1713 - Instructional Assistants - Early Childhood Education	\$43,253.00	\$37,368.67						\$5,884.33			
51200 - Overtime Expense	4010 - Bilingual Education Programs	1711 - Instructional Assistants - Grades 1-12				\$0.00	\$527.35	-\$527.35			
		1713 - Instructional Assistants - Early Childhood Education				\$500.00	\$544.55	-\$44.55			
51300 - Additional Compensation	4010 - Bilingual Education Programs	1413 - Teachers-Early Childhood Ed				\$3,909.00	\$5,769.90	-\$1,860.90			
		1416 - Teachers-Other Instruction				\$83,848.00	\$82,031.56	\$1,816.44			
		1713 - Instructional Assistants - Early Childhood Education				\$327.00	\$298.52	\$28.48			
52111 - Educational Retirement	4010 - Bilingual Education Programs	1413 - Teachers-Early Childhood Ed				\$32,879.00	\$20,871.08	\$12,007.92			
		1416 - Teachers-Other Instruction				\$216,699.00	\$241,059.11	-\$24,360.11			
		1711 - Instructional Assistants - Grades 1-12				\$0.00	\$6,816.19	-\$6,816.19			
		1713 - Instructional Assistants - Early Childhood Education				\$7,560.00	\$6,553.26	\$1,006.74			
						\$3,835.00	\$2,433.93	\$1,401.07			

Budget Entity	Fund List	Function List	Object List	Program List	Job Class List	Budget (Plan)	Actuals (Reality)	Differences	
			52112 - ERA - Retiree Health	4010 - Bilingual Education Programs	1416 - Teachers-Other Instruction	\$25,271.00	\$28,109.68	-\$2,838.68	
						1711 - Instructional Assistants - Grades 1-12	\$0.00	\$794.90	-\$794.90
						1713 - Instructional Assistants - Early Childhood Education	\$882.00	\$764.22	\$117.78
			52210 - FICA Payments	4010 - Bilingual Education Programs	1413 - Teachers-Early Childhood Ed	\$11,886.00	\$7,281.38	\$4,604.62	
						1416 - Teachers-Other Instruction	\$78,340.00	\$74,147.44	\$4,192.56
						1711 - Instructional Assistants - Grades 1-12	\$0.00	\$2,228.97	-\$2,228.97
						1713 - Instructional Assistants - Early Childhood Education	\$2,733.00	\$2,338.82	\$394.18
			52220 - Medicare Payments	4010 - Bilingual Education Programs	1413 - Teachers-Early Childhood Ed	\$2,780.00	\$1,703.13	\$1,076.87	
						1416 - Teachers-Other Instruction	\$18,322.00	\$17,340.98	\$981.02
						1711 - Instructional Assistants - Grades 1-12	\$0.00	\$521.39	-\$521.39
						1713 - Instructional Assistants - Early Childhood Education	\$640.00	\$546.95	\$93.05
			52311 - Health and Medical Premiums	4010 - Bilingual Education Programs	1413 - Teachers-Early Childhood Ed	\$10,570.00	\$6,328.89	\$4,241.11	
						1416 - Teachers-Other Instruction	\$91,216.00	\$117,166.64	-\$25,950.64
						1711 - Instructional Assistants - Grades 1-12	\$0.00	\$5,206.02	-\$5,206.02
						1713 - Instructional Assistants - Early Childhood Education	\$3,927.00	\$627.20	\$3,299.80
			52312 - Life	4010 - Bilingual Education Programs	1413 - Teachers-Early Childhood Ed	\$190.00	\$128.79	\$61.21	
						1416 - Teachers-Other Instruction	\$1,137.00	\$1,285.99	-\$148.99
						1711 - Instructional Assistants - Grades 1-12	\$0.00	\$113.09	-\$113.09
						1713 - Instructional Assistants - Early Childhood Education	\$127.00	\$115.72	\$11.28
			52315 - Disability	4010 - Bilingual Education Programs	1413 - Teachers-Early Childhood Ed	\$0.00	\$0.00	\$0.00	
						1416 - Teachers-Other Instruction	\$1,510.00	\$2,439.24	-\$929.24
			52710 - Workers Compensation Premium	4010 - Bilingual Education Programs	1413 - Teachers-Early Childhood Ed	\$2,876.00	\$0.00	\$2,876.00	
						1416 - Teachers-Other Instruction	\$18,954.00	\$0.00	\$18,954.00
						1713 - Instructional Assistants - Early Childhood Education	\$662.00	\$0.00	\$662.00
				4010 - Bilingual Education Programs	1413 - Teachers-Early Childhood Ed	\$30.00	\$17.14	\$12.86	
						1416 - Teachers-Other Instruction	\$180.00	\$182.37	-\$2.37

Budget Entity	Fund List	Function List	Object List	Program List	Job Class List	Budget (Plan)	Actuals (Reality)	Differences
			52720 - Workers Compensation Employer's Fee		1711 - Instructional Assistants - Grades 1-12	\$0.00	\$18.40	-\$18.40
					1713 - Instructional Assistants - Early Childhood Education	\$20.00	\$16.10	\$3.90
						\$2,032,563.00	\$2,152,397.20	-\$119,834.20
Cobre Consolidate Schools	11000 - Operationa 1	1000 - Instruction	51100 - Salaries Expense	4010 - Bilingual Education Programs	1411 - Teachers-Grades 1-12	\$425,500.00	\$130,021.00	\$295,479.00
			51300 - Additional Compensation	4010 - Bilingual Education Programs	1411 - Teachers-Grades 1-12	\$30,000.00	\$11,000.00	\$19,000.00
			52111 - Educational Retirement	4010 - Bilingual Education Programs	1411 - Teachers-Grades 1-12	\$0.00	\$24,185.87	-\$24,185.87
			52112 - ERA - Retiree Health	4010 - Bilingual Education Programs	1411 - Teachers-Grades 1-12	\$0.00	\$352.47	-\$352.47
			52210 - FICA Payments	4010 - Bilingual Education Programs	1411 - Teachers-Grades 1-12	\$0.00	\$7,619.44	-\$7,619.44
			52220 - Medicare Payments	4010 - Bilingual Education Programs	1411 - Teachers-Grades 1-12	\$0.00	\$1,782.12	-\$1,782.12
			52311 - Health and Medical Premiums	4010 - Bilingual Education Programs	1411 - Teachers-Grades 1-12	\$0.00	\$26,154.43	-\$26,154.43
			52312 - Life	4010 - Bilingual Education Programs	1411 - Teachers-Grades 1-12	\$0.00	\$131.10	-\$131.10
			52313 - Dental	4010 - Bilingual Education Programs	1411 - Teachers-Grades 1-12	\$0.00	\$1,030.51	-\$1,030.51
			52314 - Vision	4010 - Bilingual Education Programs	1411 - Teachers-Grades 1-12	\$0.00	\$180.87	-\$180.87
			52315 - Disability	4010 - Bilingual Education Programs	1411 - Teachers-Grades 1-12	\$0.00	\$437.27	-\$437.27
Corrales International School	11000 - Operationa 1	1000 - Instruction	51100 - Salaries Expense	4010 - Bilingual Education Programs	1413 - Teachers-Early Childhood Ed	\$78,806.00	\$78,805.22	\$0.78
					1416 - Teachers-Other Instruction	\$126,789.00	\$126,788.22	\$0.78
			51300 - Additional Compensation	4010 - Bilingual Education Programs	1416 - Teachers-Other Instruction	\$24,500.00	\$21,000.72	\$3,499.28
			52111 - Educational Retirement	4010 - Bilingual Education Programs	1413 - Teachers-Early Childhood Ed	\$13,516.00	\$13,515.06	\$0.94
					1416 - Teachers-Other Instruction	\$25,347.00	\$25,346.10	\$0.90
			52112 - ERA - Retiree Health	4010 - Bilingual Education Programs	1413 - Teachers-Early Childhood Ed	\$1,577.00	\$1,576.12	\$0.88
					1416 - Teachers-Other Instruction	\$2,956.00	\$2,955.68	\$0.32
			52210 - FICA Payments	4010 - Bilingual Education Programs	1413 - Teachers-Early Childhood Ed	\$4,632.00	\$4,631.04	\$0.96
1416 - Teachers-Other Instruction	\$8,873.00	\$8,872.08			\$0.92			

Budget Entity	Fund List	Function List	Object List	Program List	Job Class List	Budget (Plan)	Actuals (Reality)	Differences
			52220 - Medicare Payments	4010 - Bilingual Education Programs	1413 - Teachers-Early Childhood Ed	\$1,084.00	\$1,083.16	\$0.84
					1416 - Teachers-Other Instruction	\$2,075.00	\$2,074.82	\$0.18
			52311 - Health and Medical Premiums	4010 - Bilingual Education Programs	1413 - Teachers-Early Childhood Ed	\$4,986.00	\$4,985.88	\$0.12
					1416 - Teachers-Other Instruction	\$6,195.00	\$6,165.64	\$29.36
			52312 - Life	4010 - Bilingual Education Programs	1413 - Teachers-Early Childhood Ed	\$64.00	\$63.12	\$0.88
					1416 - Teachers-Other Instruction	\$127.00	\$126.24	\$0.76
			52313 - Dental	4010 - Bilingual Education Programs	1413 - Teachers-Early Childhood Ed	\$206.00	\$205.92	\$0.08
					1416 - Teachers-Other Instruction	\$822.00	\$821.76	\$0.24
			52314 - Vision	4010 - Bilingual Education Programs	1413 - Teachers-Early Childhood Ed	\$46.00	\$45.12	\$0.88
					1416 - Teachers-Other Instruction	\$46.00	\$45.12	\$0.88
			52315 - Disability	4010 - Bilingual Education Programs	1413 - Teachers-Early Childhood Ed	\$167.00	\$166.96	\$0.04
					1416 - Teachers-Other Instruction	\$131.00	\$130.16	\$0.84
			52500 - Unemployment Compensation	4010 - Bilingual Education Programs	1413 - Teachers-Early Childhood Ed	\$30.00	\$95.09	-\$65.09
					1416 - Teachers-Other Instruction	\$212.00	\$221.99	-\$9.99
52710 - Workers Compensation Premium	4010 - Bilingual Education Programs	1416 - Teachers-Other Instruction	\$1,583.00	\$1,583.00	\$0.00			
52720 - Workers Compensation Employer's Fee	4010 - Bilingual Education Programs	1413 - Teachers-Early Childhood Ed	\$10.00	\$9.20	\$0.80			
		1416 - Teachers-Other Instruction	\$20.00	\$18.40	\$1.60			
						\$304,800.00	\$301,331.82	\$3,468.18
Cuba Independent Schools	11000 - Operationa 1	1000 - Instruction	51100 - Salaries Expense	4010 - Bilingual Education Programs	1416 - Teachers-Other Instruction	\$134,534.00	\$273,560.46	-\$139,026.46
			51300 - Additional Compensation	4010 - Bilingual Education Programs	1416 - Teachers-Other Instruction	\$0.00	\$9,215.00	-\$9,215.00
			52111 - Educational Retirement	4010 - Bilingual Education Programs	1416 - Teachers-Other Instruction	\$65,252.00	\$54,373.77	\$10,878.23
			52112 - ERA - Retiree Health	4010 - Bilingual Education Programs	1416 - Teachers-Other Instruction	\$9,884.00	\$6,341.31	\$3,542.69
			52210 - FICA Payments	4010 - Bilingual Education Programs	1416 - Teachers-Other Instruction	\$34,176.00	\$19,076.04	\$15,099.96
			52220 - Medicare Payments	4010 - Bilingual Education Programs	1416 - Teachers-Other Instruction	\$6,744.00	\$4,461.26	\$2,282.74
			52311 - Health and Medical Premiums	4010 - Bilingual Education Programs	1416 - Teachers-Other Instruction	\$23,514.00	\$10,445.01	\$13,068.99
			52312 - Life	4010 - Bilingual Education Programs	1416 - Teachers-Other Instruction	\$466.00	\$307.74	\$158.26

Budget Entity	Fund List	Function List	Object List	Program List	Job Class List	Budget (Plan)	Actuals (Reality)	Differences
			52313 - Dental	4010 - Bilingual Education Programs	1416 - Teachers-Other Instruction	\$1,885.00	\$1,126.80	\$758.20
			52314 - Vision	4010 - Bilingual Education Programs	1416 - Teachers-Other Instruction	\$572.00	\$217.38	\$354.62
			52315 - Disability	4010 - Bilingual Education Programs	1416 - Teachers-Other Instruction	\$1,053.00	\$621.36	\$431.64
			52720 - Workers Compensation Employer's Fee	4010 - Bilingual Education Programs	1416 - Teachers-Other Instruction	\$52.00	\$40.43	\$11.57
						\$278,132.00	\$379,786.56	-\$101,654.56
Deming Public Schools	11000 - Operationa 1	1000 - Instruction	51100 - Salaries Expense	4010 - Bilingual Education Programs	1413 - Teachers-Early Childhood Ed	\$65,660.00	\$84,853.36	-\$19,193.36
					1416 - Teachers-Other Instruction	\$1,405,677.00	\$1,255,926.53	\$149,750.47
					1711 - Instructional Assistants - Grades 1-12	\$43,553.00	\$43,249.45	\$303.55
			51300 - Additional Compensation	4010 - Bilingual Education Programs	1416 - Teachers-Other Instruction	\$0.00	\$3,500.00	-\$3,500.00
					1711 - Instructional Assistants - Grades 1-12	\$0.00	\$2,684.46	-\$2,684.46
			52111 - Educational Retirement	4010 - Bilingual Education Programs	1413 - Teachers-Early Childhood Ed	\$11,261.00	\$14,552.44	-\$3,291.44
					1416 - Teachers-Other Instruction	\$205,060.00	\$215,993.56	-\$10,933.56
					1711 - Instructional Assistants - Grades 1-12	\$7,380.00	\$7,877.75	-\$497.75
			52112 - ERA - Retiree Health	4010 - Bilingual Education Programs	1413 - Teachers-Early Childhood Ed	\$1,313.00	\$1,697.22	-\$384.22
					1416 - Teachers-Other Instruction	\$23,916.00	\$25,189.84	-\$1,273.84
					1711 - Instructional Assistants - Grades 1-12	\$861.00	\$918.67	-\$57.67
			52210 - FICA Payments	4010 - Bilingual Education Programs	1413 - Teachers-Early Childhood Ed	\$3,576.00	\$4,655.76	-\$1,079.76
					1416 - Teachers-Other Instruction	\$69,714.00	\$74,528.96	-\$4,814.96
					1711 - Instructional Assistants - Grades 1-12	\$2,700.00	\$2,847.91	-\$147.91
			52220 - Medicare Payments	4010 - Bilingual Education Programs	1413 - Teachers-Early Childhood Ed	\$836.00	\$1,088.89	-\$252.89
					1416 - Teachers-Other Instruction	\$16,305.00	\$17,430.56	-\$1,125.56
					1711 - Instructional Assistants - Grades 1-12	\$632.00	\$665.99	-\$33.99
			52311 - Health and Medical Premiums	4010 - Bilingual Education Programs	1413 - Teachers-Early Childhood Ed	\$11,782.00	\$14,699.75	-\$2,917.75
					1416 - Teachers-Other Instruction	\$89,952.00	\$76,653.98	\$13,298.02
1711 - Instructional Assistants - Grades 1-12	\$0.00	\$1.62			-\$1.62			
52312 - Life			1413 - Teachers-Early Childhood Ed	\$63.00	\$93.86	-\$30.86		

Budget Entity	Fund List	Function List	Object List	Program List	Job Class List	Budget (Plan)	Actuals (Reality)	Differences
				4010 - Bilingual Education Programs	1416 - Teachers-Other Instruction	\$1,236.00	\$1,320.62	-\$84.62
					1711 - Instructional Assistants - Grades 1-12	\$126.00	\$134.13	-\$8.13
			52313 - Dental	4010 - Bilingual Education Programs	1413 - Teachers-Early Childhood Ed	\$201.00	\$300.44	-\$99.44
					1416 - Teachers-Other Instruction	\$3,828.00	\$3,247.32	\$580.68
			52315 - Disability	4010 - Bilingual Education Programs	1413 - Teachers-Early Childhood Ed	\$60.00	\$118.83	-\$58.83
					1416 - Teachers-Other Instruction	\$1,210.00	\$1,448.23	-\$238.23
					1711 - Instructional Assistants - Grades 1-12	\$47.00	\$51.20	-\$4.20
			52500 - Unemployment Compensation	4010 - Bilingual Education Programs	1413 - Teachers-Early Childhood Ed	\$0.00	\$0.00	\$0.00
					1416 - Teachers-Other Instruction	\$0.00	\$0.00	\$0.00
					1711 - Instructional Assistants - Grades 1-12	\$0.00	\$0.00	\$0.00
			52720 - Workers Compensation Employer's Fee	4010 - Bilingual Education Programs	1413 - Teachers-Early Childhood Ed	\$9.00	\$13.33	-\$4.33
					1416 - Teachers-Other Instruction	\$179.00	\$193.15	-\$14.15
					1711 - Instructional Assistants - Grades 1-12	\$18.00	\$20.70	-\$2.70
Dexter Consolidated School District	11000 - Operationa 1	1000 - Instruction	51100 - Salaries Expense	4010 - Bilingual Education Programs	1416 - Teachers-Other Instruction	\$365,497.00	\$339,987.03	\$25,509.97
			51300 - Additional Compensation	4010 - Bilingual Education Programs	1416 - Teachers-Other Instruction	\$500.00	\$0.00	\$500.00
			52111 - Educational Retirement	4010 - Bilingual Education Programs	1416 - Teachers-Other Instruction	\$62,683.00	\$58,307.78	\$4,375.22
			52112 - ERA - Retiree Health	4010 - Bilingual Education Programs	1416 - Teachers-Other Instruction	\$7,310.00	\$6,799.48	\$510.52
			52210 - FICA Payments	4010 - Bilingual Education Programs	1416 - Teachers-Other Instruction	\$22,661.00	\$19,840.25	\$2,820.75
			52220 - Medicare Payments	4010 - Bilingual Education Programs	1416 - Teachers-Other Instruction	\$5,300.00	\$4,640.10	\$659.90
			52311 - Health and Medical Premiums	4010 - Bilingual Education Programs	1416 - Teachers-Other Instruction	\$29,422.00	\$26,830.50	\$2,591.50
			52312 - Life	4010 - Bilingual Education Programs	1416 - Teachers-Other Instruction	\$150.00	\$152.28	-\$2.28
			52313 - Dental	4010 - Bilingual Education Programs	1416 - Teachers-Other Instruction	\$1,214.00	\$1,147.62	\$66.38
			52314 - Vision	4010 - Bilingual Education Programs	1416 - Teachers-Other Instruction	\$223.00	\$310.32	-\$87.32

Budget Entity	Fund List	Function List	Object List	Program List	Job Class List	Budget (Plan)	Actuals (Reality)	Differences
			52720 - Workers Compensation Employer's Fee	4010 - Bilingual Education Programs	1416 - Teachers-Other Instruction	\$0.00	\$32.88	-\$32.88
						\$494,960.00	\$458,048.24	\$36,911.76
Dream Dine' Charter School	11000 - Operationa 1	1000 - Instruction	51300 - Additional Compensation	4010 - Bilingual Education Programs	1411 - Teachers-Grades 1-12	\$0.00	\$500.00	-\$500.00
			52210 - FICA Payments	4010 - Bilingual Education Programs	1411 - Teachers-Grades 1-12	\$0.00	\$31.00	-\$31.00
			52220 - Medicare Payments	4010 - Bilingual Education Programs	1411 - Teachers-Grades 1-12	\$0.00	\$7.25	-\$7.25
						\$0.00	\$538.25	-\$538.25
Dulce Independent Schools	11000 - Operationa 1	1000 - Instruction	51100 - Salaries Expense	4010 - Bilingual Education Programs	1416 - Teachers-Other Instruction	\$150,171.00	\$145,714.98	\$4,456.02
			51300 - Additional Compensation	4010 - Bilingual Education Programs	1411 - Teachers-Grades 1-12	\$0.00	\$0.00	\$0.00
					1416 - Teachers-Other Instruction	\$0.00	\$347.84	-\$347.84
			52111 - Educational Retirement	4010 - Bilingual Education Programs	1416 - Teachers-Other Instruction	\$0.00	\$25,943.92	-\$25,943.92
			52112 - ERA - Retiree Health	4010 - Bilingual Education Programs	1416 - Teachers-Other Instruction	\$0.00	\$2,952.79	-\$2,952.79
			52210 - FICA Payments	4010 - Bilingual Education Programs	1416 - Teachers-Other Instruction	\$0.00	\$8,808.61	-\$8,808.61
			52220 - Medicare Payments	4010 - Bilingual Education Programs	1416 - Teachers-Other Instruction	\$0.00	\$2,051.47	-\$2,051.47
			52311 - Health and Medical Premiums	4010 - Bilingual Education Programs	1416 - Teachers-Other Instruction	\$0.00	\$18,366.58	-\$18,366.58
			52312 - Life	4010 - Bilingual Education Programs	1416 - Teachers-Other Instruction	\$0.00	\$114.28	-\$114.28
			52313 - Dental	4010 - Bilingual Education Programs	1416 - Teachers-Other Instruction	\$0.00	\$722.28	-\$722.28
			52314 - Vision	4010 - Bilingual Education Programs	1416 - Teachers-Other Instruction	\$0.00	\$110.84	-\$110.84
			52315 - Disability	4010 - Bilingual Education Programs	1416 - Teachers-Other Instruction	\$0.00	\$31.66	-\$31.66
			52720 - Workers Compensation Employer's Fee	4010 - Bilingual Education Programs	1416 - Teachers-Other Instruction	\$0.00	\$19.00	-\$19.00
			\$150,171.00	\$205,184.25	-\$55,013.25			
Dzil Dit L'ooi School of		1000 - Instruction	51100 - Salaries Expense	4010 - Bilingual Education Programs	1411 - Teachers-Grades 1-12	\$52,782.00		\$52,782.00

Budget Entity	Fund List	Function List	Object List	Program List	Job Class List	Budget (Plan)	Actuals (Reality)	Differences		
Empowerment & Perseverance	11000 - Operationa 1					\$52,782.00	\$0.00	\$52,782.00		
Espanola Public School District	11000 - Operationa 1	1000 - Instruction	51100 - Salaries Expense	4010 - Bilingual Education Programs	1416 - Teachers-Other Instruction	\$858,520.00	\$861,902.22	-\$3,382.22		
			51300 - Additional Compensation	4010 - Bilingual Education Programs	1416 - Teachers-Other Instruction	\$127,000.00	\$134,719.49	-\$7,719.49		
			52111 - Educational Retirement	4010 - Bilingual Education Programs	1416 - Teachers-Other Instruction	\$169,017.00	\$170,761.97	-\$1,744.97		
			52112 - ERA - Retiree Health	4010 - Bilingual Education Programs	1416 - Teachers-Other Instruction	\$19,710.00	\$19,913.70	-\$203.70		
			52210 - FICA Payments	4010 - Bilingual Education Programs	1416 - Teachers-Other Instruction	\$61,102.00	\$58,106.43	\$2,995.57		
			52220 - Medicare Payments	4010 - Bilingual Education Programs	1416 - Teachers-Other Instruction	\$14,290.00	\$13,589.05	\$700.95		
			52311 - Health and Medical Premiums	4010 - Bilingual Education Programs	1416 - Teachers-Other Instruction	\$70,364.00	\$69,675.58	\$688.42		
			52312 - Life	4010 - Bilingual Education Programs	1416 - Teachers-Other Instruction	\$874.00	\$928.56	-\$54.56		
			52313 - Dental	4010 - Bilingual Education Programs	1416 - Teachers-Other Instruction	\$3,001.00	\$2,784.60	\$216.40		
			52314 - Vision	4010 - Bilingual Education Programs	1416 - Teachers-Other Instruction	\$574.00	\$560.49	\$13.51		
			52315 - Disability	4010 - Bilingual Education Programs	1416 - Teachers-Other Instruction	\$1,173.00	\$1,006.84	\$166.16		
			52720 - Workers Compensation Employer's Fee	4010 - Bilingual Education Programs	1416 - Teachers-Other Instruction	\$0.00	\$134.32	-\$134.32		
								\$1,325,625.00	\$1,334,083.25	-\$8,458.25
			Estancia Municipal Schools	11000 - Operationa 1	1000 - Instruction	51100 - Salaries Expense	4010 - Bilingual Education Programs	1416 - Teachers-Other Instruction	\$0.00	\$10,053.94
52111 - Educational Retirement	4010 - Bilingual Education Programs	1416 - Teachers-Other Instruction				\$0.00	\$1,724.32	-\$1,724.32		
52112 - ERA - Retiree Health	4010 - Bilingual Education Programs	1416 - Teachers-Other Instruction				\$0.00	\$200.98	-\$200.98		
52210 - FICA Payments	4010 - Bilingual Education Programs	1416 - Teachers-Other Instruction				\$0.00	\$605.70	-\$605.70		
52220 - Medicare Payments	4010 - Bilingual Education Programs	1416 - Teachers-Other Instruction				\$0.00	\$141.54	-\$141.54		

Budget Entity	Fund List	Function List	Object List	Program List	Job Class List	Budget (Plan)	Actuals (Reality)	Differences
			52312 - Life	4010 - Bilingual Education Programs	1416 - Teachers-Other Instruction	\$0.00	\$8.94	-\$8.94
			52314 - Vision	4010 - Bilingual Education Programs	1416 - Teachers-Other Instruction	\$0.00	\$14.58	-\$14.58
			52720 - Workers Compensation Employer's Fee	4010 - Bilingual Education Programs	1416 - Teachers-Other Instruction	\$0.00	\$1.12	-\$1.12
						\$0.00	\$12,751.12	-\$12,751.12
Eunice Public Schools	11000 - Operationa 1	1000 - Instruction	51100 - Salaries Expense	4010 - Bilingual Education Programs	1416 - Teachers-Other Instruction	\$66,175.00	\$66,175.00	\$0.00
					1711 - Instructional Assistants - Grades 1-12	\$42,800.00	\$42,513.24	\$286.76
			51300 - Additional Compensation	4010 - Bilingual Education Programs	1416 - Teachers-Other Instruction	\$10,000.00	\$6,271.00	\$3,729.00
					1711 - Instructional Assistants - Grades 1-12	\$14,500.00	\$10,000.00	\$4,500.00
			52111 - Educational Retirement	4010 - Bilingual Education Programs	1416 - Teachers-Other Instruction	\$12,640.00	\$12,424.54	\$215.46
					1711 - Instructional Assistants - Grades 1-12	\$8,542.00	\$9,006.14	-\$464.14
			52112 - ERA - Retiree Health	4010 - Bilingual Education Programs	1416 - Teachers-Other Instruction	\$1,858.00	\$1,448.88	\$409.12
					1711 - Instructional Assistants - Grades 1-12	\$996.00	\$1,050.25	-\$54.25
			52210 - FICA Payments	4010 - Bilingual Education Programs	1416 - Teachers-Other Instruction	\$4,697.00	\$4,223.01	\$473.99
					1711 - Instructional Assistants - Grades 1-12	\$3,092.00	\$2,217.58	\$874.42
			52220 - Medicare Payments	4010 - Bilingual Education Programs	1416 - Teachers-Other Instruction	\$1,365.00	\$987.54	\$377.46
					1711 - Instructional Assistants - Grades 1-12	\$723.00	\$518.62	\$204.38
			52311 - Health and Medical Premiums	4010 - Bilingual Education Programs	1416 - Teachers-Other Instruction	\$6,195.00	\$6,194.88	\$0.12
1711 - Instructional Assistants - Grades 1-12	\$29,810.00	\$29,809.92			\$0.08			
52312 - Life	4010 - Bilingual Education Programs	1416 - Teachers-Other Instruction	\$65.00	\$63.12	\$1.88			
		1711 - Instructional Assistants - Grades 1-12	\$127.00	\$126.24	\$0.76			
52313 - Dental	4010 - Bilingual Education Programs	1416 - Teachers-Other Instruction	\$206.00	\$205.92	\$0.08			
		1711 - Instructional Assistants - Grades 1-12	\$1,092.00	\$1,091.76	\$0.24			
52314 - Vision	4010 - Bilingual Education Programs	1416 - Teachers-Other Instruction	\$102.00	\$99.58	\$2.42			
		1711 - Instructional Assistants - Grades 1-12	\$255.00	\$192.00	\$63.00			

Budget Entity	Fund List	Function List	Object List	Program List	Job Class List	Budget (Plan)	Actuals (Reality)	Differences
			52315 - Disability	4010 - Bilingual Education Programs	1711 - Instructional Assistants - Grades 1-12	\$195.00	\$155.16	\$39.84
			52720 - Workers Compensation Employer's Fee	4010 - Bilingual Education Programs	1416 - Teachers-Other Instruction	\$20.00	\$17.20	\$2.80
					1711 - Instructional Assistants - Grades 1-12	\$35.00	\$34.40	\$0.60
						\$205,490.00	\$194,825.98	\$10,664.02
Farmington Municipal Schools	11000 - Operationa 1	1000 - Instruction	51100 - Salaries Expense	4010 - Bilingual Education Programs	1416 - Teachers-Other Instruction	\$1,218,898.00	\$1,129,112.49	\$89,785.51
					1711 - Instructional Assistants - Grades 1-12	\$0.00	\$307,148.00	-\$307,148.00
			51300 - Additional Compensation	4010 - Bilingual Education Programs	1416 - Teachers-Other Instruction	\$0.00	\$22,500.00	-\$22,500.00
					1621 - Summer School/After School	\$26,352.00	\$0.00	\$26,352.00
			52111 - Educational Retirement	4010 - Bilingual Education Programs	1416 - Teachers-Other Instruction	\$183,827.00	\$200,621.84	-\$16,794.84
					1711 - Instructional Assistants - Grades 1-12	\$0.00	\$43,251.17	-\$43,251.17
			52112 - ERA - Retiree Health	4010 - Bilingual Education Programs	1411 - Teachers-Grades 1-12	\$564,557.00	\$0.00	\$564,557.00
					1416 - Teachers-Other Instruction	\$23,887.00	\$22,761.55	\$1,125.45
					1711 - Instructional Assistants - Grades 1-12	\$0.00	\$5,044.06	-\$5,044.06
			52210 - FICA Payments	4010 - Bilingual Education Programs	1411 - Teachers-Grades 1-12	\$1,214,989.00	\$0.00	\$1,214,989.00
					1416 - Teachers-Other Instruction	\$61,097.00	\$63,703.30	-\$2,606.30
					1711 - Instructional Assistants - Grades 1-12	\$0.00	\$14,921.99	-\$14,921.99
			52220 - Medicare Payments	4010 - Bilingual Education Programs	1411 - Teachers-Grades 1-12	\$378,421.00	\$0.00	\$378,421.00
					1416 - Teachers-Other Instruction	\$23,318.00	\$15,062.58	\$8,255.42
					1711 - Instructional Assistants - Grades 1-12	\$0.00	\$3,489.79	-\$3,489.79
			52311 - Health and Medical Premiums	4010 - Bilingual Education Programs	1411 - Teachers-Grades 1-12	\$3,246,626.00	\$0.00	\$3,246,626.00
					1416 - Teachers-Other Instruction	\$113,097.00	\$104,624.46	\$8,472.54
					1621 - Summer School/After School	\$2,400.00	\$0.00	\$2,400.00
					1711 - Instructional Assistants - Grades 1-12	\$198,482.00	\$0.00	\$198,482.00
			52312 - Life	4010 - Bilingual Education Programs	1416 - Teachers-Other Instruction	\$1,752.00	\$1,523.87	\$228.13
1621 - Summer School/After School	\$95.00	\$0.00			\$95.00			
1711 - Instructional Assistants - Grades 1-12	\$0.00	\$516.07			-\$516.07			
52313 - Dental	4010 - Bilingual Education Programs	1416 - Teachers-Other Instruction	\$5,853.00	\$5,371.80	\$481.20			
		1621 - Summer School/After School	\$103.00	\$0.00	\$103.00			

Budget Entity	Fund List	Function List	Object List	Program List	Job Class List	Budget (Plan)	Actuals (Reality)	Differences	
					1711 - Instructional Assistants - Grades 1-12	\$11,592.00	\$2,760.95	\$8,831.05	
			52314 - Vision	4010 - Bilingual Education Programs	1411 - Teachers-Grades 1-12	\$27,056.00	\$0.00	\$27,056.00	
						1416 - Teachers-Other Instruction	\$1,060.00	\$1,016.80	\$43.20
						1621 - Summer School/After School	\$17.00	\$0.00	\$17.00
						1711 - Instructional Assistants - Grades 1-12	\$1,985.00	\$395.51	\$1,589.49
			52315 - Disability	4010 - Bilingual Education Programs	1416 - Teachers-Other Instruction	\$5,662.00	\$5,431.58	\$230.42	
						1621 - Summer School/After School	\$253.00	\$0.00	\$253.00
						1711 - Instructional Assistants - Grades 1-12	\$3,910.00	\$969.64	\$2,940.36
			52720 - Workers Compensation Employer's Fee	4010 - Bilingual Education Programs	1416 - Teachers-Other Instruction	\$221.00	\$163.17	\$57.83	
						1711 - Instructional Assistants - Grades 1-12	\$0.00	\$115.00	-\$115.00
		2200 - Support Services-Instruction	51100 - Salaries Expense	4010 - Bilingual Education Programs	1211 - Coordinator/Subject Matter Specialist	\$0.00	\$204,050.00	-\$204,050.00	
							1217 - Secretarial/Clerical/Technical Assistants	\$0.00	\$78,271.76
				52111 - Educational Retirement	4010 - Bilingual Education Programs	1217 - Secretarial/Clerical/Technical Assistants	\$0.00	\$10,899.20	-\$10,899.20
				52112 - ERA - Retiree Health	4010 - Bilingual Education Programs	1217 - Secretarial/Clerical/Technical Assistants	\$0.00	\$1,270.99	-\$1,270.99
				52210 - FICA Payments	4010 - Bilingual Education Programs	1217 - Secretarial/Clerical/Technical Assistants	\$0.00	\$3,188.84	-\$3,188.84
				52220 - Medicare Payments	4010 - Bilingual Education Programs	1211 - Coordinator/Subject Matter Specialist	\$0.00	\$2,803.53	-\$2,803.53
							1217 - Secretarial/Clerical/Technical Assistants	\$0.00	\$745.78
				52311 - Health and Medical Premiums	4010 - Bilingual Education Programs	1211 - Coordinator/Subject Matter Specialist	\$0.00	\$13,965.87	-\$13,965.87
							1217 - Secretarial/Clerical/Technical Assistants	\$0.00	\$18,605.51
				52312 - Life	4010 - Bilingual Education Programs	1217 - Secretarial/Clerical/Technical Assistants	\$0.00	\$123.06	-\$123.06
				52313 - Dental	4010 - Bilingual Education Programs	1217 - Secretarial/Clerical/Technical Assistants	\$0.00	\$1,077.72	-\$1,077.72
				52314 - Vision	4010 - Bilingual Education Programs	1211 - Coordinator/Subject Matter Specialist	\$0.00	\$141.85	-\$141.85

Budget Entity	Fund List	Function List	Object List	Program List	Job Class List	Budget (Plan)	Actuals (Reality)	Differences			
					1217 - Secretarial/Clerical/Technical Assistants	\$0.00	\$178.08	-\$178.08			
			52315 - Disability	4010 - Bilingual Education Programs	1217 - Secretarial/Clerical/Technical Assistants	\$0.00	\$406.98	-\$406.98			
			52720 - Workers Compensation Employer's Fee	4010 - Bilingual Education Programs	1217 - Secretarial/Clerical/Technical Assistants	\$0.00	\$23.00	-\$23.00			
						\$7,315,510.00	\$2,286,257.79	\$5,029,252.21			
Gadsden Independent Schools	11000 - Operational	1000 - Instruction	51100 - Salaries Expense	4010 - Bilingual Education Programs	1413 - Teachers-Early Childhood Ed	\$0.00	\$119,549.21	-\$119,549.21			
					1711 - Instructional Assistants - Grades 1-12	\$326,077.00	\$315,917.07	\$10,159.93			
					1713 - Instructional Assistants - Early Childhood Education	\$433,580.00	\$367,407.00	\$66,173.00			
			51300 - Additional Compensation	4010 - Bilingual Education Programs	1411 - Teachers-Grades 1-12	\$35,000.00	\$25,806.25	\$9,193.75			
					1413 - Teachers-Early Childhood Ed	\$14,000.00	\$14,000.00	\$0.00			
					1711 - Instructional Assistants - Grades 1-12	\$98,000.00	\$101,500.00	-\$3,500.00			
					1713 - Instructional Assistants - Early Childhood Education	\$126,000.00	\$112,000.00	\$14,000.00			
			52111 - Educational Retirement	4010 - Bilingual Education Programs	1411 - Teachers-Grades 1-12	\$0.00	\$4,407.25	-\$4,407.25			
					1413 - Teachers-Early Childhood Ed	\$2,401.00	\$20,502.58	-\$18,101.58			
					1711 - Instructional Assistants - Grades 1-12	\$72,730.00	\$54,180.17	\$18,549.83			
					1713 - Instructional Assistants - Early Childhood Education	\$95,968.00	\$63,010.21	\$32,957.79			
			52112 - ERA - Retiree Health	4010 - Bilingual Education Programs	1411 - Teachers-Grades 1-12	\$0.00	\$516.14	-\$516.14			
					1413 - Teachers-Early Childhood Ed	\$280.00	\$2,390.85	-\$2,110.85			
					1711 - Instructional Assistants - Grades 1-12	\$8,482.00	\$6,318.29	\$2,163.71			
					1713 - Instructional Assistants - Early Childhood Education	\$11,192.00	\$7,348.38	\$3,843.62			
			52210 - FICA Payments	4010 - Bilingual Education Programs	1411 - Teachers-Grades 1-12	\$0.00	\$1,500.06	-\$1,500.06			
					1413 - Teachers-Early Childhood Ed	\$868.00	\$7,590.24	-\$6,722.24			
					1711 - Instructional Assistants - Grades 1-12	\$26,293.00	\$24,873.21	\$1,419.79			
					1713 - Instructional Assistants - Early Childhood Education	\$34,694.00	\$29,201.23	\$5,492.77			
								1411 - Teachers-Grades 1-12	\$0.00	\$351.03	-\$351.03

Budget Entity	Fund List	Function List	Object List	Program List	Job Class List	Budget (Plan)	Actuals (Reality)	Differences	
			52220 - Medicare Payments	4010 - Bilingual Education Programs	1413 - Teachers-Early Childhood Ed	\$203.00	\$1,775.12	-\$1,572.12	
						1711 - Instructional Assistants - Grades 1-12	\$6,150.00	\$5,817.01	\$332.99
						1713 - Instructional Assistants - Early Childhood Education	\$8,114.00	\$6,829.41	\$1,284.59
			52311 - Health and Medical Premiums	4010 - Bilingual Education Programs	1413 - Teachers-Early Childhood Ed	\$0.00	\$15,757.05	-\$15,757.05	
						1711 - Instructional Assistants - Grades 1-12	\$32,302.00	\$28,152.04	\$4,149.96
						1713 - Instructional Assistants - Early Childhood Education	\$42,951.00	\$11,539.53	\$31,411.47
			52312 - Life	4010 - Bilingual Education Programs	1413 - Teachers-Early Childhood Ed	\$0.00	\$106.71	-\$106.71	
						1711 - Instructional Assistants - Grades 1-12	\$473.00	\$925.92	-\$452.92
						1713 - Instructional Assistants - Early Childhood Education	\$629.00	\$1,049.82	-\$420.82
			52313 - Dental	4010 - Bilingual Education Programs	1413 - Teachers-Early Childhood Ed	\$0.00	\$986.38	-\$986.38	
						1711 - Instructional Assistants - Grades 1-12	\$1,523.00	\$953.72	\$569.28
						1713 - Instructional Assistants - Early Childhood Education	\$2,025.00	\$984.22	\$1,040.78
			52314 - Vision	4010 - Bilingual Education Programs	1413 - Teachers-Early Childhood Ed	\$0.00	\$44.95	-\$44.95	
						1711 - Instructional Assistants - Grades 1-12	\$327.00	\$351.63	-\$24.63
						1713 - Instructional Assistants - Early Childhood Education	\$434.00	\$185.97	\$248.03
			52315 - Disability	4010 - Bilingual Education Programs	1413 - Teachers-Early Childhood Ed	\$0.00	\$244.65	-\$244.65	
						1711 - Instructional Assistants - Grades 1-12	\$307.00	\$152.56	\$154.44
						1713 - Instructional Assistants - Early Childhood Education	\$408.00	\$310.36	\$97.64
			52500 - Unemployment Compensation	4010 - Bilingual Education Programs	1411 - Teachers-Grades 1-12	\$0.00	\$18.81	-\$18.81	
						1413 - Teachers-Early Childhood Ed	\$0.00	\$99.22	-\$99.22
						1711 - Instructional Assistants - Grades 1-12	\$252.00	\$309.81	-\$57.81
						1713 - Instructional Assistants - Early Childhood Education	\$334.00	\$355.89	-\$21.89
				4010 - Bilingual Education Programs	1411 - Teachers-Grades 1-12	\$0.00	\$120.12	-\$120.12	
						1413 - Teachers-Early Childhood Ed	\$0.00	\$1,061.27	-\$1,061.27

Budget Entity	Fund List	Function List	Object List	Program List	Job Class List	Budget (Plan)	Actuals (Reality)	Differences
			52710 - Workers Compensation Premium		1711 - Instructional Assistants - Grades 1-12	\$9,616.00	\$2,608.07	\$7,007.93
					1713 - Instructional Assistants - Early Childhood Education	\$12,787.00	\$3,360.00	\$9,427.00
			52720 - Workers Compensation Employer's Fee	4010 - Bilingual Education Programs	1413 - Teachers-Early Childhood Ed	\$0.00	\$15.56	-\$15.56
					1711 - Instructional Assistants - Grades 1-12	\$72.00	\$135.70	-\$63.70
					1713 - Instructional Assistants - Early Childhood Education	\$95.00	\$161.00	-\$66.00
						\$1,404,567.00	\$1,362,781.67	\$41,785.33
Gallup-McKinley County Schools	11000 - Operationa 1	1000 - Instruction	51100 - Salaries Expense	4010 - Bilingual Education Programs	1416 - Teachers-Other Instruction	\$510,597.00	\$509,996.70	\$600.30
			51300 - Additional Compensation	4010 - Bilingual Education Programs	1411 - Teachers-Grades 1-12	\$8,600.00	\$2,693.75	\$5,906.25
					1416 - Teachers-Other Instruction	\$143,063.00	\$114,188.74	\$28,874.26
					1711 - Instructional Assistants - Grades 1-12	\$0.00	\$0.00	\$0.00
			52111 - Educational Retirement	4010 - Bilingual Education Programs	1411 - Teachers-Grades 1-12	\$1,322.00	\$461.98	\$860.02
					1416 - Teachers-Other Instruction	\$101,093.00	\$107,047.30	-\$5,954.30
			52112 - ERA - Retiree Health	4010 - Bilingual Education Programs	1411 - Teachers-Grades 1-12	\$160.00	\$53.88	\$106.12
					1415 - Teachers-Vocational and Technical	\$72.00	\$0.00	\$72.00
					1416 - Teachers-Other Instruction	\$11,865.00	\$12,483.73	-\$618.73
			52210 - FICA Payments	4010 - Bilingual Education Programs	1411 - Teachers-Grades 1-12	\$499.00	\$168.19	\$330.81
					1416 - Teachers-Other Instruction	\$37,302.00	\$39,534.48	-\$2,232.48
			52220 - Medicare Payments	4010 - Bilingual Education Programs	1411 - Teachers-Grades 1-12	\$119.00	\$39.33	\$79.67
					1416 - Teachers-Other Instruction	\$8,861.00	\$9,246.17	-\$385.17
			52311 - Health and Medical Premiums	4010 - Bilingual Education Programs	1416 - Teachers-Other Instruction	\$0.00	\$0.00	\$0.00
			52312 - Life	4010 - Bilingual Education Programs	1416 - Teachers-Other Instruction	\$604.00	\$599.39	\$4.61
52313 - Dental	4010 - Bilingual Education Programs	1416 - Teachers-Other Instruction	\$2,743.00	\$2,614.56	\$128.44			
52314 - Vision	4010 - Bilingual Education Programs	1416 - Teachers-Other Instruction	\$412.00	\$394.33	\$17.67			
52500 - Unemployment Compensation	4010 - Bilingual Education Programs	1416 - Teachers-Other Instruction	\$0.00	\$0.00	\$0.00			
				1411 - Teachers-Grades 1-12	\$28.00	\$0.00	\$28.00	

Budget Entity	Fund List	Function List	Object List	Program List	Job Class List	Budget (Plan)	Actuals (Reality)	Differences
			52710 - Workers Compensation Premium	4010 - Bilingual Education Programs	1416 - Teachers-Other Instruction	\$6,057.00	\$6,052.38	\$4.62
			52720 - Workers Compensation Employer's Fee	4010 - Bilingual Education Programs	1411 - Teachers-Grades 1-12	\$50.00	\$0.00	\$50.00
					1416 - Teachers-Other Instruction	\$610.00	\$78.14	\$531.86
						\$834,057.00	\$805,653.05	\$28,403.95
Hagerman Municipal Schools	11000 - Operational	1000 - Instruction	51100 - Salaries Expense	4010 - Bilingual Education Programs	1416 - Teachers-Other Instruction	\$124,200.00	\$124,200.00	\$0.00
			52111 - Educational Retirement	4010 - Bilingual Education Programs	1416 - Teachers-Other Instruction	\$21,300.00	\$21,300.25	-\$0.25
			52112 - ERA - Retiree Health	4010 - Bilingual Education Programs	1416 - Teachers-Other Instruction	\$2,484.00	\$2,484.00	\$0.00
			52210 - FICA Payments	4010 - Bilingual Education Programs	1416 - Teachers-Other Instruction	\$7,700.00	\$7,038.05	\$661.95
			52220 - Medicare Payments	4010 - Bilingual Education Programs	1416 - Teachers-Other Instruction	\$1,801.00	\$1,645.93	\$155.07
			52311 - Health and Medical Premiums	4010 - Bilingual Education Programs	1416 - Teachers-Other Instruction	\$21,931.00	\$15,661.58	\$6,269.42
			52312 - Life	4010 - Bilingual Education Programs	1416 - Teachers-Other Instruction	\$64.00	\$63.36	\$0.64
			52313 - Dental	4010 - Bilingual Education Programs	1416 - Teachers-Other Instruction	\$822.00	\$821.76	\$0.24
			52314 - Vision	4010 - Bilingual Education Programs	1416 - Teachers-Other Instruction	\$147.00	\$146.88	\$0.12
			52710 - Workers Compensation Premium	4010 - Bilingual Education Programs	1411 - Teachers-Grades 1-12	\$2,800.00	\$2,800.00	\$0.00
			52720 - Workers Compensation Employer's Fee	4010 - Bilingual Education Programs	1412 - Teachers- Special Education	\$18.00	\$0.00	\$18.00
					1416 - Teachers-Other Instruction	\$0.00	\$18.33	-\$18.33
Hatch Valley Municipal Schools	11000 - Operational	1000 - Instruction	51100 - Salaries Expense	4010 - Bilingual Education Programs	1413 - Teachers-Early Childhood Ed	\$121,800.00	\$108,290.16	\$13,509.84
					1416 - Teachers-Other Instruction	\$959,980.00	\$828,501.09	\$131,478.91
					1711 - Instructional Assistants - Grades 1-12	\$12,000.00	\$4,950.00	\$7,050.00
					1713 - Instructional Assistants - Early Childhood Education	\$21,000.00	\$19,849.89	\$1,150.11
								1413 - Teachers-Early Childhood Ed

Budget Entity	Fund List	Function List	Object List	Program List	Job Class List	Budget (Plan)	Actuals (Reality)	Differences
			51300 - Additional Compensation	4010 - Bilingual Education Programs	1416 - Teachers-Other Instruction	\$60,000.00	\$0.00	\$60,000.00
					1713 - Instructional Assistants - Early Childhood Education	\$0.00	\$0.00	\$0.00
			52111 - Educational Retirement	4010 - Bilingual Education Programs	1413 - Teachers-Early Childhood Ed	\$22,000.00	\$18,571.80	\$3,428.20
					1416 - Teachers-Other Instruction	\$182,800.00	\$142,087.83	\$40,712.17
					1711 - Instructional Assistants - Grades 1-12	\$2,500.00	\$840.34	\$1,659.66
					1713 - Instructional Assistants - Early Childhood Education	\$3,700.00	\$3,404.33	\$295.67
			52112 - ERA - Retiree Health	4010 - Bilingual Education Programs	1413 - Teachers-Early Childhood Ed	\$2,650.00	\$2,165.85	\$484.15
					1416 - Teachers-Other Instruction	\$21,400.00	\$16,570.19	\$4,829.81
					1711 - Instructional Assistants - Grades 1-12	\$300.00	\$98.02	\$201.98
			52210 - FICA Payments	4010 - Bilingual Education Programs	1713 - Instructional Assistants - Early Childhood Education	\$500.00	\$396.98	\$103.02
					1413 - Teachers-Early Childhood Ed	\$7,900.00	\$6,714.17	\$1,185.83
					1416 - Teachers-Other Instruction	\$66,100.00	\$49,397.31	\$16,702.69
			52220 - Medicare Payments	4010 - Bilingual Education Programs	1711 - Instructional Assistants - Grades 1-12	\$1,000.00	\$304.03	\$695.97
					1713 - Instructional Assistants - Early Childhood Education	\$1,400.00	\$1,230.72	\$169.28
					1413 - Teachers-Early Childhood Ed	\$1,900.00	\$1,570.29	\$329.71
			52311 - Health and Medical Premiums	4010 - Bilingual Education Programs	1416 - Teachers-Other Instruction	\$15,500.00	\$11,552.62	\$3,947.38
					1711 - Instructional Assistants - Grades 1-12	\$250.00	\$71.13	\$178.87
					1713 - Instructional Assistants - Early Childhood Education	\$400.00	\$287.80	\$112.20
			52312 - Life	4010 - Bilingual Education Programs	1413 - Teachers-Early Childhood Ed	\$7,500.00	\$5,922.14	\$1,577.86
					1416 - Teachers-Other Instruction	\$92,500.00	\$84,388.00	\$8,112.00
1713 - Instructional Assistants - Early Childhood Education	\$7,500.00	\$3,683.72			\$3,816.28			
1413 - Teachers-Early Childhood Ed	\$200.00	\$102.57			\$97.43			
52313 - Dental		1416 - Teachers-Other Instruction	\$10,000.00	\$826.82	\$9,173.18			
		1711 - Instructional Assistants - Grades 1-12	\$100.00	\$15.78	\$84.22			
		1713 - Instructional Assistants - Early Childhood Education	\$1,000.00	\$60.49	\$939.51			
			1413 - Teachers-Early Childhood Ed		\$200.00	\$197.34	\$2.66	

Budget Entity	Fund List	Function List	Object List	Program List	Job Class List	Budget (Plan)	Actuals (Reality)	Differences	
			52112 - ERA - Retiree Health	4010 - Bilingual Education Programs	1711 - Instructional Assistants - Grades 1-12	\$4,296.00	\$6,637.40	-\$2,341.40	
						1713 - Instructional Assistants - Early Childhood Education	\$491.00	\$913.16	-\$422.16
			52210 - FICA Payments	4010 - Bilingual Education Programs	1413 - Teachers-Early Childhood Ed	\$3,477.00	\$3,203.76	\$273.24	
						1416 - Teachers-Other Instruction	\$29,150.00	\$24,465.26	\$4,684.74
						1711 - Instructional Assistants - Grades 1-12	\$13,327.00	\$13,249.29	\$77.71
						1713 - Instructional Assistants - Early Childhood Education	\$1,523.00	\$2,429.28	-\$906.28
			52220 - Medicare Payments	4010 - Bilingual Education Programs	1413 - Teachers-Early Childhood Ed	\$813.00	\$749.30	\$63.70	
						1416 - Teachers-Other Instruction	\$6,807.00	\$5,721.60	\$1,085.40
						1711 - Instructional Assistants - Grades 1-12	\$3,115.00	\$3,098.70	\$16.30
						1713 - Instructional Assistants - Early Childhood Education	\$356.00	\$568.20	-\$212.20
			52311 - Health and Medical Premiums	4010 - Bilingual Education Programs	1413 - Teachers-Early Childhood Ed	\$5,737.00	\$6,052.40	-\$315.40	
						1416 - Teachers-Other Instruction	\$40,256.00	\$36,964.44	\$3,291.56
						1711 - Instructional Assistants - Grades 1-12	\$21,275.00	\$19,465.40	\$1,809.60
						1713 - Instructional Assistants - Early Childhood Education	\$4,509.00	\$11,056.96	-\$6,547.96
			52312 - Life	4010 - Bilingual Education Programs	1413 - Teachers-Early Childhood Ed	\$62.00	\$61.92	\$0.08	
						1416 - Teachers-Other Instruction	\$359.00	\$303.47	\$55.53
						1711 - Instructional Assistants - Grades 1-12	\$630.00	\$717.99	-\$87.99
						1713 - Instructional Assistants - Early Childhood Education	\$63.00	\$123.61	-\$60.61
			52313 - Dental	4010 - Bilingual Education Programs	1413 - Teachers-Early Childhood Ed	\$202.00	\$202.08	-\$0.08	
						1416 - Teachers-Other Instruction	\$1,731.00	\$1,491.08	\$239.92
						1711 - Instructional Assistants - Grades 1-12	\$1,122.00	\$911.74	\$210.26
						1713 - Instructional Assistants - Early Childhood Education	\$112.00	\$111.84	\$0.16
			52314 - Vision	4010 - Bilingual Education Programs	1413 - Teachers-Early Childhood Ed	\$44.00	\$44.40	-\$0.40	
						1416 - Teachers-Other Instruction	\$241.00	\$263.89	-\$22.89
						1711 - Instructional Assistants - Grades 1-12	\$223.00	\$180.64	\$42.36

Budget Entity	Fund List	Function List	Object List	Program List	Job Class List	Budget (Plan)	Actuals (Reality)	Differences	
					1713 - Instructional Assistants - Early Childhood Education	\$49.00	\$95.41	-\$46.41	
			52720 - Workers Compensation Employer's Fee	4010 - Bilingual Education Programs	1413 - Teachers-Early Childhood Ed	\$9.00	\$9.04	-\$0.04	
						1416 - Teachers-Other Instruction	\$45.00	\$44.64	\$0.36
						1711 - Instructional Assistants - Grades 1-12	\$90.00	\$103.50	-\$13.50
						1713 - Instructional Assistants - Early Childhood Education	\$9.00	\$18.40	-\$9.40
						\$1,033,391.00	\$1,023,840.48	\$9,550.52	
Hozho Academy	11000 - Operationa 1	1000 - Instruction	51100 - Salaries Expense	4010 - Bilingual Education Programs	1416 - Teachers-Other Instruction	\$0.00	\$18,656.31	-\$18,656.31	
			52111 - Educational Retirement	4010 - Bilingual Education Programs	1416 - Teachers-Other Instruction	\$0.00	\$3,256.88	-\$3,256.88	
			52112 - ERA - Retiree Health	4010 - Bilingual Education Programs	1416 - Teachers-Other Instruction	\$0.00	\$379.84	-\$379.84	
			52220 - Medicare Payments	4010 - Bilingual Education Programs	1416 - Teachers-Other Instruction	\$0.00	\$274.76	-\$274.76	
			52312 - Life	4010 - Bilingual Education Programs	1416 - Teachers-Other Instruction	\$0.00	\$10.56	-\$10.56	
			52315 - Disability	4010 - Bilingual Education Programs	1416 - Teachers-Other Instruction	\$0.00	\$43.28	-\$43.28	
			52500 - Unemployment Compensation	4010 - Bilingual Education Programs	1416 - Teachers-Other Instruction	\$0.00	\$286.49	-\$286.49	
			52710 - Workers Compensation Premium	4010 - Bilingual Education Programs	1416 - Teachers-Other Instruction	\$0.00	\$2.30	-\$2.30	
									\$0.00
Jemez Mountain School District	11000 - Operationa 1	1000 - Instruction	51100 - Salaries Expense	4010 - Bilingual Education Programs	1416 - Teachers-Other Instruction	\$25,838.00	\$23,693.37	\$2,144.63	
			51300 - Additional Compensation	4010 - Bilingual Education Programs	1416 - Teachers-Other Instruction	\$800.00	\$400.00	\$400.00	
			52111 - Educational Retirement	4010 - Bilingual Education Programs	1416 - Teachers-Other Instruction	\$4,432.00	\$4,132.02	\$299.98	
			52112 - ERA - Retiree Health	4010 - Bilingual Education Programs	1416 - Teachers-Other Instruction	\$16.00	\$481.93	-\$465.93	
			52210 - FICA Payments	4010 - Bilingual Education Programs	1416 - Teachers-Other Instruction	\$1,602.00	\$1,481.05	\$120.95	

Budget Entity	Fund List	Function List	Object List	Program List	Job Class List	Budget (Plan)	Actuals (Reality)	Differences
			52220 - Medicare Payments	4010 - Bilingual Education Programs	1416 - Teachers-Other Instruction	\$375.00	\$346.36	\$28.64
			52312 - Life	4010 - Bilingual Education Programs	1416 - Teachers-Other Instruction	\$300.00	\$31.68	\$268.32
			52313 - Dental	4010 - Bilingual Education Programs	1416 - Teachers-Other Instruction	\$185.00	\$96.38	\$88.62
			52720 - Workers Compensation Employer's Fee	4010 - Bilingual Education Programs	1416 - Teachers-Other Instruction	\$15.00	\$3.76	\$11.24
La Academia Dolores Huerta	11000 - Operationa 1	1000 - Instruction	51300 - Additional Compensation	4010 - Bilingual Education Programs	1411 - Teachers-Grades 1-12	\$2,000.00	\$1,144.33	\$855.67
					1416 - Teachers-Other Instruction	\$2,000.00	\$4,057.45	-\$2,057.45
			52111 - Educational Retirement	4010 - Bilingual Education Programs	1411 - Teachers-Grades 1-12	\$0.00	\$196.25	-\$196.25
					1416 - Teachers-Other Instruction	\$0.00	\$695.84	-\$695.84
			52112 - ERA - Retiree Health	4010 - Bilingual Education Programs	1411 - Teachers-Grades 1-12	\$0.00	\$22.89	-\$22.89
					1416 - Teachers-Other Instruction	\$0.00	\$81.15	-\$81.15
			52210 - FICA Payments	4010 - Bilingual Education Programs	1411 - Teachers-Grades 1-12	\$0.00	\$70.95	-\$70.95
					1416 - Teachers-Other Instruction	\$0.00	\$251.55	-\$251.55
			52220 - Medicare Payments	4010 - Bilingual Education Programs	1411 - Teachers-Grades 1-12	\$0.00	\$16.59	-\$16.59
					1416 - Teachers-Other Instruction	\$0.00	\$58.81	-\$58.81
52312 - Life	4010 - Bilingual Education Programs	1416 - Teachers-Other Instruction	\$0.00	\$20.52	-\$20.52			
52500 - Unemployment Compensation	4010 - Bilingual Education Programs	1411 - Teachers-Grades 1-12	\$0.00	\$20.17	-\$20.17			
		1416 - Teachers-Other Instruction	\$0.00	\$65.75	-\$65.75			
						\$4,000.00	\$6,702.25	-\$2,702.25
Lake Arthur Municipal Schools	11000 - Operationa 1	1000 - Instruction	51100 - Salaries Expense	4010 - Bilingual Education Programs	1416 - Teachers-Other Instruction	\$37,069.00	\$37,069.00	\$0.00
			52111 - Educational Retirement	4010 - Bilingual Education Programs	1416 - Teachers-Other Instruction	\$6,358.00	\$6,357.37	\$0.63
			52112 - ERA - Retiree Health	4010 - Bilingual Education Programs	1416 - Teachers-Other Instruction	\$742.00	\$741.36	\$0.64
			52210 - FICA Payments	4010 - Bilingual Education Programs	1416 - Teachers-Other Instruction	\$2,298.00	\$2,022.96	\$275.04
			52220 - Medicare Payments	4010 - Bilingual Education Programs	1416 - Teachers-Other Instruction	\$538.00	\$473.04	\$64.96
			52311 - Health and Medical Premiums	4010 - Bilingual Education Programs	1416 - Teachers-Other Instruction	\$6,195.00	\$6,194.88	\$0.12

Budget Entity	Fund List	Function List	Object List	Program List	Job Class List	Budget (Plan)	Actuals (Reality)	Differences			
			52312 - Life	4010 - Bilingual Education Programs	1416 - Teachers-Other Instruction	\$64.00	\$63.12	\$0.88			
			52313 - Dental	4010 - Bilingual Education Programs	1416 - Teachers-Other Instruction	\$393.00	\$392.16	\$0.84			
			52314 - Vision	4010 - Bilingual Education Programs	1416 - Teachers-Other Instruction	\$76.00	\$75.84	\$0.16			
			52720 - Workers Compensation Employer's Fee	4010 - Bilingual Education Programs	1416 - Teachers-Other Instruction	\$10.00	\$9.20	\$0.80			
						\$53,743.00	\$53,398.93	\$344.07			
Las Cruces School District	11000 - Operational	1000 - Instruction	51100 - Salaries Expense	4010 - Bilingual Education Programs	1413 - Teachers-Early Childhood Ed	\$1,345,666.00	\$1,565,711.89	-\$220,045.89			
					1416 - Teachers-Other Instruction	\$8,728,762.00	\$8,711,819.83	\$16,942.17			
					1711 - Instructional Assistants - Grades 1-12	\$22,411.00	\$556.65	\$21,854.35			
					1713 - Instructional Assistants - Early Childhood Education	\$92,304.00	\$85,861.04	\$6,442.96			
			51300 - Additional Compensation	4010 - Bilingual Education Programs	1413 - Teachers-Early Childhood Ed	\$643.00	\$98,747.36	-\$98,104.36			
					1416 - Teachers-Other Instruction	\$11,669.00	\$686,751.97	-\$675,082.97			
					1711 - Instructional Assistants - Grades 1-12	\$0.00	\$0.00	\$0.00			
			52111 - Educational Retirement	4010 - Bilingual Education Programs	1713 - Instructional Assistants - Early Childhood Education	\$268.00	\$878.00	-\$610.00			
					1413 - Teachers-Early Childhood Ed	\$230,900.00	\$280,406.62	-\$49,506.62			
					1416 - Teachers-Other Instruction	\$1,487,929.00	\$1,567,816.92	-\$79,887.92			
			52112 - ERA - Retiree Health	4010 - Bilingual Education Programs	1711 - Instructional Assistants - Grades 1-12	\$3,844.00	\$95.49	\$3,748.51			
					1713 - Instructional Assistants - Early Childhood Education	\$15,875.00	\$14,876.60	\$998.40			
					1413 - Teachers-Early Childhood Ed	\$26,938.00	\$32,700.90	-\$5,762.90			
			52210 - FICA Payments	4010 - Bilingual Education Programs	1416 - Teachers-Other Instruction	\$173,652.00	\$182,846.25	-\$9,194.25			
					1711 - Instructional Assistants - Grades 1-12	\$449.00	\$11.11	\$437.89			
					1713 - Instructional Assistants - Early Childhood Education	\$1,856.00	\$1,735.14	\$120.86			
			52210 - FICA Payments	4010 - Bilingual Education Programs	1413 - Teachers-Early Childhood Ed	\$83,485.00	\$96,679.19	-\$13,194.19			
					1416 - Teachers-Other Instruction	\$538,158.00	\$551,399.78	-\$13,241.78			
								1711 - Instructional Assistants - Grades 1-12	\$1,390.00	\$30.82	\$1,359.18

Budget Entity	Fund List	Function List	Object List	Program List	Job Class List	Budget (Plan)	Actuals (Reality)	Differences	
					1713 - Instructional Assistants - Early Childhood Education	\$5,744.00	\$5,228.77	\$515.23	
			52220 - Medicare Payments	4010 - Bilingual Education Programs	1413 - Teachers-Early Childhood Ed	\$19,531.00	\$22,610.37	-\$3,079.37	
						1416 - Teachers-Other Instruction	\$125,911.00	\$128,957.04	-\$3,046.04
						1711 - Instructional Assistants - Grades 1-12	\$325.00	\$7.21	\$317.79
						1713 - Instructional Assistants - Early Childhood Education	\$1,346.00	\$1,222.81	\$123.19
			52311 - Health and Medical Premiums	4010 - Bilingual Education Programs	1413 - Teachers-Early Childhood Ed	\$122,644.00	\$150,466.57	-\$27,822.57	
						1416 - Teachers-Other Instruction	\$754,922.00	\$731,509.90	\$23,412.10
						1711 - Instructional Assistants - Grades 1-12	\$5,762.00	\$71.41	\$5,690.59
						1713 - Instructional Assistants - Early Childhood Education	\$18,099.00	\$5,077.12	\$13,021.88
			52312 - Life	4010 - Bilingual Education Programs	1413 - Teachers-Early Childhood Ed	\$1,299.00	\$1,363.31	-\$64.31	
						1416 - Teachers-Other Instruction	\$8,479.00	\$7,658.00	\$821.00
						1711 - Instructional Assistants - Grades 1-12	\$64.00	\$0.99	\$63.01
						1713 - Instructional Assistants - Early Childhood Education	\$256.00	\$218.13	\$37.87
			52313 - Dental	4010 - Bilingual Education Programs	1413 - Teachers-Early Childhood Ed	\$4,907.00	\$6,044.66	-\$1,137.66	
						1416 - Teachers-Other Instruction	\$36,692.00	\$33,657.17	\$3,034.83
						1711 - Instructional Assistants - Grades 1-12	\$241.00	\$3.49	\$237.51
						1713 - Instructional Assistants - Early Childhood Education	\$719.00	\$0.00	\$719.00
			52314 - Vision	4010 - Bilingual Education Programs	1413 - Teachers-Early Childhood Ed	\$991.00	\$1,081.92	-\$90.92	
						1416 - Teachers-Other Instruction	\$6,255.00	\$5,776.10	\$478.90
						1711 - Instructional Assistants - Grades 1-12	\$53.00	\$0.75	\$52.25
						1713 - Instructional Assistants - Early Childhood Education	\$119.00	\$0.00	\$119.00
			52315 - Disability	4010 - Bilingual Education Programs	1413 - Teachers-Early Childhood Ed	\$1,575.00	\$2,181.44	-\$606.44	
						1416 - Teachers-Other Instruction	\$14,157.00	\$15,608.90	-\$1,451.90
						1711 - Instructional Assistants - Grades 1-12	\$75.00	\$1.10	\$73.90
						1713 - Instructional Assistants - Early Childhood Education	\$150.00	\$74.89	\$75.11

Budget Entity	Fund List	Function List	Object List	Program List	Job Class List	Budget (Plan)	Actuals (Reality)	Differences			
			52500 - Unemployment Compensation	4010 - Bilingual Education Programs	1413 - Teachers-Early Childhood Ed	\$1.00	\$0.00	\$1.00			
					1416 - Teachers-Other Instruction	\$58.00	\$0.00	\$58.00			
					1713 - Instructional Assistants - Early Childhood Education	\$1.00	\$0.00	\$1.00			
			52710 - Workers Compensation Premium	4010 - Bilingual Education Programs	1413 - Teachers-Early Childhood Ed	\$21,410.00	\$24,948.82	-\$3,538.82			
					1416 - Teachers-Other Instruction	\$138,583.00	\$140,798.18	-\$2,215.18			
					1711 - Instructional Assistants - Grades 1-12	\$359.00	\$8.37	\$350.63			
			52720 - Workers Compensation Employer's Fee	4010 - Bilingual Education Programs	1713 - Instructional Assistants - Early Childhood Education	\$1,484.00	\$1,301.33	\$182.67			
					1413 - Teachers-Early Childhood Ed	\$200.00	\$212.88	-\$12.88			
					1416 - Teachers-Other Instruction	\$1,320.00	\$1,206.42	\$113.58			
								1711 - Instructional Assistants - Grades 1-12	\$10.00	\$0.15	\$9.85
								1713 - Instructional Assistants - Early Childhood Education	\$40.00	\$33.71	\$6.29
									\$14,059,981.00	\$15,166,257.47	-\$1,106,276.47
			Las Vegas City Schools	11000 - Operational	1000 - Instruction	51100 - Salaries Expense	4010 - Bilingual Education Programs	1411 - Teachers-Grades 1-12	\$0.00	\$0.00	\$0.00
								1416 - Teachers-Other Instruction	\$380,430.00	\$299,874.00	\$80,556.00
						51300 - Additional Compensation	4010 - Bilingual Education Programs	1416 - Teachers-Other Instruction	\$10,000.00	\$196.67	\$9,803.33
1711 - Instructional Assistants - Grades 1-12	\$2,000.00	\$0.00						\$2,000.00			
52111 - Educational Retirement	4010 - Bilingual Education Programs	1411 - Teachers-Grades 1-12				\$0.00	\$0.00	\$0.00			
		1412 - Teachers- Special Education				\$0.00	\$0.00	\$0.00			
		1413 - Teachers-Early Childhood Ed				\$0.00	\$0.00	\$0.00			
		1415 - Teachers-Vocational and Technical				\$0.00	\$0.00	\$0.00			
								1416 - Teachers-Other Instruction	\$65,244.00	\$59,768.87	\$5,475.13
52112 - ERA - Retiree Health	4010 - Bilingual Education Programs	1416 - Teachers-Other Instruction				\$7,609.00	\$6,969.72	\$639.28			
52210 - FICA Payments	4010 - Bilingual Education Programs	1416 - Teachers-Other Instruction				\$23,587.00	\$20,288.98	\$3,298.02			
52220 - Medicare Payments	4010 - Bilingual Education Programs	1416 - Teachers-Other Instruction				\$5,516.00	\$4,736.35	\$779.65			
52311 - Health and Medical Premiums	4010 - Bilingual Education Programs	1416 - Teachers-Other Instruction				\$31,775.00	\$24,931.16	\$6,843.84			
52312 - Life	4010 - Bilingual Education Programs	1416 - Teachers-Other Instruction	\$495.00	\$379.76	\$115.24						

Budget Entity	Fund List	Function List	Object List	Program List	Job Class List	Budget (Plan)	Actuals (Reality)	Differences
			52313 - Dental	4010 - Bilingual Education Programs	1416 - Teachers-Other Instruction	\$1,902.00	\$1,020.16	\$881.84
			52314 - Vision	4010 - Bilingual Education Programs	1416 - Teachers-Other Instruction	\$380.00	\$187.10	\$192.90
			52315 - Disability	4010 - Bilingual Education Programs	1416 - Teachers-Other Instruction	\$609.00	\$202.62	\$406.38
			52720 - Workers Compensation Employer's Fee	4010 - Bilingual Education Programs	1416 - Teachers-Other Instruction	\$60.00	\$52.21	\$7.79
						\$529,607.00	\$418,607.60	\$110,999.40
Los Lunas Consolidated Schools	11000 - Operationa 1	1000 - Instruction	51300 - Additional Compensation	4010 - Bilingual Education Programs	1416 - Teachers-Other Instruction	\$10,000.00	\$137,525.00	-\$127,525.00
			52111 - Educational Retirement	4010 - Bilingual Education Programs	1416 - Teachers-Other Instruction	\$0.00	\$23,585.33	-\$23,585.33
			52112 - ERA - Retiree Health	4010 - Bilingual Education Programs	1416 - Teachers-Other Instruction	\$500.00	\$2,750.43	-\$2,250.43
			52210 - FICA Payments	4010 - Bilingual Education Programs	1416 - Teachers-Other Instruction	\$850.00	\$8,367.47	-\$7,517.47
			52220 - Medicare Payments	4010 - Bilingual Education Programs	1416 - Teachers-Other Instruction	\$250.00	\$1,956.77	-\$1,706.77
			52311 - Health and Medical Premiums	4010 - Bilingual Education Programs	1416 - Teachers-Other Instruction	\$0.00	\$4,548.24	-\$4,548.24
			52312 - Life	4010 - Bilingual Education Programs	1416 - Teachers-Other Instruction	\$0.00	\$25.33	-\$25.33
			52313 - Dental	4010 - Bilingual Education Programs	1416 - Teachers-Other Instruction	\$0.00	\$217.44	-\$217.44
			52315 - Disability	4010 - Bilingual Education Programs	1416 - Teachers-Other Instruction	\$0.00	\$131.99	-\$131.99
			52500 - Unemployment Compensation	4010 - Bilingual Education Programs	1416 - Teachers-Other Instruction	\$0.00	\$54.67	-\$54.67
			52720 - Workers Compensation Employer's Fee	4010 - Bilingual Education Programs	1416 - Teachers-Other Instruction	\$0.00	\$0.50	-\$0.50
Loving Municipal Schools	11000 - Operationa 1	1000 - Instruction	51100 - Salaries Expense	4010 - Bilingual Education Programs	1416 - Teachers-Other Instruction	\$166,859.00	\$166,708.77	\$150.23
			51300 - Additional Compensation	4010 - Bilingual Education Programs	1416 - Teachers-Other Instruction	\$500.00	\$9,809.54	-\$9,309.54

Budget Entity	Fund List	Function List	Object List	Program List	Job Class List	Budget (Plan)	Actuals (Reality)	Differences
			52111 - Educational Retirement	4010 - Bilingual Education Programs	1416 - Teachers-Other Instruction	\$30,000.00	\$28,676.32	\$1,323.68
			52112 - ERA - Retiree Health	4010 - Bilingual Education Programs	1416 - Teachers-Other Instruction	\$5,000.00	\$3,344.27	\$1,655.73
			52210 - FICA Payments	4010 - Bilingual Education Programs	1416 - Teachers-Other Instruction	\$15,000.00	\$10,341.05	\$4,658.95
			52220 - Medicare Payments	4010 - Bilingual Education Programs	1416 - Teachers-Other Instruction	\$5,000.00	\$2,418.42	\$2,581.58
			52311 - Health and Medical Premiums	4010 - Bilingual Education Programs	1416 - Teachers-Other Instruction	\$25,000.00	\$31,416.96	-\$6,416.96
			52312 - Life	4010 - Bilingual Education Programs	1416 - Teachers-Other Instruction	\$500.00	\$126.24	\$373.76
			52313 - Dental	4010 - Bilingual Education Programs	1416 - Teachers-Other Instruction	\$2,500.00	\$1,045.44	\$1,454.56
			52314 - Vision	4010 - Bilingual Education Programs	1416 - Teachers-Other Instruction	\$2,500.00	\$201.12	\$2,298.88
			52720 - Workers Compensation Employer's Fee	4010 - Bilingual Education Programs	1416 - Teachers-Other Instruction	\$100.00	\$18.40	\$81.60
Lovington Municipal Schools	11000 - Operationa 1	1000 - Instruction	51100 - Salaries Expense	4010 - Bilingual Education Programs	1411 - Teachers-Grades 1-12	\$0.00	\$0.00	\$0.00
					1416 - Teachers-Other Instruction	\$1,471,811.00	\$1,327,281.32	\$144,529.68
			51300 - Additional Compensation	4010 - Bilingual Education Programs	1411 - Teachers-Grades 1-12	\$0.00	\$16,215.27	-\$16,215.27
					1412 - Teachers- Special Education	\$0.00	\$1,000.00	-\$1,000.00
					1416 - Teachers-Other Instruction	\$61,926.00	\$53,199.30	\$8,726.70
			52111 - Educational Retirement	4010 - Bilingual Education Programs	1411 - Teachers-Grades 1-12	\$0.00	\$2,780.85	-\$2,780.85
					1412 - Teachers- Special Education	\$0.00	\$171.58	-\$171.58
					1416 - Teachers-Other Instruction	\$215,696.00	\$236,752.91	-\$21,056.91
			52112 - ERA - Retiree Health	4010 - Bilingual Education Programs	1411 - Teachers-Grades 1-12	\$0.00	\$324.79	-\$324.79
					1412 - Teachers- Special Education	\$0.00	\$19.92	-\$19.92
					1416 - Teachers-Other Instruction	\$28,474.00	\$27,609.31	\$864.69
			52210 - FICA Payments	4010 - Bilingual Education Programs	1411 - Teachers-Grades 1-12	\$0.00	\$941.36	-\$941.36
					1412 - Teachers- Special Education	\$0.00	\$61.92	-\$61.92
1416 - Teachers-Other Instruction	\$81,994.00	\$79,776.55			\$2,217.45			
52220 - Medicare Payments	4010 - Bilingual Education Programs	1411 - Teachers-Grades 1-12	\$0.00	\$220.13	-\$220.13			
		1412 - Teachers- Special Education	\$0.00	\$14.40	-\$14.40			
		1416 - Teachers-Other Instruction	\$19,176.00	\$18,657.74	\$518.26			
				1411 - Teachers-Grades 1-12	\$0.00	\$1,467.01	-\$1,467.01	

Budget Entity	Fund List	Function List	Object List	Program List	Job Class List	Budget (Plan)	Actuals (Reality)	Differences
			52311 - Health and Medical Premiums	4010 - Bilingual Education Programs	1416 - Teachers-Other Instruction	\$145,750.00	\$131,772.08	\$13,977.92
			52312 - Life	4010 - Bilingual Education Programs	1411 - Teachers-Grades 1-12	\$0.00	\$12.86	-\$12.86
					1412 - Teachers- Special Education	\$0.00	\$0.72	-\$0.72
					1416 - Teachers-Other Instruction	\$1,243.00	\$1,073.79	\$169.21
			52313 - Dental	4010 - Bilingual Education Programs	1411 - Teachers-Grades 1-12	\$0.00	\$60.46	-\$60.46
					1416 - Teachers-Other Instruction	\$6,393.00	\$5,927.24	\$465.76
			52314 - Vision	4010 - Bilingual Education Programs	1411 - Teachers-Grades 1-12	\$0.00	\$10.21	-\$10.21
					1416 - Teachers-Other Instruction	\$982.00	\$879.54	\$102.46
			52315 - Disability	4010 - Bilingual Education Programs	1411 - Teachers-Grades 1-12	\$0.00	\$18.18	-\$18.18
					1416 - Teachers-Other Instruction	\$1,418.00	\$1,174.12	\$243.88
			52710 - Workers Compensation Premium	4010 - Bilingual Education Programs	1416 - Teachers-Other Instruction	\$16,657.00	\$16,657.00	\$0.00
			52720 - Workers Compensation Employer's Fee	4010 - Bilingual Education Programs	1411 - Teachers-Grades 1-12	\$0.00	\$1.67	-\$1.67
					1412 - Teachers- Special Education	\$0.00	\$0.08	-\$0.08
					1416 - Teachers-Other Instruction	\$500.00	\$157.26	\$342.74
						\$2,052,020.00	\$1,924,239.57	\$127,780.43
Magdalena Municipal Schools	11000 - Operationa 1	1000 - Instruction	51300 - Additional Compensation	4010 - Bilingual Education Programs	1711 - Instructional Assistants - Grades 1-12	\$0.00	\$0.00	\$0.00
Mark Armijo Academy	11000 - Operationa 1	1000 - Instruction	51100 - Salaries Expense	4010 - Bilingual Education Programs	1711 - Instructional Assistants - Grades 1-12	\$0.00	\$847.50	-\$847.50
			52111 - Educational Retirement	4010 - Bilingual Education Programs	1711 - Instructional Assistants - Grades 1-12	\$0.00	\$81.03	-\$81.03
			52112 - ERA - Retiree Health	4010 - Bilingual Education Programs	1711 - Instructional Assistants - Grades 1-12	\$0.00	\$16.95	-\$16.95
			52210 - FICA Payments	4010 - Bilingual Education Programs	1711 - Instructional Assistants - Grades 1-12	\$0.00	\$52.55	-\$52.55
			52220 - Medicare Payments	4010 - Bilingual Education Programs	1711 - Instructional Assistants - Grades 1-12	\$0.00	\$12.29	-\$12.29
			52312 - Life	4010 - Bilingual Education Programs	1711 - Instructional Assistants - Grades 1-12	\$0.00	\$21.04	-\$21.04
			52500 - Unemployment Compensation	4010 - Bilingual Education Programs	1711 - Instructional Assistants - Grades 1-12	\$0.00	\$5.72	-\$5.72

Budget Entity	Fund List	Function List	Object List	Program List	Job Class List	Budget (Plan)	Actuals (Reality)	Differences
			52720 - Workers Compensation Employer's Fee	4010 - Bilingual Education Programs	1711 - Instructional Assistants - Grades 1-12	\$0.00	\$2.55	-\$2.55
						\$0.00	\$1,039.63	-\$1,039.63
Mesa Vista Consolidated Schools	11000 - Operationa 1	1000 - Instruction	51300 - Additional Compensation	4010 - Bilingual Education Programs	1411 - Teachers-Grades 1-12	\$7,700.00	\$7,200.00	\$500.00
			52111 - Educational Retirement	4010 - Bilingual Education Programs	1411 - Teachers-Grades 1-12	\$0.00	\$1,234.80	-\$1,234.80
			52112 - ERA - Retiree Health	4010 - Bilingual Education Programs	1411 - Teachers-Grades 1-12	\$0.00	\$144.00	-\$144.00
			52210 - FICA Payments	4010 - Bilingual Education Programs	1411 - Teachers-Grades 1-12	\$477.00	\$446.40	\$30.60
			52220 - Medicare Payments	4010 - Bilingual Education Programs	1411 - Teachers-Grades 1-12	\$112.00	\$104.40	\$7.60
								\$8,289.00
Monte del Sol Charter School	11000 - Operationa 1	1000 - Instruction	51100 - Salaries Expense	4010 - Bilingual Education Programs	1416 - Teachers-Other Instruction	\$142,954.00	\$159,513.23	-\$16,559.23
			51300 - Additional Compensation	4010 - Bilingual Education Programs	1416 - Teachers-Other Instruction	\$20,198.00	\$14,000.00	\$6,198.00
			52111 - Educational Retirement	4010 - Bilingual Education Programs	1416 - Teachers-Other Instruction	\$27,980.00	\$29,788.97	-\$1,808.97
			52112 - ERA - Retiree Health	4010 - Bilingual Education Programs	1416 - Teachers-Other Instruction	\$3,263.00	\$3,316.36	-\$53.36
			52210 - FICA Payments	4010 - Bilingual Education Programs	1416 - Teachers-Other Instruction	\$10,115.00	\$9,694.87	\$420.13
			52220 - Medicare Payments	4010 - Bilingual Education Programs	1416 - Teachers-Other Instruction	\$2,366.00	\$2,267.46	\$98.54
			52311 - Health and Medical Premiums	4010 - Bilingual Education Programs	1416 - Teachers-Other Instruction	\$14,027.00	\$14,972.17	-\$945.17
			52312 - Life	4010 - Bilingual Education Programs	1416 - Teachers-Other Instruction	\$639.00	\$173.58	\$465.42
			52313 - Dental	4010 - Bilingual Education Programs	1416 - Teachers-Other Instruction	\$600.00	\$0.00	\$600.00
			52314 - Vision	4010 - Bilingual Education Programs	1416 - Teachers-Other Instruction	\$200.00	\$0.00	\$200.00
			52500 - Unemployment Compensation	4010 - Bilingual Education Programs	1416 - Teachers-Other Instruction	\$300.00	\$0.00	\$300.00

Budget Entity	Fund List	Function List	Object List	Program List	Job Class List	Budget (Plan)	Actuals (Reality)	Differences
			52710 - Workers Compensation Premium	4010 - Bilingual Education Programs	1416 - Teachers-Other Instruction	\$18.00	\$13.80	\$4.20
						\$222,660.00	\$233,740.44	-\$11,080.44
Mora Independent Schools	11000 - Operationa 1	1000 - Instruction	51300 - Additional Compensation	4010 - Bilingual Education Programs	1411 - Teachers-Grades 1-12	\$0.00	\$8,750.00	-\$8,750.00
			52111 - Educational Retirement	4010 - Bilingual Education Programs	1411 - Teachers-Grades 1-12	\$0.00	\$1,500.66	-\$1,500.66
			52112 - ERA - Retiree Health	4010 - Bilingual Education Programs	1411 - Teachers-Grades 1-12	\$0.00	\$175.02	-\$175.02
			52210 - FICA Payments	4010 - Bilingual Education Programs	1411 - Teachers-Grades 1-12	\$0.00	\$507.17	-\$507.17
			52220 - Medicare Payments	4010 - Bilingual Education Programs	1411 - Teachers-Grades 1-12	\$0.00	\$118.61	-\$118.61
						\$0.00	\$11,051.46	-\$11,051.46
Moriarty Public Schools	11000 - Operationa 1	1000 - Instruction	51100 - Salaries Expense	4010 - Bilingual Education Programs	1416 - Teachers-Other Instruction	\$125,278.00	\$96,005.10	\$29,272.90
			52111 - Educational Retirement	4010 - Bilingual Education Programs	1416 - Teachers-Other Instruction	\$21,485.00	\$16,464.76	\$5,020.24
			52112 - ERA - Retiree Health	4010 - Bilingual Education Programs	1416 - Teachers-Other Instruction	\$2,506.00	\$1,920.35	\$585.65
			52210 - FICA Payments	4010 - Bilingual Education Programs	1416 - Teachers-Other Instruction	\$7,767.13	\$5,795.90	\$1,971.23
			52220 - Medicare Payments	4010 - Bilingual Education Programs	1416 - Teachers-Other Instruction	\$1,817.07	\$1,355.46	\$461.61
			52311 - Health and Medical Premiums	4010 - Bilingual Education Programs	1416 - Teachers-Other Instruction	\$15,239.00	\$3,339.40	\$11,899.60
			52312 - Life	4010 - Bilingual Education Programs	1416 - Teachers-Other Instruction	\$31.00	\$50.60	-\$19.60
			52313 - Dental	4010 - Bilingual Education Programs	1416 - Teachers-Other Instruction	\$0.00	\$852.14	-\$852.14
			52314 - Vision	4010 - Bilingual Education Programs	1416 - Teachers-Other Instruction	\$0.00	\$30.13	-\$30.13
			52315 - Disability	4010 - Bilingual Education Programs	1416 - Teachers-Other Instruction	\$11.39	\$92.60	-\$81.21
			52720 - Workers Compensation Employer's Fee	4010 - Bilingual Education Programs	1416 - Teachers-Other Instruction	\$12.83	\$14.86	-\$2.03
						\$174,147.42	\$125,921.30	\$48,226.12

Budget Entity	Fund List	Function List	Object List	Program List	Job Class List	Budget (Plan)	Actuals (Reality)	Differences
Native American Community Academy	11000 - Operationa 1	1000 - Instruction	51100 - Salaries Expense	4010 - Bilingual Education Programs	1416 - Teachers-Other Instruction	\$121,352.00	\$0.00	\$121,352.00
			51300 - Additional Compensation	4010 - Bilingual Education Programs	1416 - Teachers-Other Instruction	\$2,500.00	\$0.00	\$2,500.00
			52111 - Educational Retirement	4010 - Bilingual Education Programs	1416 - Teachers-Other Instruction	\$20,812.00	\$0.00	\$20,812.00
			52112 - ERA - Retiree Health	4010 - Bilingual Education Programs	1416 - Teachers-Other Instruction	\$2,427.00	\$0.00	\$2,427.00
			52210 - FICA Payments	4010 - Bilingual Education Programs	1416 - Teachers-Other Instruction	\$7,524.00	\$0.00	\$7,524.00
			52220 - Medicare Payments	4010 - Bilingual Education Programs	1416 - Teachers-Other Instruction	\$1,760.00	\$0.00	\$1,760.00
			52311 - Health and Medical Premiums	4010 - Bilingual Education Programs	1416 - Teachers-Other Instruction	\$12,390.00	\$0.00	\$12,390.00
			52312 - Life	4010 - Bilingual Education Programs	1416 - Teachers-Other Instruction	\$25.00	\$0.00	\$25.00
			52313 - Dental	4010 - Bilingual Education Programs	1422 - Teachers- Special Education-Gifted	\$412.00	\$0.00	\$412.00
			52314 - Vision	4010 - Bilingual Education Programs	1416 - Teachers-Other Instruction	\$91.00	\$0.00	\$91.00
			52315 - Disability	4010 - Bilingual Education Programs	1416 - Teachers-Other Instruction	\$175.00	\$0.00	\$175.00
			52710 - Workers Compensation Premium	4010 - Bilingual Education Programs	1416 - Teachers-Other Instruction	\$0.00	\$1,978.04	-\$1,978.04
			52720 - Workers Compensation Employer's Fee	4010 - Bilingual Education Programs	1416 - Teachers-Other Instruction	\$34.00	\$0.00	\$34.00
NM International School	11000 - Operationa 1	1000 - Instruction	51100 - Salaries Expense	4010 - Bilingual Education Programs	1411 - Teachers-Grades 1-12	\$127,000.00	\$345,465.53	-\$218,465.53
					1412 - Teachers- Special Education	\$0.00	\$0.00	\$0.00
					1413 - Teachers-Early Childhood Ed	\$161,000.00	\$136,485.12	\$24,514.88
					1414 - Teachers-Preschool (exclude Special Ed)	\$0.00	\$0.00	\$0.00
					1415 - Teachers-Vocational and Technical	\$0.00	\$0.00	\$0.00
					1416 - Teachers-Other Instruction	\$0.00	\$0.00	\$0.00
					1422 - Teachers- Special Education-Gifted	\$0.00	\$0.00	\$0.00

Budget Entity	Fund List	Function List	Object List	Program List	Job Class List	Budget (Plan)	Actuals (Reality)	Differences		
					1621 - Summer School/After School	\$0.00	\$0.00	\$0.00		
					1624 - Activities Salary	\$0.00	\$0.00	\$0.00		
					1711 - Instructional Assistants - Grades 1-12	\$0.00	\$0.00	\$0.00		
					1713 - Instructional Assistants - Early Childhood Education	\$0.00	\$58,909.07	-\$58,909.07		
					1714 - Instructional Assistants - Preschool	\$0.00	\$0.00	\$0.00		
			51300 - Additional Compensation	4010 - Bilingual Education Programs	1411 - Teachers-Grades 1-12	\$54,000.00	\$12,711.11	\$41,288.89		
							1412 - Teachers- Special Education	\$0.00	\$0.00	\$0.00
							1413 - Teachers-Early Childhood Ed	\$7,000.00	\$47,838.89	-\$40,838.89
							1414 - Teachers-Preschool (exclude Special Ed)	\$0.00	\$0.00	\$0.00
							1415 - Teachers-Vocational and Technical	\$0.00	\$0.00	\$0.00
							1416 - Teachers-Other Instruction	\$0.00	\$0.00	\$0.00
							1422 - Teachers- Special Education-Gifted	\$0.00	\$0.00	\$0.00
							1621 - Summer School/After School	\$0.00	\$0.00	\$0.00
							1624 - Activities Salary	\$0.00	\$0.00	\$0.00
							1711 - Instructional Assistants - Grades 1-12	\$0.00	\$0.00	\$0.00
							1713 - Instructional Assistants - Early Childhood Education	\$0.00	\$0.00	\$0.00
							1714 - Instructional Assistants - Preschool	\$0.00	\$0.00	\$0.00
			52111 - Educational Retirement	4010 - Bilingual Education Programs	1411 - Teachers-Grades 1-12	\$25,000.00	\$82,977.86	-\$57,977.86		
							1412 - Teachers- Special Education	\$0.00	\$0.00	\$0.00
							1413 - Teachers-Early Childhood Ed	\$23,000.00	\$32,399.97	-\$9,399.97
							1414 - Teachers-Preschool (exclude Special Ed)	\$0.00	\$0.00	\$0.00
							1415 - Teachers-Vocational and Technical	\$0.00	\$0.00	\$0.00
							1416 - Teachers-Other Instruction	\$0.00	\$0.00	\$0.00
							1422 - Teachers- Special Education-Gifted	\$0.00	\$0.00	\$0.00
							1621 - Summer School/After School	\$0.00	\$0.00	\$0.00
							1624 - Activities Salary	\$0.00	\$1,275.97	-\$1,275.97

Budget Entity	Fund List	Function List	Object List	Program List	Job Class List	Budget (Plan)	Actuals (Reality)	Differences		
					1711 - Instructional Assistants - Grades 1-12	\$0.00	\$164.32	-\$164.32		
					1713 - Instructional Assistants - Early Childhood Education	\$0.00	\$12,145.24	-\$12,145.24		
					1714 - Instructional Assistants - Preschool	\$0.00	\$0.00	\$0.00		
			52112 - ERA - Retiree Health	4010 - Bilingual Education Programs	1411 - Teachers-Grades 1-12	\$3,000.00	\$9,676.39	-\$6,676.39		
							1412 - Teachers- Special Education	\$0.00	\$378.63	-\$378.63
							1413 - Teachers-Early Childhood Ed	\$3,000.00	\$3,778.89	-\$778.89
							1414 - Teachers-Preschool (exclude Special Ed)	\$0.00	\$0.00	\$0.00
							1415 - Teachers-Vocational and Technical	\$0.00	\$0.00	\$0.00
							1416 - Teachers-Other Instruction	\$0.00	\$0.00	\$0.00
							1422 - Teachers- Special Education-Gifted	\$0.00	\$0.00	\$0.00
							1621 - Summer School/After School	\$0.00	\$0.00	\$0.00
							1624 - Activities Salary	\$0.00	\$148.80	-\$148.80
							1711 - Instructional Assistants - Grades 1-12	\$0.00	\$19.16	-\$19.16
							1713 - Instructional Assistants - Early Childhood Education	\$0.00	\$1,416.26	-\$1,416.26
							1714 - Instructional Assistants - Preschool	\$0.00	\$0.00	\$0.00
			52210 - FICA Payments	4010 - Bilingual Education Programs	1411 - Teachers-Grades 1-12	\$5,000.00	\$26,167.10	-\$21,167.10		
							1412 - Teachers- Special Education	\$0.00	\$1,138.95	-\$1,138.95
							1413 - Teachers-Early Childhood Ed	\$8,000.00	\$11,136.14	-\$3,136.14
							1414 - Teachers-Preschool (exclude Special Ed)	\$0.00	\$0.00	\$0.00
							1415 - Teachers-Vocational and Technical	\$0.00	\$0.00	\$0.00
							1416 - Teachers-Other Instruction	\$0.00	\$0.00	\$0.00
							1422 - Teachers- Special Education-Gifted	\$0.00	\$0.00	\$0.00
							1621 - Summer School/After School	\$0.00	\$0.00	\$0.00
							1624 - Activities Salary	\$0.00	\$450.56	-\$450.56
							1711 - Instructional Assistants - Grades 1-12	\$0.00	\$58.29	-\$58.29

Budget Entity	Fund List	Function List	Object List	Program List	Job Class List	Budget (Plan)	Actuals (Reality)	Differences		
					1713 - Instructional Assistants - Early Childhood Education	\$0.00	\$4,348.11	-\$4,348.11		
					1714 - Instructional Assistants - Preschool	\$0.00	\$0.00	\$0.00		
			52220 - Medicare Payments	4010 - Bilingual Education Programs	1411 - Teachers-Grades 1-12	\$1,000.00	\$6,119.82	-\$5,119.82		
							1412 - Teachers- Special Education	\$0.00	\$266.37	-\$266.37
							1413 - Teachers-Early Childhood Ed	\$2,000.00	\$2,499.22	-\$499.22
							1414 - Teachers-Preschool (exclude Special Ed)	\$0.00	\$0.00	\$0.00
							1415 - Teachers-Vocational and Technical	\$0.00	\$0.00	\$0.00
							1416 - Teachers-Other Instruction	\$0.00	\$0.00	\$0.00
							1422 - Teachers- Special Education-Gifted	\$0.00	\$0.00	\$0.00
							1621 - Summer School/After School	\$0.00	\$0.00	\$0.00
							1624 - Activities Salary	\$0.00	\$105.37	-\$105.37
							1711 - Instructional Assistants - Grades 1-12	\$0.00	\$13.63	-\$13.63
							1713 - Instructional Assistants - Early Childhood Education	\$0.00	\$1,016.87	-\$1,016.87
							1714 - Instructional Assistants - Preschool	\$0.00	\$0.00	\$0.00
			52311 - Health and Medical Premiums	4010 - Bilingual Education Programs	1411 - Teachers-Grades 1-12	\$0.00	\$31,810.49	-\$31,810.49		
							1412 - Teachers- Special Education	\$0.00	\$0.00	\$0.00
							1413 - Teachers-Early Childhood Ed	\$9,000.00	\$4,474.99	\$4,525.01
							1414 - Teachers-Preschool (exclude Special Ed)	\$0.00	\$0.00	\$0.00
							1415 - Teachers-Vocational and Technical	\$0.00	\$0.00	\$0.00
							1416 - Teachers-Other Instruction	\$0.00	\$0.00	\$0.00
							1422 - Teachers- Special Education-Gifted	\$0.00	\$0.00	\$0.00
							1621 - Summer School/After School	\$0.00	\$0.00	\$0.00
							1624 - Activities Salary	\$0.00	\$0.00	\$0.00
							1711 - Instructional Assistants - Grades 1-12	\$0.00	\$0.00	\$0.00
					1713 - Instructional Assistants - Early Childhood Education	\$0.00	\$0.00	\$0.00		

Budget Entity	Fund List	Function List	Object List	Program List	Job Class List	Budget (Plan)	Actuals (Reality)	Differences		
					1714 - Instructional Assistants - Preschool	\$0.00	\$0.00	\$0.00		
			52312 - Life	4010 - Bilingual Education Programs	1411 - Teachers-Grades 1-12	\$200.00	\$421.01	-\$221.01		
							1412 - Teachers- Special Education	\$0.00	\$2.71	-\$2.71
							1413 - Teachers-Early Childhood Ed	\$200.00	\$142.54	\$57.46
							1414 - Teachers-Preschool (exclude Special Ed)	\$0.00	\$0.00	\$0.00
							1415 - Teachers-Vocational and Technical	\$0.00	\$0.00	\$0.00
							1416 - Teachers-Other Instruction	\$0.00	\$0.00	\$0.00
							1422 - Teachers- Special Education- Gifted	\$0.00	\$0.00	\$0.00
							1621 - Summer School/After School	\$0.00	\$0.00	\$0.00
							1624 - Activities Salary	\$0.00	\$0.00	\$0.00
							1711 - Instructional Assistants - Grades 1-12	\$0.00	\$2.71	-\$2.71
							1713 - Instructional Assistants - Early Childhood Education	\$0.00	\$153.71	-\$153.71
							1714 - Instructional Assistants - Preschool	\$0.00	\$0.00	\$0.00
			52313 - Dental	4010 - Bilingual Education Programs	1411 - Teachers-Grades 1-12	\$1,000.00	\$988.68	\$11.32		
							1412 - Teachers- Special Education	\$0.00	\$0.00	\$0.00
							1413 - Teachers-Early Childhood Ed	\$1,000.00	\$94.20	\$905.80
							1414 - Teachers-Preschool (exclude Special Ed)	\$0.00	\$0.00	\$0.00
							1415 - Teachers-Vocational and Technical	\$0.00	\$0.00	\$0.00
							1416 - Teachers-Other Instruction	\$0.00	\$0.00	\$0.00
							1422 - Teachers- Special Education- Gifted	\$0.00	\$0.00	\$0.00
							1621 - Summer School/After School	\$0.00	\$0.00	\$0.00
							1624 - Activities Salary	\$0.00	\$0.00	\$0.00
							1711 - Instructional Assistants - Grades 1-12	\$0.00	\$8.32	-\$8.32
							1713 - Instructional Assistants - Early Childhood Education	\$0.00	\$321.95	-\$321.95
							1714 - Instructional Assistants - Preschool	\$0.00	\$0.00	\$0.00

Budget Entity	Fund List	Function List	Object List	Program List	Job Class List	Budget (Plan)	Actuals (Reality)	Differences		
			52314 - Vision	4010 - Bilingual Education Programs	1411 - Teachers-Grades 1-12	\$1,000.00	\$128.66	\$871.34		
							1412 - Teachers- Special Education	\$0.00	\$0.00	\$0.00
							1413 - Teachers-Early Childhood Ed	\$1,000.00	\$103.24	\$896.76
							1414 - Teachers-Preschool (exclude Special Ed)	\$0.00	\$0.00	\$0.00
							1415 - Teachers-Vocational and Technical	\$0.00	\$0.00	\$0.00
							1416 - Teachers-Other Instruction	\$0.00	\$0.00	\$0.00
							1422 - Teachers- Special Education-Gifted	\$0.00	\$0.00	\$0.00
							1621 - Summer School/After School	\$0.00	\$0.00	\$0.00
							1624 - Activities Salary	\$0.00	\$0.00	\$0.00
							1711 - Instructional Assistants - Grades 1-12	\$0.00	\$0.00	\$0.00
							1713 - Instructional Assistants - Early Childhood Education	\$0.00	\$60.75	-\$60.75
							1714 - Instructional Assistants - Preschool	\$0.00	\$0.00	\$0.00
			52315 - Disability	4010 - Bilingual Education Programs	1411 - Teachers-Grades 1-12	\$1,000.00	\$266.74	\$733.26		
							1412 - Teachers- Special Education	\$0.00	\$12.76	-\$12.76
							1413 - Teachers-Early Childhood Ed	\$1,000.00	\$242.88	\$757.12
							1414 - Teachers-Preschool (exclude Special Ed)	\$0.00	\$0.00	\$0.00
							1415 - Teachers-Vocational and Technical	\$0.00	\$0.00	\$0.00
							1416 - Teachers-Other Instruction	\$0.00	\$0.00	\$0.00
							1422 - Teachers- Special Education-Gifted	\$0.00	\$0.00	\$0.00
							1621 - Summer School/After School	\$0.00	\$0.00	\$0.00
							1624 - Activities Salary	\$0.00	\$0.00	\$0.00
							1711 - Instructional Assistants - Grades 1-12	\$0.00	\$0.00	\$0.00
							1713 - Instructional Assistants - Early Childhood Education	\$0.00	\$0.00	\$0.00
							1714 - Instructional Assistants - Preschool	\$0.00	\$0.00	\$0.00
				4010 - Bilingual Education Programs	1411 - Teachers-Grades 1-12	\$100.00	\$50.21	\$49.79		
				4010 - Bilingual Education Programs	1412 - Teachers- Special Education	\$0.00	\$2.76	-\$2.76		

Budget Entity	Fund List	Function List	Object List	Program List	Job Class List	Budget (Plan)	Actuals (Reality)	Differences
			52720 - Workers Compensation Employer's Fee		1413 - Teachers-Early Childhood Ed	\$100.00	\$14.83	\$85.17
					1414 - Teachers-Preschool (exclude Special Ed)	\$0.00	\$0.00	\$0.00
					1415 - Teachers-Vocational and Technical	\$0.00	\$0.00	\$0.00
					1416 - Teachers-Other Instruction	\$0.00	\$0.00	\$0.00
					1422 - Teachers- Special Education-Gifted	\$0.00	\$0.00	\$0.00
					1621 - Summer School/After School	\$0.00	\$0.00	\$0.00
					1624 - Activities Salary	\$0.00	\$4.60	-\$4.60
					1711 - Instructional Assistants - Grades 1-12	\$0.00	\$0.46	-\$0.46
					1713 - Instructional Assistants - Early Childhood Education	\$0.00	\$16.87	-\$16.87
					1714 - Instructional Assistants - Preschool	\$0.00	\$0.00	\$0.00
						\$434,600.00	\$838,437.71	-\$403,837.71
Pecos Cyber Academy	11000 - Operational	1000 - Instruction	51100 - Salaries Expense	4010 - Bilingual Education Programs	1411 - Teachers-Grades 1-12	\$150,000.00	\$0.00	\$150,000.00
					1412 - Teachers- Special Education	\$0.00	\$0.00	\$0.00
					1413 - Teachers-Early Childhood Ed	\$0.00	\$0.00	\$0.00
					1414 - Teachers-Preschool (exclude Special Ed)	\$0.00	\$0.00	\$0.00
					1415 - Teachers-Vocational and Technical	\$0.00	\$0.00	\$0.00
					1416 - Teachers-Other Instruction	\$0.00	\$201,250.00	-\$201,250.00
					1422 - Teachers- Special Education-Gifted	\$0.00	\$0.00	\$0.00
					1621 - Summer School/After School	\$0.00	\$0.00	\$0.00
					1624 - Activities Salary	\$0.00	\$0.00	\$0.00
					1711 - Instructional Assistants - Grades 1-12	\$0.00	\$0.00	\$0.00
					1713 - Instructional Assistants - Early Childhood Education	\$0.00	\$0.00	\$0.00
			1714 - Instructional Assistants - Preschool	\$0.00	\$0.00	\$0.00		
52111 - Educational Retirement	4010 - Bilingual Education Programs	1416 - Teachers-Other Instruction	\$26,000.00	\$34,514.56	-\$8,514.56			

Budget Entity	Fund List	Function List	Object List	Program List	Job Class List	Budget (Plan)	Actuals (Reality)	Differences
			52112 - ERA - Retiree Health	4010 - Bilingual Education Programs	1416 - Teachers-Other Instruction	\$3,000.00	\$4,025.02	-\$1,025.02
			52210 - FICA Payments	4010 - Bilingual Education Programs	1416 - Teachers-Other Instruction	\$0.00	\$6,372.26	-\$6,372.26
			52220 - Medicare Payments	4010 - Bilingual Education Programs	1416 - Teachers-Other Instruction	\$2,200.00	\$2,544.67	-\$344.67
			52311 - Health and Medical Premiums	4010 - Bilingual Education Programs	1416 - Teachers-Other Instruction	\$31,000.00	\$36,890.82	-\$5,890.82
			52312 - Life	4010 - Bilingual Education Programs	1416 - Teachers-Other Instruction	\$130.00	\$194.62	-\$64.62
			52313 - Dental	4010 - Bilingual Education Programs	1416 - Teachers-Other Instruction	\$900.00	\$1,488.92	-\$588.92
			52314 - Vision	4010 - Bilingual Education Programs	1416 - Teachers-Other Instruction	\$150.00	\$257.12	-\$107.12
			52315 - Disability	4010 - Bilingual Education Programs	1416 - Teachers-Other Instruction	\$600.00	\$520.68	\$79.32
			52500 - Unemployment Compensation	4010 - Bilingual Education Programs	1416 - Teachers-Other Instruction	\$200.00	\$997.71	-\$797.71
			52720 - Workers Compensation Employer's Fee	4010 - Bilingual Education Programs	1416 - Teachers-Other Instruction	\$20.00	\$27.60	-\$7.60
Pecos Independent Schools	11000 - Operationa 1	1000 - Instruction	51100 - Salaries Expense	4010 - Bilingual Education Programs	1416 - Teachers-Other Instruction	\$184,900.00	\$173,158.14	\$11,741.86
			51300 - Additional Compensation	4010 - Bilingual Education Programs	1416 - Teachers-Other Instruction	\$25,556.00	\$21,556.00	\$4,000.00
			52111 - Educational Retirement	4010 - Bilingual Education Programs	1416 - Teachers-Other Instruction	\$35,998.00	\$33,393.53	\$2,604.47
			52112 - ERA - Retiree Health	4010 - Bilingual Education Programs	1416 - Teachers-Other Instruction	\$4,198.00	\$3,894.46	\$303.54
			52210 - FICA Payments	4010 - Bilingual Education Programs	1416 - Teachers-Other Instruction	\$13,014.00	\$10,950.62	\$2,063.38
			52220 - Medicare Payments	4010 - Bilingual Education Programs	1416 - Teachers-Other Instruction	\$3,044.00	\$2,560.96	\$483.04
			52311 - Health and Medical Premiums	4010 - Bilingual Education Programs	1416 - Teachers-Other Instruction	\$35,866.00	\$39,027.53	-\$3,161.53
			52312 - Life	4010 - Bilingual Education Programs	1416 - Teachers-Other Instruction	\$165.00	\$181.20	-\$16.20

Budget Entity	Fund List	Function List	Object List	Program List	Job Class List	Budget (Plan)	Actuals (Reality)	Differences		
			52313 - Dental	4010 - Bilingual Education Programs	1416 - Teachers-Other Instruction	\$1,502.00	\$1,564.09	-\$62.09		
			52314 - Vision	4010 - Bilingual Education Programs	1416 - Teachers-Other Instruction	\$276.00	\$281.76	-\$5.76		
			52315 - Disability	4010 - Bilingual Education Programs	1416 - Teachers-Other Instruction	\$490.00	\$412.38	\$77.62		
			52720 - Workers Compensation Employer's Fee	4010 - Bilingual Education Programs	1416 - Teachers-Other Instruction	\$0.00	\$26.40	-\$26.40		
			52913 - Workers Compensation Employee Fees	4010 - Bilingual Education Programs	1416 - Teachers-Other Instruction	\$30.00	\$0.00	\$30.00		
						\$305,039.00	\$287,007.07	\$18,031.93		
Penasco Independent School	11000 - Operationa 1	1000 - Instruction	51100 - Salaries Expense	4010 - Bilingual Education Programs	1416 - Teachers-Other Instruction	\$65,614.30	\$32,309.76	\$33,304.54		
			51300 - Additional Compensation	4010 - Bilingual Education Programs	1416 - Teachers-Other Instruction	\$9,900.00	\$9,900.00	\$0.00		
			52111 - Educational Retirement	4010 - Bilingual Education Programs	1416 - Teachers-Other Instruction	\$12,950.00	\$7,238.97	\$5,711.03		
			52112 - ERA - Retiree Health	4010 - Bilingual Education Programs	1416 - Teachers-Other Instruction	\$198.00	\$844.23	-\$646.23		
			52210 - FICA Payments	4010 - Bilingual Education Programs	1416 - Teachers-Other Instruction	\$4,520.00	\$2,544.53	\$1,975.47		
			52220 - Medicare Payments	4010 - Bilingual Education Programs	1416 - Teachers-Other Instruction	\$1,058.00	\$595.09	\$462.91		
			52311 - Health and Medical Premiums	4010 - Bilingual Education Programs	1416 - Teachers-Other Instruction	\$0.00	\$1,669.84	-\$1,669.84		
			52312 - Life	4010 - Bilingual Education Programs	1416 - Teachers-Other Instruction	\$0.00	\$23.67	-\$23.67		
			52313 - Dental	4010 - Bilingual Education Programs	1416 - Teachers-Other Instruction	\$0.00	\$68.64	-\$68.64		
			52314 - Vision	4010 - Bilingual Education Programs	1416 - Teachers-Other Instruction	\$0.00	\$15.04	-\$15.04		
			52315 - Disability	4010 - Bilingual Education Programs	1416 - Teachers-Other Instruction	\$0.00	\$76.36	-\$76.36		
			52720 - Workers Compensation Employer's Fee	4010 - Bilingual Education Programs	1416 - Teachers-Other Instruction	\$2.30	\$4.60	-\$2.30		
								\$94,242.60	\$55,290.73	\$38,951.87

Budget Entity	Fund List	Function List	Object List	Program List	Job Class List	Budget (Plan)	Actuals (Reality)	Differences			
Pojoaque Valley Schools	11000 - Operationa 1	1000 - Instruction	51100 - Salaries Expense	4010 - Bilingual Education Programs	1416 - Teachers-Other Instruction	\$341,228.00	\$341,227.69	\$0.31			
			51300 - Additional Compensation	4010 - Bilingual Education Programs	1416 - Teachers-Other Instruction	\$50,000.00	\$38,500.00	\$11,500.00			
			52111 - Educational Retirement	4010 - Bilingual Education Programs	1416 - Teachers-Other Instruction	\$61,522.00	\$65,123.62	-\$3,601.62			
			52112 - ERA - Retiree Health	4010 - Bilingual Education Programs	1416 - Teachers-Other Instruction	\$7,810.00	\$7,594.64	\$215.36			
			52210 - FICA Payments	4010 - Bilingual Education Programs	1416 - Teachers-Other Instruction	\$22,370.00	\$22,655.03	-\$285.03			
			52220 - Medicare Payments	4010 - Bilingual Education Programs	1416 - Teachers-Other Instruction	\$5,980.00	\$5,298.80	\$681.20			
			52311 - Health and Medical Premiums	4010 - Bilingual Education Programs	1416 - Teachers-Other Instruction	\$17,780.00	\$18,315.53	-\$535.53			
			52312 - Life	4010 - Bilingual Education Programs	1416 - Teachers-Other Instruction	\$440.00	\$343.67	\$96.33			
			52313 - Dental	4010 - Bilingual Education Programs	1416 - Teachers-Other Instruction	\$1,104.00	\$1,101.08	\$2.92			
			52314 - Vision	4010 - Bilingual Education Programs	1416 - Teachers-Other Instruction	\$300.00	\$299.99	\$0.01			
			52315 - Disability	4010 - Bilingual Education Programs	1416 - Teachers-Other Instruction	\$300.00	\$272.01	\$27.99			
			52720 - Workers Compensation Employer's Fee	4010 - Bilingual Education Programs	1416 - Teachers-Other Instruction	\$40.00	\$50.17	-\$10.17			
									\$508,874.00	\$500,782.23	\$8,091.77
			Portales Municipal Schools	11000 - Operationa 1	1000 - Instruction	51100 - Salaries Expense	4010 - Bilingual Education Programs	1416 - Teachers-Other Instruction	\$1,164,771.00	\$1,163,626.74	\$1,144.26
1713 - Instructional Assistants - Early Childhood Education	\$22,372.00	\$22,371.75						\$0.25			
51300 - Additional Compensation	4010 - Bilingual Education Programs	1411 - Teachers-Grades 1-12				\$1,000.00	\$1,000.00	\$0.00			
		1416 - Teachers-Other Instruction				\$2,000.00	\$2,000.00	\$0.00			
52111 - Educational Retirement	4010 - Bilingual Education Programs	1411 - Teachers-Grades 1-12				\$172.00	\$171.58	\$0.42			
		1416 - Teachers-Other Instruction				\$200,102.00	\$199,905.15	\$196.85			
		1713 - Instructional Assistants - Early Childhood Education				\$3,837.00	\$3,836.86	\$0.14			
52112 - ERA - Retiree Health	4010 - Bilingual Education Programs	1411 - Teachers-Grades 1-12				\$20.00	\$19.92	\$0.08			
		1416 - Teachers-Other Instruction				\$23,336.00	\$23,312.34	\$23.66			
		1713 - Instructional Assistants - Early Childhood Education				\$448.00	\$447.36	\$0.64			

Budget Entity	Fund List	Function List	Object List	Program List	Job Class List	Budget (Plan)	Actuals (Reality)	Differences
			52210 - FICA Payments	4010 - Bilingual Education Programs	1411 - Teachers-Grades 1-12	\$54.00	\$53.04	\$0.96
					1416 - Teachers-Other Instruction	\$67,993.00	\$67,817.54	\$175.46
					1713 - Instructional Assistants - Early Childhood Education	\$889.00	\$862.94	\$26.06
			52220 - Medicare Payments	4010 - Bilingual Education Programs	1411 - Teachers-Grades 1-12	\$13.00	\$12.41	\$0.59
					1416 - Teachers-Other Instruction	\$15,978.00	\$15,860.55	\$117.45
					1713 - Instructional Assistants - Early Childhood Education	\$208.00	\$201.90	\$6.10
			52311 - Health and Medical Premiums	4010 - Bilingual Education Programs	1416 - Teachers-Other Instruction	\$152,958.00	\$146,335.90	\$6,622.10
					1713 - Instructional Assistants - Early Childhood Education	\$18,280.00	\$18,271.50	\$8.50
			52312 - Life	4010 - Bilingual Education Programs	1416 - Teachers-Other Instruction	\$571.00	\$570.24	\$0.76
					1713 - Instructional Assistants - Early Childhood Education	\$32.00	\$31.68	\$0.32
			52313 - Dental	4010 - Bilingual Education Programs	1416 - Teachers-Other Instruction	\$6,170.00	\$5,423.76	\$746.24
					1713 - Instructional Assistants - Early Childhood Education	\$719.00	\$718.56	\$0.44
			52314 - Vision	4010 - Bilingual Education Programs	1416 - Teachers-Other Instruction	\$968.00	\$866.40	\$101.60
					1713 - Instructional Assistants - Early Childhood Education	\$119.00	\$118.80	\$0.20
			52710 - Workers Compensation Premium	4010 - Bilingual Education Programs	1416 - Teachers-Other Instruction	\$13,494.00	\$13,493.65	\$0.35
1713 - Instructional Assistants - Early Childhood Education	\$246.00	\$245.23			\$0.77			
52720 - Workers Compensation Employer's Fee	4010 - Bilingual Education Programs	1416 - Teachers-Other Instruction	\$161.00	\$160.51	\$0.49			
		1713 - Instructional Assistants - Early Childhood Education	\$10.00	\$9.20	\$0.80			
						\$1,696,921.00	\$1,687,745.51	\$9,175.49
Questa Independent Schools	11000 - Operationa 1	1000 - Instruction	51100 - Salaries Expense	4010 - Bilingual Education Programs	1416 - Teachers-Other Instruction	\$159,290.00	\$169,143.12	-\$9,853.12
			51300 - Additional Compensation	4010 - Bilingual Education Programs	1411 - Teachers-Grades 1-12	\$0.00	\$750.00	-\$750.00
					1416 - Teachers-Other Instruction	\$5,501.00	\$14,225.00	-\$8,724.00
			52111 - Educational Retirement	4010 - Bilingual Education Programs	1411 - Teachers-Grades 1-12	\$0.00	\$128.63	-\$128.63
					1416 - Teachers-Other Instruction	\$28,073.00	\$31,409.34	-\$3,336.34
			52112 - ERA - Retiree Health	4010 - Bilingual Education Programs	1411 - Teachers-Grades 1-12	\$0.00	\$15.00	-\$15.00
					1416 - Teachers-Other Instruction	\$3,274.00	\$3,663.04	-\$389.04
52210 - FICA Payments	4010 - Bilingual Education Programs	1411 - Teachers-Grades 1-12	\$0.00	\$46.50	-\$46.50			
		1416 - Teachers-Other Instruction	\$10,149.00	\$11,034.99	-\$885.99			
						\$0.00	\$10.87	-\$10.87

Budget Entity	Fund List	Function List	Object List	Program List	Job Class List	Budget (Plan)	Actuals (Reality)	Differences
			52220 - Medicare Payments	4010 - Bilingual Education Programs	1416 - Teachers-Other Instruction	\$2,374.00	\$2,580.71	-\$206.71
			52312 - Life	4010 - Bilingual Education Programs	1416 - Teachers-Other Instruction	\$149.00	\$150.24	-\$1.24
			52313 - Dental	4010 - Bilingual Education Programs	1416 - Teachers-Other Instruction	\$163.00	\$157.78	\$5.22
			52314 - Vision	4010 - Bilingual Education Programs	1416 - Teachers-Other Instruction	\$115.00	\$132.02	-\$17.02
			52315 - Disability	4010 - Bilingual Education Programs	1416 - Teachers-Other Instruction	\$171.00	\$182.82	-\$11.82
			52500 - Unemployment Compensation	4010 - Bilingual Education Programs	1416 - Teachers-Other Instruction	\$2,800.00	\$0.00	\$2,800.00
			52710 - Workers Compensation Premium	4010 - Bilingual Education Programs	1416 - Teachers-Other Instruction	\$23.00	\$23.92	-\$0.92
Raices Del Saber Xinachtli Comm School	11000 - Operationa 1	1000 - Instruccion	51300 - Additional Compensation	4010 - Bilingual Education Programs	1411 - Teachers-Grades 1-12	\$20,000.00	\$13,203.00	\$6,797.00
					1412 - Teachers- Special Education	\$0.00	\$1,016.00	-\$1,016.00
					1413 - Teachers-Early Childhood Ed	\$0.00	\$4,064.00	-\$4,064.00
					1416 - Teachers-Other Instruction	\$0.00	\$5,244.00	-\$5,244.00
					1711 - Instructional Assistants - Grades 1-12	\$0.00	\$4,047.00	-\$4,047.00
			52111 - Educational Retirement	4010 - Bilingual Education Programs	1411 - Teachers-Grades 1-12	\$0.00	\$2,264.30	-\$2,264.30
					1412 - Teachers- Special Education	\$0.00	\$174.24	-\$174.24
					1413 - Teachers-Early Childhood Ed	\$0.00	\$696.96	-\$696.96
					1416 - Teachers-Other Instruction	\$0.00	\$899.32	-\$899.32
					1711 - Instructional Assistants - Grades 1-12	\$0.00	\$694.05	-\$694.05
			52112 - ERA - Retiree Health	4010 - Bilingual Education Programs	1411 - Teachers-Grades 1-12	\$0.00	\$264.06	-\$264.06
					1412 - Teachers- Special Education	\$0.00	\$20.32	-\$20.32
					1413 - Teachers-Early Childhood Ed	\$0.00	\$81.28	-\$81.28
					1416 - Teachers-Other Instruction	\$0.00	\$104.88	-\$104.88
					1711 - Instructional Assistants - Grades 1-12	\$0.00	\$80.93	-\$80.93
			52210 - FICA Payments	4010 - Bilingual Education Programs	1411 - Teachers-Grades 1-12	\$0.00	\$805.82	-\$805.82
					1412 - Teachers- Special Education	\$0.00	\$63.00	-\$63.00
					1413 - Teachers-Early Childhood Ed	\$0.00	\$251.94	-\$251.94

Budget Entity	Fund List	Function List	Object List	Program List	Job Class List	Budget (Plan)	Actuals (Reality)	Differences			
					1416 - Teachers-Other Instruction	\$0.00	\$323.83	-\$323.83			
					1711 - Instructional Assistants - Grades 1-12	\$0.00	\$247.67	-\$247.67			
			52220 - Medicare Payments	4010 - Bilingual Education Programs	1411 - Teachers-Grades 1-12	\$0.00	\$188.46	-\$188.46			
					1412 - Teachers- Special Education	\$0.00	\$14.74	-\$14.74			
					1413 - Teachers-Early Childhood Ed	\$0.00	\$58.92	-\$58.92			
					1416 - Teachers-Other Instruction	\$0.00	\$75.74	-\$75.74			
					1711 - Instructional Assistants - Grades 1-12	\$0.00	\$57.92	-\$57.92			
			52312 - Life	4010 - Bilingual Education Programs	1416 - Teachers-Other Instruction	\$0.00	\$1.22	-\$1.22			
					1711 - Instructional Assistants - Grades 1-12	\$0.00	\$2.63	-\$2.63			
			52315 - Disability	4010 - Bilingual Education Programs	1416 - Teachers-Other Instruction	\$0.00	\$0.21	-\$0.21			
			52500 - Unemployment Compensation	4010 - Bilingual Education Programs	1411 - Teachers-Grades 1-12	\$0.00	\$37.53	-\$37.53			
					1412 - Teachers- Special Education	\$0.00	\$3.36	-\$3.36			
					1413 - Teachers-Early Childhood Ed	\$0.00	\$13.40	-\$13.40			
					1416 - Teachers-Other Instruction	\$0.00	\$17.32	-\$17.32			
								\$0.00	\$13.38	-\$13.38	
									\$20,000.00	\$35,031.43	-\$15,031.43
			Roswell Independent School District	11000 - Operationa 1	1000 - Instruction	51100 - Salaries Expense	4010 - Bilingual Education Programs	1413 - Teachers-Early Childhood Ed	\$149,664.00	\$149,663.34	\$0.66
1416 - Teachers-Other Instruction	\$872,709.00	\$750,408.42						\$122,300.58			
51300 - Additional Compensation	4010 - Bilingual Education Programs	1413 - Teachers-Early Childhood Ed				\$12,983.00	\$14,102.00	-\$1,119.00			
		1416 - Teachers-Other Instruction				\$56,143.00	\$48,868.00	\$7,275.00			
52111 - Educational Retirement	4010 - Bilingual Education Programs	1413 - Teachers-Early Childhood Ed				\$27,823.00	\$28,085.92	-\$262.92			
		1416 - Teachers-Other Instruction				\$136,963.00	\$137,075.96	-\$112.96			
52112 - ERA - Retiree Health	4010 - Bilingual Education Programs	1413 - Teachers-Early Childhood Ed				\$3,245.00	\$3,275.28	-\$30.28			
		1416 - Teachers-Other Instruction				\$18,577.00	\$15,985.47	\$2,591.53			
52210 - FICA Payments	4010 - Bilingual Education Programs	1413 - Teachers-Early Childhood Ed				\$9,120.00	\$8,792.64	\$327.36			
		1416 - Teachers-Other Instruction				\$57,589.00	\$46,004.65	\$11,584.35			
52220 - Medicare Payments	4010 - Bilingual Education Programs	1413 - Teachers-Early Childhood Ed				\$2,133.00	\$2,056.45	\$76.55			
		1416 - Teachers-Other Instruction				\$13,468.00	\$10,759.19	\$2,708.81			
52311 - Health and Medical Premiums	4010 - Bilingual Education Programs	1413 - Teachers-Early Childhood Ed	\$32,521.00	\$32,520.00	\$1.00						
		1416 - Teachers-Other Instruction	\$86,643.00	\$84,234.65	\$2,408.35						
52312 - Life	4010 - Bilingual Education Programs	1413 - Teachers-Early Childhood Ed	\$135.00	\$134.13	\$0.87						
		1416 - Teachers-Other Instruction	\$759.00	\$669.77	\$89.23						

Budget Entity	Fund List	Function List	Object List	Program List	Job Class List	Budget (Plan)	Actuals (Reality)	Differences			
			52313 - Dental	4010 - Bilingual Education Programs	1413 - Teachers-Early Childhood Ed	\$1,274.00	\$1,272.96	\$1.04			
					1416 - Teachers-Other Instruction	\$3,672.00	\$3,371.41	\$300.59			
			52314 - Vision	4010 - Bilingual Education Programs	1413 - Teachers-Early Childhood Ed	\$211.00	\$210.24	\$0.76			
					1416 - Teachers-Other Instruction	\$719.00	\$647.67	\$71.33			
			52315 - Disability	4010 - Bilingual Education Programs	1413 - Teachers-Early Childhood Ed	\$243.00	\$241.86	\$1.14			
					1416 - Teachers-Other Instruction	\$2,153.00	\$2,151.99	\$1.01			
			52710 - Workers Compensation Premium	4010 - Bilingual Education Programs	1413 - Teachers-Early Childhood Ed	\$5,508.00	\$5,082.53	\$425.47			
					1416 - Teachers-Other Instruction	\$33,357.00	\$30,780.41	\$2,576.59			
			52720 - Workers Compensation Employer's Fee	4010 - Bilingual Education Programs	1413 - Teachers-Early Childhood Ed	\$28.00	\$18.40	\$9.60			
					1416 - Teachers-Other Instruction	\$166.00	\$94.29	\$71.71			
									\$1,527,806.00	\$1,376,507.63	\$151,298.37
			Ruidoso Municipal Schools	11000 - Operationa 1	1000 - Instruction	51100 - Salaries Expense	4010 - Bilingual Education Programs	1416 - Teachers-Other Instruction	\$805,948.00	\$564,377.00	\$241,571.00
1711 - Instructional Assistants - Grades 1-12	\$11,455.00	\$0.00						\$11,455.00			
51300 - Additional Compensation	4010 - Bilingual Education Programs	1416 - Teachers-Other Instruction				\$34,479.00	\$64,197.82	-\$29,718.82			
52111 - Educational Retirement	4010 - Bilingual Education Programs	1416 - Teachers-Other Instruction				\$138,220.00	\$107,012.40	\$31,207.60			
		1711 - Instructional Assistants - Grades 1-12				\$1,964.00	\$0.00	\$1,964.00			
52112 - ERA - Retiree Health	4010 - Bilingual Education Programs	1416 - Teachers-Other Instruction				\$16,119.00	\$12,479.53	\$3,639.47			
		1711 - Instructional Assistants - Grades 1-12				\$229.00	\$0.00	\$229.00			
52210 - FICA Payments	4010 - Bilingual Education Programs	1416 - Teachers-Other Instruction				\$49,969.00	\$37,956.20	\$12,012.80			
		1711 - Instructional Assistants - Grades 1-12				\$710.00	\$0.00	\$710.00			
52220 - Medicare Payments	4010 - Bilingual Education Programs	1416 - Teachers-Other Instruction				\$11,686.00	\$8,876.96	\$2,809.04			
		1711 - Instructional Assistants - Grades 1-12				\$166.00	\$0.00	\$166.00			
52311 - Health and Medical Premiums	4010 - Bilingual Education Programs	1416 - Teachers-Other Instruction	\$108,803.00	\$71,766.38	\$37,036.62						
		1711 - Instructional Assistants - Grades 1-12	\$1,546.00	\$0.00	\$1,546.00						
52312 - Life	4010 - Bilingual Education Programs	1416 - Teachers-Other Instruction	\$814.00	\$578.60	\$235.40						
		1711 - Instructional Assistants - Grades 1-12	\$12.00	\$0.00	\$12.00						
52313 - Dental				1416 - Teachers-Other Instruction	\$4,836.00	\$3,622.08	\$1,213.92				

Budget Entity	Fund List	Function List	Object List	Program List	Job Class List	Budget (Plan)	Actuals (Reality)	Differences
				4010 - Bilingual Education Programs	1711 - Instructional Assistants - Grades 1-12	\$69.00	\$0.00	\$69.00
			52314 - Vision	4010 - Bilingual Education Programs	1416 - Teachers-Other Instruction	\$967.00	\$583.06	\$383.94
					1711 - Instructional Assistants - Grades 1-12	\$14.00	\$0.00	\$14.00
			52720 - Workers Compensation Employer's Fee	4010 - Bilingual Education Programs	1416 - Teachers-Other Instruction	\$154.00	\$85.77	\$68.23
					1711 - Instructional Assistants - Grades 1-12	\$2.00	\$0.00	\$2.00
						\$1,188,162.00	\$871,535.80	\$316,626.20
San Diego Riverside School	11000 - Operationa 1	1000 - Instruction	51100 - Salaries Expense	4010 - Bilingual Education Programs	1411 - Teachers-Grades 1-12	\$0.00	\$0.00	\$0.00
						\$0.00	\$0.00	\$0.00
Sandoval Academy of Bilingual Education	11000 - Operationa 1	1000 - Instruction	51300 - Additional Compensation	4010 - Bilingual Education Programs	1416 - Teachers-Other Instruction	\$31,500.00	\$35,000.00	-\$3,500.00
			52111 - Educational Retirement	4010 - Bilingual Education Programs	1416 - Teachers-Other Instruction	\$0.00	\$6,002.49	-\$6,002.49
			52112 - ERA - Retiree Health	4010 - Bilingual Education Programs	1416 - Teachers-Other Instruction	\$0.00	\$700.00	-\$700.00
			52113 - ERA - Retiree Health	4010 - Bilingual Education Programs	1416 - Teachers-Other Instruction	\$0.00	\$2,170.00	-\$2,170.00
			52114 - ERA - Retiree Health	4010 - Bilingual Education Programs	1416 - Teachers-Other Instruction	\$0.00	\$507.50	-\$507.50
			52115 - ERA - Retiree Health	4010 - Bilingual Education Programs	1416 - Teachers-Other Instruction	\$0.00	\$91.34	-\$91.34
								\$31,500.00
Santa Fe Public Schools	11000 - Operationa 1	1000 - Instruction	51100 - Salaries Expense	4010 - Bilingual Education Programs	1411 - Teachers-Grades 1-12	\$56,724.00	\$425.43	\$56,298.57
					1413 - Teachers-Early Childhood Ed	\$443,362.00	\$519,126.32	-\$75,764.32
					1414 - Teachers-Preschool (exclude Special Ed)	\$0.00	\$70,330.00	-\$70,330.00
					1416 - Teachers-Other Instruction	\$4,417,350.00	\$4,153,014.78	\$264,335.22
					1711 - Instructional Assistants - Grades 1-12	\$0.00	\$43,588.94	-\$43,588.94
					1713 - Instructional Assistants - Early Childhood Education	\$149,402.00	\$148,271.22	\$1,130.78
					1714 - Instructional Assistants - Preschool	\$22,045.00	\$40,144.54	-\$18,099.54
			51300 - Additional Compensation	4010 - Bilingual Education Programs	1411 - Teachers-Grades 1-12	\$0.00	\$19,000.00	-\$19,000.00
				1413 - Teachers-Early Childhood Ed	\$0.00	\$3,949.18	-\$3,949.18	

Budget Entity	Fund List	Function List	Object List	Program List	Job Class List	Budget (Plan)	Actuals (Reality)	Differences		
					1414 - Teachers-Preschool (exclude Special Ed)	\$0.00	\$1,940.44	-\$1,940.44		
					1416 - Teachers-Other Instruction	\$43,868.00	\$295,842.27	-\$251,974.27		
					1711 - Instructional Assistants - Grades 1-12	\$0.00	\$1,533.68	-\$1,533.68		
					1713 - Instructional Assistants - Early Childhood Education	\$0.00	\$13,066.93	-\$13,066.93		
					1714 - Instructional Assistants - Preschool	\$0.00	\$2,481.38	-\$2,481.38		
			52111 - Educational Retirement	4010 - Bilingual Education Programs	1411 - Teachers-Grades 1-12	\$0.00	\$3,215.68	-\$3,215.68		
							1413 - Teachers-Early Childhood Ed	\$0.00	\$88,018.92	-\$88,018.92
							1414 - Teachers-Preschool (exclude Special Ed)	\$0.00	\$12,394.46	-\$12,394.46
							1416 - Teachers-Other Instruction	\$0.00	\$758,925.96	-\$758,925.96
							1711 - Instructional Assistants - Grades 1-12	\$0.00	\$7,681.94	-\$7,681.94
							1713 - Instructional Assistants - Early Childhood Education	\$0.00	\$27,498.77	-\$27,498.77
					1714 - Instructional Assistants - Preschool	\$0.00	\$7,310.42	-\$7,310.42		
			52112 - ERA - Retiree Health	4010 - Bilingual Education Programs	1411 - Teachers-Grades 1-12	\$0.00	\$380.00	-\$380.00		
							1413 - Teachers-Early Childhood Ed	\$0.00	\$10,264.77	-\$10,264.77
							1414 - Teachers-Preschool (exclude Special Ed)	\$0.00	\$1,445.42	-\$1,445.42
							1416 - Teachers-Other Instruction	\$0.00	\$88,505.22	-\$88,505.22
							1711 - Instructional Assistants - Grades 1-12	\$0.00	\$895.81	-\$895.81
							1713 - Instructional Assistants - Early Childhood Education	\$0.00	\$3,206.91	-\$3,206.91
					1714 - Instructional Assistants - Preschool	\$0.00	\$852.45	-\$852.45		
			52210 - FICA Payments	4010 - Bilingual Education Programs	1411 - Teachers-Grades 1-12	\$0.00	\$1,111.38	-\$1,111.38		
							1413 - Teachers-Early Childhood Ed	\$0.00	\$27,151.15	-\$27,151.15
							1414 - Teachers-Preschool (exclude Special Ed)	\$0.00	\$4,153.07	-\$4,153.07
							1416 - Teachers-Other Instruction	\$0.00	\$211,792.54	-\$211,792.54
							1711 - Instructional Assistants - Grades 1-12	\$0.00	\$2,649.47	-\$2,649.47

Budget Entity	Fund List	Function List	Object List	Program List	Job Class List	Budget (Plan)	Actuals (Reality)	Differences
					1713 - Instructional Assistants - Early Childhood Education	\$0.00	\$9,191.05	-\$9,191.05
					1714 - Instructional Assistants - Preschool	\$0.00	\$2,338.32	-\$2,338.32
			52220 - Medicare Payments	4010 - Bilingual Education Programs	1411 - Teachers-Grades 1-12	\$0.00	\$259.94	-\$259.94
					1413 - Teachers-Early Childhood Ed	\$0.00	\$6,349.75	-\$6,349.75
					1414 - Teachers-Preschool (exclude Special Ed)	\$0.00	\$971.23	-\$971.23
					1416 - Teachers-Other Instruction	\$0.00	\$49,532.78	-\$49,532.78
					1711 - Instructional Assistants - Grades 1-12	\$0.00	\$619.62	-\$619.62
					1713 - Instructional Assistants - Early Childhood Education	\$0.00	\$2,149.58	-\$2,149.58
					1714 - Instructional Assistants - Preschool	\$0.00	\$546.92	-\$546.92
			52311 - Health and Medical Premiums	4010 - Bilingual Education Programs	1413 - Teachers-Early Childhood Ed	\$0.00	\$60,256.98	-\$60,256.98
					1414 - Teachers-Preschool (exclude Special Ed)	\$0.00	\$12,884.74	-\$12,884.74
					1416 - Teachers-Other Instruction	\$0.00	\$321,465.29	-\$321,465.29
					1711 - Instructional Assistants - Grades 1-12	\$0.00	\$5,653.66	-\$5,653.66
					1713 - Instructional Assistants - Early Childhood Education	\$0.00	\$44,333.14	-\$44,333.14
					1714 - Instructional Assistants - Preschool	\$0.00	\$18,702.60	-\$18,702.60
			52312 - Life	4010 - Bilingual Education Programs	1413 - Teachers-Early Childhood Ed	\$0.00	\$237.60	-\$237.60
					1414 - Teachers-Preschool (exclude Special Ed)	\$0.00	\$31.68	-\$31.68
					1416 - Teachers-Other Instruction	\$0.00	\$1,970.88	-\$1,970.88
					1711 - Instructional Assistants - Grades 1-12	\$0.00	\$64.68	-\$64.68
					1713 - Instructional Assistants - Early Childhood Education	\$0.00	\$190.08	-\$190.08
					1714 - Instructional Assistants - Preschool	\$0.00	\$63.36	-\$63.36
			52313 - Dental	4010 - Bilingual Education Programs	1413 - Teachers-Early Childhood Ed	\$0.00	\$2,724.44	-\$2,724.44
					1414 - Teachers-Preschool (exclude Special Ed)	\$0.00	\$404.40	-\$404.40
					1416 - Teachers-Other Instruction	\$0.00	\$13,431.56	-\$13,431.56

Budget Entity	Fund List	Function List	Object List	Program List	Job Class List	Budget (Plan)	Actuals (Reality)	Differences	
					1711 - Instructional Assistants - Grades 1-12	\$0.00	\$714.63	-\$714.63	
					1713 - Instructional Assistants - Early Childhood Education	\$0.00	\$1,233.77	-\$1,233.77	
					1714 - Instructional Assistants - Preschool	\$0.00	\$733.03	-\$733.03	
			52314 - Vision	4010 - Bilingual Education Programs	1413 - Teachers-Early Childhood Ed	\$0.00	\$320.54	-\$320.54	
					1414 - Teachers-Preschool (exclude Special Ed)	\$0.00	\$75.60	-\$75.60	
					1416 - Teachers-Other Instruction	\$0.00	\$2,230.31	-\$2,230.31	
					1711 - Instructional Assistants - Grades 1-12	\$0.00	\$115.35	-\$115.35	
					1713 - Instructional Assistants - Early Childhood Education	\$0.00	\$182.16	-\$182.16	
					1714 - Instructional Assistants - Preschool	\$0.00	\$118.80	-\$118.80	
			52315 - Disability	4010 - Bilingual Education Programs	1413 - Teachers-Early Childhood Ed	\$0.00	\$428.04	-\$428.04	
					1414 - Teachers-Preschool (exclude Special Ed)	\$0.00	\$244.44	-\$244.44	
					1416 - Teachers-Other Instruction	\$0.00	\$2,530.23	-\$2,530.23	
					1713 - Instructional Assistants - Early Childhood Education	\$0.00	\$92.24	-\$92.24	
			52720 - Workers Compensation Employer's Fee	4010 - Bilingual Education Programs	1413 - Teachers-Early Childhood Ed	\$0.00	\$55.20	-\$55.20	
					1414 - Teachers-Preschool (exclude Special Ed)	\$0.00	\$6.90	-\$6.90	
					1416 - Teachers-Other Instruction	\$0.00	\$446.66	-\$446.66	
					1711 - Instructional Assistants - Grades 1-12	\$0.00	\$13.80	-\$13.80	
					1713 - Instructional Assistants - Early Childhood Education	\$0.00	\$41.40	-\$41.40	
					1714 - Instructional Assistants - Preschool	\$0.00	\$13.80	-\$13.80	
			2200 - Support Services-Instruction	51300 - Additional Compensation	4010 - Bilingual Education Programs	1217 - Secretarial/Clerical/Technical Assistants	\$0.00	\$1,000.00	-\$1,000.00
				52111 - Educational Retirement	4010 - Bilingual Education Programs	1217 - Secretarial/Clerical/Technical Assistants	\$0.00	\$171.50	-\$171.50
52112 - ERA - Retiree Health	4010 - Bilingual Education Programs	1217 - Secretarial/Clerical/Technical Assistants		\$0.00	\$40.00	-\$40.00			

Budget Entity	Fund List	Function List	Object List	Program List	Job Class List	Budget (Plan)	Actuals (Reality)	Differences
			52210 - FICA Payments	4010 - Bilingual Education Programs	1217 - Secretarial/Clerical/Technical Assistants	\$0.00	\$124.00	-\$124.00
			52220 - Medicare Payments	4010 - Bilingual Education Programs	1217 - Secretarial/Clerical/Technical Assistants	\$0.00	\$29.00	-\$29.00
						\$5,132,751.00	\$7,135,505.13	-\$2,002,754.13
Santa Rosa Consolidated Schools	11000 - Operationa 1	1000 - Instruction	51100 - Salaries Expense	4010 - Bilingual Education Programs	1416 - Teachers-Other Instruction	\$267,551.00	\$287,570.84	-\$20,019.84
			51300 - Additional Compensation	4010 - Bilingual Education Programs	1411 - Teachers-Grades 1-12	\$0.00	\$832.70	-\$832.70
					1416 - Teachers-Other Instruction	\$4,731.00	\$4,330.00	\$401.00
			52111 - Educational Retirement	4010 - Bilingual Education Programs	1411 - Teachers-Grades 1-12	\$0.00	\$142.80	-\$142.80
					1416 - Teachers-Other Instruction	\$45,287.00	\$49,005.71	-\$3,718.71
			52112 - ERA - Retiree Health	4010 - Bilingual Education Programs	1411 - Teachers-Grades 1-12	\$0.00	\$17.24	-\$17.24
					1416 - Teachers-Other Instruction	\$5,352.00	\$5,837.30	-\$485.30
			52210 - FICA Payments	4010 - Bilingual Education Programs	1411 - Teachers-Grades 1-12	\$0.00	\$51.25	-\$51.25
					1416 - Teachers-Other Instruction	\$16,592.00	\$15,213.80	\$1,378.20
			52220 - Medicare Payments	4010 - Bilingual Education Programs	1411 - Teachers-Grades 1-12	\$0.00	\$11.32	-\$11.32
					1416 - Teachers-Other Instruction	\$3,977.00	\$3,558.13	\$418.87
			52311 - Health and Medical Premiums	4010 - Bilingual Education Programs	1416 - Teachers-Other Instruction	\$29,743.00	\$27,581.83	\$2,161.17
			52312 - Life	4010 - Bilingual Education Programs	1416 - Teachers-Other Instruction	\$121.00	\$123.20	-\$2.20
			52313 - Dental	4010 - Bilingual Education Programs	1416 - Teachers-Other Instruction	\$1,112.00	\$1,087.23	\$24.77
52314 - Vision	4010 - Bilingual Education Programs	1416 - Teachers-Other Instruction	\$212.00	\$214.43	-\$2.43			
52315 - Disability	4010 - Bilingual Education Programs	1416 - Teachers-Other Instruction	\$710.00	\$893.56	-\$183.56			
52720 - Workers Compensation Employer's Fee	4010 - Bilingual Education Programs	1411 - Teachers-Grades 1-12	\$0.00	\$0.01	-\$0.01			
		1416 - Teachers-Other Instruction	\$38.00	\$38.31	-\$0.31			
						\$375,426.00	\$396,509.66	-\$21,083.66
School of Dreams Academy	11000 - Operationa 1	1000 - Instruction	51100 - Salaries Expense	4010 - Bilingual Education Programs	1416 - Teachers-Other Instruction	\$129,818.00	\$129,817.04	\$0.96
			51300 - Additional Compensation	4010 - Bilingual Education Programs	1416 - Teachers-Other Instruction	\$4,400.00	\$0.00	\$4,400.00
			52111 - Educational Retirement	4010 - Bilingual Education Programs	1416 - Teachers-Other Instruction	\$35,135.00	\$22,044.31	\$13,090.69

Budget Entity	Fund List	Function List	Object List	Program List	Job Class List	Budget (Plan)	Actuals (Reality)	Differences
			52112 - ERA - Retiree Health	4010 - Bilingual Education Programs	1416 - Teachers-Other Instruction	\$4,097.00	\$2,596.46	\$1,500.54
			52210 - FICA Payments	4010 - Bilingual Education Programs	1416 - Teachers-Other Instruction	\$12,702.00	\$7,670.12	\$5,031.88
			52220 - Medicare Payments	4010 - Bilingual Education Programs	1416 - Teachers-Other Instruction	\$2,971.00	\$1,793.78	\$1,177.22
			52311 - Health and Medical Premiums	4010 - Bilingual Education Programs	1416 - Teachers-Other Instruction	\$13,222.00	\$8,571.88	\$4,650.12
			52312 - Life	4010 - Bilingual Education Programs	1416 - Teachers-Other Instruction	\$180.00	\$83.18	\$96.82
			52313 - Dental	4010 - Bilingual Education Programs	1416 - Teachers-Other Instruction	\$557.00	\$523.91	\$33.09
			52314 - Vision	4010 - Bilingual Education Programs	1416 - Teachers-Other Instruction	\$77.00	\$63.36	\$13.64
			52315 - Disability	4010 - Bilingual Education Programs	1416 - Teachers-Other Instruction	\$172.00	\$0.00	\$172.00
			52500 - Unemployment Compensation	4010 - Bilingual Education Programs	1416 - Teachers-Other Instruction	\$1,212.00	\$321.76	\$890.24
			52710 - Workers Compensation Premium	4010 - Bilingual Education Programs	1416 - Teachers-Other Instruction	\$33.00	\$16.80	\$16.20
Six Directions Indigenous School	11000 - Operational	1000 - Instruction	51100 - Salaries Expense	4010 - Bilingual Education Programs	1416 - Teachers-Other Instruction	\$42,600.00	\$35,538.05	\$7,061.95
			52111 - Educational Retirement	4010 - Bilingual Education Programs	1416 - Teachers-Other Instruction	\$7,306.00	\$6,094.76	\$1,211.24
			52112 - ERA - Retiree Health	4010 - Bilingual Education Programs	1416 - Teachers-Other Instruction	\$852.00	\$710.70	\$141.30
			52210 - FICA Payments	4010 - Bilingual Education Programs	1416 - Teachers-Other Instruction	\$2,641.00	\$2,203.45	\$437.55
			52220 - Medicare Payments	4010 - Bilingual Education Programs	1416 - Teachers-Other Instruction	\$618.00	\$515.38	\$102.62
			52312 - Life	4010 - Bilingual Education Programs	1416 - Teachers-Other Instruction	\$18.00	\$18.17	-\$0.17
			52314 - Vision	4010 - Bilingual Education Programs	1416 - Teachers-Other Instruction	\$45.00	\$0.00	\$45.00
			52315 - Disability	4010 - Bilingual Education Programs	1416 - Teachers-Other Instruction	\$0.00	\$120.06	-\$120.06

Budget Entity	Fund List	Function List	Object List	Program List	Job Class List	Budget (Plan)	Actuals (Reality)	Differences
			52500 - Unemployment Compensation	4010 - Bilingual Education Programs	1416 - Teachers-Other Instruction	\$60.00	\$102.50	-\$42.50
			52710 - Workers Compensation Premium	4010 - Bilingual Education Programs	1416 - Teachers-Other Instruction	\$6.00	\$5.52	\$0.48
						\$54,146.00	\$45,308.59	\$8,837.41
Socorro Consolidated Schools	11000 - Operationa 1	1000 - Instruction	51100 - Salaries Expense	4010 - Bilingual Education Programs	1416 - Teachers-Other Instruction	\$72,223.00	\$70,280.00	\$1,943.00
			51300 - Additional Compensation	4010 - Bilingual Education Programs	1416 - Teachers-Other Instruction	\$712.00	\$711.51	\$0.49
			52111 - Educational Retirement	4010 - Bilingual Education Programs	1416 - Teachers-Other Instruction	\$12,508.00	\$12,131.97	\$376.03
			52112 - ERA - Retiree Health	4010 - Bilingual Education Programs	1416 - Teachers-Other Instruction	\$1,459.00	\$1,414.68	\$44.32
			52210 - FICA Payments	4010 - Bilingual Education Programs	1416 - Teachers-Other Instruction	\$4,522.00	\$3,713.86	\$808.14
			52220 - Medicare Payments	4010 - Bilingual Education Programs	1416 - Teachers-Other Instruction	\$1,058.00	\$868.62	\$189.38
			52311 - Health and Medical Premiums	4010 - Bilingual Education Programs	1416 - Teachers-Other Instruction	\$7,023.00	\$5,261.44	\$1,761.56
			52312 - Life	4010 - Bilingual Education Programs	1416 - Teachers-Other Instruction	\$36.00	\$31.68	\$4.32
			52313 - Dental	4010 - Bilingual Education Programs	1416 - Teachers-Other Instruction	\$234.00	\$214.96	\$19.04
			52314 - Vision	4010 - Bilingual Education Programs	1416 - Teachers-Other Instruction	\$47.00	\$46.38	\$0.62
			52720 - Workers Compensation Employer's Fee	4010 - Bilingual Education Programs	1416 - Teachers-Other Instruction	\$13.00	\$6.69	\$6.31
South Valley Academy	11000 - Operationa 1	1000 - Instruction	51100 - Salaries Expense	4010 - Bilingual Education Programs	1411 - Teachers-Grades 1-12	\$206,874.00	\$192,904.79	\$13,969.21
			51300 - Additional Compensation	4010 - Bilingual Education Programs	1411 - Teachers-Grades 1-12	\$27,500.00	\$26,290.32	\$1,209.68
			52111 - Educational Retirement	4010 - Bilingual Education Programs	1411 - Teachers-Grades 1-12	\$40,195.00	\$37,592.13	\$2,602.87
			52112 - ERA - Retiree Health	4010 - Bilingual Education Programs	1411 - Teachers-Grades 1-12	\$4,687.00	\$4,383.98	\$303.02

Budget Entity	Fund List	Function List	Object List	Program List	Job Class List	Budget (Plan)	Actuals (Reality)	Differences
			52210 - FICA Payments	4010 - Bilingual Education Programs	1411 - Teachers-Grades 1-12	\$14,531.00	\$12,899.63	\$1,631.37
			52220 - Medicare Payments	4010 - Bilingual Education Programs	1411 - Teachers-Grades 1-12	\$3,398.00	\$3,016.66	\$381.34
			52311 - Health and Medical Premiums	4010 - Bilingual Education Programs	1411 - Teachers-Grades 1-12	\$15,613.00	\$15,661.36	-\$48.36
			52312 - Life	4010 - Bilingual Education Programs	1411 - Teachers-Grades 1-12	\$189.00	\$186.73	\$2.27
			52313 - Dental	4010 - Bilingual Education Programs	1411 - Teachers-Grades 1-12	\$849.00	\$615.84	\$233.16
			52314 - Vision	4010 - Bilingual Education Programs	1411 - Teachers-Grades 1-12	\$148.00	\$101.76	\$46.24
								\$313,984.00
South Valley Preparatory School	11000 - Operational	1000 - Instruction	51100 - Salaries Expense	4010 - Bilingual Education Programs	1411 - Teachers-Grades 1-12	\$0.00	\$0.00	\$0.00
			52111 - Educational Retirement	4010 - Bilingual Education Programs	1411 - Teachers-Grades 1-12	\$0.00	\$0.00	\$0.00
			52112 - ERA - Retiree Health	4010 - Bilingual Education Programs	1411 - Teachers-Grades 1-12	\$0.00	\$0.00	\$0.00
			52210 - FICA Payments	4010 - Bilingual Education Programs	1411 - Teachers-Grades 1-12	\$0.00	\$0.00	\$0.00
			52220 - Medicare Payments	4010 - Bilingual Education Programs	1411 - Teachers-Grades 1-12	\$0.00	\$0.00	\$0.00
								\$0.00
T or C Municipal Schools	11000 - Operational	1000 - Instruction	51100 - Salaries Expense	4010 - Bilingual Education Programs	1416 - Teachers-Other Instruction	\$60,400.00	\$50,208.00	\$10,192.00
			52111 - Educational Retirement	4010 - Bilingual Education Programs	1416 - Teachers-Other Instruction	\$10,359.00	\$8,610.72	\$1,748.28
			52112 - ERA - Retiree Health	4010 - Bilingual Education Programs	1416 - Teachers-Other Instruction	\$1,208.00	\$1,004.16	\$203.84
			52210 - FICA Payments	4010 - Bilingual Education Programs	1416 - Teachers-Other Instruction	\$3,745.00	\$2,502.35	\$1,242.65
			52220 - Medicare Payments	4010 - Bilingual Education Programs	1416 - Teachers-Other Instruction	\$876.00	\$585.30	\$290.70
			52311 - Health and Medical Premiums	4010 - Bilingual Education Programs	1416 - Teachers-Other Instruction	\$14,869.00	\$14,001.44	\$867.56
			52312 - Life	4010 - Bilingual Education Programs	1416 - Teachers-Other Instruction	\$36.00	\$31.33	\$4.67

Budget Entity	Fund List	Function List	Object List	Program List	Job Class List	Budget (Plan)	Actuals (Reality)	Differences
			52313 - Dental	4010 - Bilingual Education Programs	1416 - Teachers-Other Instruction	\$616.00	\$616.00	\$0.00
			52314 - Vision	4010 - Bilingual Education Programs	1416 - Teachers-Other Instruction	\$206.00	\$102.06	\$103.94
			52720 - Workers Compensation Employer's Fee	4010 - Bilingual Education Programs	1416 - Teachers-Other Instruction	\$10.00	\$9.20	\$0.80
						\$92,325.00	\$77,670.56	\$14,654.44
Taos Integrated School of the Arts	11000 - Operationa 1	1000 - Instruction	51100 - Salaries Expense	4010 - Bilingual Education Programs	1411 - Teachers-Grades 1-12	\$66,200.00	\$23,590.39	\$42,609.61
			52111 - Educational Retirement	4010 - Bilingual Education Programs	1411 - Teachers-Grades 1-12	\$12,801.00	\$4,045.73	\$8,755.27
			52112 - ERA - Retiree Health	4010 - Bilingual Education Programs	1411 - Teachers-Grades 1-12	\$1,500.00	\$471.82	\$1,028.18
			52210 - FICA Payments	4010 - Bilingual Education Programs	1411 - Teachers-Grades 1-12	\$4,650.00	\$1,363.42	\$3,286.58
			52220 - Medicare Payments	4010 - Bilingual Education Programs	1411 - Teachers-Grades 1-12	\$478.00	\$318.86	\$159.14
			52311 - Health and Medical Premiums	4010 - Bilingual Education Programs	1411 - Teachers-Grades 1-12	\$6,461.00	\$2,284.21	\$4,176.79
			52312 - Life	4010 - Bilingual Education Programs	1411 - Teachers-Grades 1-12	\$80.00	\$28.93	\$51.07
			52313 - Dental	4010 - Bilingual Education Programs	1411 - Teachers-Grades 1-12	\$247.00	\$94.38	\$152.62
			52314 - Vision	4010 - Bilingual Education Programs	1411 - Teachers-Grades 1-12	\$60.00	\$20.68	\$39.32
			52315 - Disability	4010 - Bilingual Education Programs	1411 - Teachers-Grades 1-12	\$300.00	\$98.84	\$201.16
			52500 - Unemployment Compensation	4010 - Bilingual Education Programs	1411 - Teachers-Grades 1-12	\$200.00	\$47.54	\$152.46
			52710 - Workers Compensation Premium	4010 - Bilingual Education Programs	1411 - Teachers-Grades 1-12	\$10.00	\$4.60	\$5.40
Taos International School	11000 - Operationa 1	1000 - Instruction	51100 - Salaries Expense	4010 - Bilingual Education Programs	1411 - Teachers-Grades 1-12	\$0.00	\$33,680.29	-\$33,680.29
					1413 - Teachers-Early Childhood Ed	\$35,027.00	\$1,347.21	\$33,679.79
					1416 - Teachers-Other Instruction	\$95,097.00	\$95,097.37	-\$0.37

Budget Entity	Fund List	Function List	Object List	Program List	Job Class List	Budget (Plan)	Actuals (Reality)	Differences
			51300 - Additional Compensation	4010 - Bilingual Education Programs	1416 - Teachers-Other Instruction	\$7,000.00	\$30,000.00	-\$23,000.00
			52111 - Educational Retirement	4010 - Bilingual Education Programs	1411 - Teachers-Grades 1-12	\$0.00	\$5,776.26	-\$5,776.26
					1413 - Teachers-Early Childhood Ed	\$6,007.00	\$231.05	\$5,775.95
					1416 - Teachers-Other Instruction	\$17,510.00	\$21,454.53	-\$3,944.53
			52112 - ERA - Retiree Health	4010 - Bilingual Education Programs	1411 - Teachers-Grades 1-12	\$0.00	\$673.51	-\$673.51
					1413 - Teachers-Early Childhood Ed	\$701.00	\$26.94	\$674.06
					1416 - Teachers-Other Instruction	\$2,042.00	\$2,500.96	-\$458.96
			52210 - FICA Payments	4010 - Bilingual Education Programs	1411 - Teachers-Grades 1-12	\$0.00	\$1,849.74	-\$1,849.74
					1413 - Teachers-Early Childhood Ed	\$2,172.00	\$73.23	\$2,098.77
					1416 - Teachers-Other Instruction	\$6,330.00	\$7,092.50	-\$762.50
			52220 - Medicare Payments	4010 - Bilingual Education Programs	1411 - Teachers-Grades 1-12	\$0.00	\$432.67	-\$432.67
					1413 - Teachers-Early Childhood Ed	\$508.00	\$17.13	\$490.87
					1416 - Teachers-Other Instruction	\$1,481.00	\$1,658.53	-\$177.53
			52311 - Health and Medical Premiums	4010 - Bilingual Education Programs	1411 - Teachers-Grades 1-12	\$0.00	\$2,509.35	-\$2,509.35
					1413 - Teachers-Early Childhood Ed	\$37,129.00	\$226.86	\$36,902.14
					1416 - Teachers-Other Instruction	\$17,500.00	\$15,456.85	\$2,043.15
			52312 - Life	4010 - Bilingual Education Programs	1411 - Teachers-Grades 1-12	\$61.00	\$30.13	\$30.87
					1413 - Teachers-Early Childhood Ed	\$61.00	\$1.31	\$59.69
					1416 - Teachers-Other Instruction	\$122.00	\$94.32	\$27.68
			52313 - Dental	4010 - Bilingual Education Programs	1411 - Teachers-Grades 1-12	\$250.00	\$187.68	\$62.32
					1413 - Teachers-Early Childhood Ed	\$250.00	\$8.16	\$241.84
					1416 - Teachers-Other Instruction	\$500.00	\$396.96	\$103.04
			52314 - Vision	4010 - Bilingual Education Programs	1411 - Teachers-Grades 1-12	\$56.00	\$36.11	\$19.89
					1413 - Teachers-Early Childhood Ed	\$56.00	\$1.57	\$54.43
					1416 - Teachers-Other Instruction	\$112.00	\$97.92	\$14.08
			52315 - Disability	4010 - Bilingual Education Programs	1411 - Teachers-Grades 1-12	\$100.00	\$0.00	\$100.00
					1413 - Teachers-Early Childhood Ed	\$100.00	\$0.00	\$100.00
					1416 - Teachers-Other Instruction	\$200.00	\$101.50	\$98.50
			52316 - Other Insurance	4010 - Bilingual Education Programs	1411 - Teachers-Grades 1-12	\$17.00	\$0.00	\$17.00
					1413 - Teachers-Early Childhood Ed	\$17.00	\$0.00	\$17.00
					1416 - Teachers-Other Instruction	\$34.00	\$0.00	\$34.00
			52500 - Unemployment Compensation	4010 - Bilingual Education Programs	1411 - Teachers-Grades 1-12	\$361.00	\$42.05	\$318.95
					1413 - Teachers-Early Childhood Ed	\$361.00	\$3.90	\$357.10
					1416 - Teachers-Other Instruction	\$722.00	\$221.33	\$500.67
					1411 - Teachers-Grades 1-12	\$8.00	\$3.45	\$4.55

Budget Entity	Fund List	Function List	Object List	Program List	Job Class List	Budget (Plan)	Actuals (Reality)	Differences
			52710 - Workers Compensation Premium	4010 - Bilingual Education Programs	1413 - Teachers-Early Childhood Ed	\$8.00	\$1.15	\$6.85
					1416 - Teachers-Other Instruction	\$16.00	\$13.80	\$2.20
						\$231,916.00	\$221,346.32	\$10,569.68
Taos Municipal Charter	11000 - Operationa 1	1000 - Instruction	51100 - Salaries Expense	4010 - Bilingual Education Programs	1416 - Teachers-Other Instruction	\$120,025.00	\$50,005.00	\$70,020.00
			52111 - Educational Retirement	4010 - Bilingual Education Programs	1416 - Teachers-Other Instruction	\$20,584.00	\$8,575.84	\$12,008.16
			52112 - ERA - Retiree Health	4010 - Bilingual Education Programs	1416 - Teachers-Other Instruction	\$2,401.00	\$1,000.22	\$1,400.78
			52210 - FICA Payments	4010 - Bilingual Education Programs	1416 - Teachers-Other Instruction	\$7,442.00	\$3,100.24	\$4,341.76
			52220 - Medicare Payments	4010 - Bilingual Education Programs	1416 - Teachers-Other Instruction	\$1,740.00	\$725.14	\$1,014.86
			52311 - Health and Medical Premiums	4010 - Bilingual Education Programs	1416 - Teachers-Other Instruction	\$6,735.00	\$0.00	\$6,735.00
			52312 - Life	4010 - Bilingual Education Programs	1416 - Teachers-Other Instruction	\$17.00	\$12.61	\$4.39
			52313 - Dental	4010 - Bilingual Education Programs	1416 - Teachers-Other Instruction	\$389.00	\$0.00	\$389.00
			52314 - Vision	4010 - Bilingual Education Programs	1416 - Teachers-Other Instruction	\$56.00	\$0.00	\$56.00
			52500 - Unemployment Compensation	4010 - Bilingual Education Programs	1416 - Teachers-Other Instruction	\$131.00	\$118.04	\$12.96
			52710 - Workers Compensation Premium	4010 - Bilingual Education Programs	1416 - Teachers-Other Instruction	\$14.00	\$6.90	\$7.10
Taos Municipal Schools	11000 - Operationa 1	1000 - Instruction	51100 - Salaries Expense	4010 - Bilingual Education Programs	1416 - Teachers-Other Instruction	\$73,885.00	\$70,225.00	\$3,660.00
			51300 - Additional Compensation	4010 - Bilingual Education Programs	1416 - Teachers-Other Instruction	\$120,422.00	\$96,920.00	\$23,502.00
			52111 - Educational Retirement	4010 - Bilingual Education Programs	1416 - Teachers-Other Instruction	\$33,323.00	\$28,665.26	\$4,657.74
			52112 - ERA - Retiree Health	4010 - Bilingual Education Programs	1416 - Teachers-Other Instruction	\$3,886.00	\$3,342.92	\$543.08
			52210 - FICA Payments	4010 - Bilingual Education Programs	1416 - Teachers-Other Instruction	\$12,048.00	\$9,796.43	\$2,251.57

Budget Entity	Fund List	Function List	Object List	Program List	Job Class List	Budget (Plan)	Actuals (Reality)	Differences
			52220 - Medicare Payments	4010 - Bilingual Education Programs	1416 - Teachers-Other Instruction	\$2,817.00	\$2,291.13	\$525.87
			52311 - Health and Medical Premiums	4010 - Bilingual Education Programs	1416 - Teachers-Other Instruction	\$7,763.00	\$6,980.50	\$782.50
			52312 - Life	4010 - Bilingual Education Programs	1416 - Teachers-Other Instruction	\$70.00	\$60.49	\$9.51
			52313 - Dental	4010 - Bilingual Education Programs	1416 - Teachers-Other Instruction	\$432.00	\$375.59	\$56.41
			52314 - Vision	4010 - Bilingual Education Programs	1416 - Teachers-Other Instruction	\$84.00	\$72.45	\$11.55
			52720 - Workers Compensation Employer's Fee	4010 - Bilingual Education Programs	1416 - Teachers-Other Instruction	\$10.00	\$9.20	\$0.80
Tatum Municipal Schools	11000 - Operationa 1	1000 - Instruction	51100 - Salaries Expense	4010 - Bilingual Education Programs	1416 - Teachers-Other Instruction	\$55,000.00	\$12,089.23	\$42,910.77
			51300 - Additional Compensation	4010 - Bilingual Education Programs	1411 - Teachers-Grades 1-12	\$418.00	\$0.00	\$418.00
					1416 - Teachers-Other Instruction	\$333.00	\$500.00	-\$167.00
			52111 - Educational Retirement	4010 - Bilingual Education Programs	1416 - Teachers-Other Instruction	\$8,383.00	\$3,499.67	\$4,883.33
			52112 - ERA - Retiree Health	4010 - Bilingual Education Programs	1416 - Teachers-Other Instruction	\$1,107.00	\$418.19	\$688.81
			52210 - FICA Payments	4010 - Bilingual Education Programs	1416 - Teachers-Other Instruction	\$3,431.00	\$1,237.36	\$2,193.64
			52220 - Medicare Payments	4010 - Bilingual Education Programs	1416 - Teachers-Other Instruction	\$802.00	\$289.36	\$512.64
			52311 - Health and Medical Premiums	4010 - Bilingual Education Programs	1416 - Teachers-Other Instruction	\$6,195.00	\$699.46	\$5,495.54
			52312 - Life	4010 - Bilingual Education Programs	1416 - Teachers-Other Instruction	\$36.00	\$15.58	\$20.42
			52313 - Dental	4010 - Bilingual Education Programs	1416 - Teachers-Other Instruction	\$822.00	\$106.22	\$715.78
			52314 - Vision	4010 - Bilingual Education Programs	1416 - Teachers-Other Instruction	\$114.00	\$18.83	\$95.17
			52315 - Disability	4010 - Bilingual Education Programs	1416 - Teachers-Other Instruction	\$350.00	\$31.76	\$318.24
			52710 - Workers Compensation Premium	4010 - Bilingual Education Programs	1416 - Teachers-Other Instruction	\$824.00	\$824.00	\$0.00

Budget Entity	Fund List	Function List	Object List	Program List	Job Class List	Budget (Plan)	Actuals (Reality)	Differences
			52720 - Workers Compensation Employer's Fee	4010 - Bilingual Education Programs	1416 - Teachers-Other Instruction	\$8.00	\$1.72	\$6.28
						\$77,823.00	\$19,731.38	\$58,091.62
THRIVE Community School	11000 - Operationa 1	1000 - Instruction	51300 - Additional Compensation	4010 - Bilingual Education Programs	1411 - Teachers-Grades 1-12	\$0.00	\$3,000.00	-\$3,000.00
			52111 - Educational Retirement	4010 - Bilingual Education Programs	1411 - Teachers-Grades 1-12	\$0.00	\$514.50	-\$514.50
			52112 - ERA - Retiree Health	4010 - Bilingual Education Programs	1411 - Teachers-Grades 1-12	\$0.00	\$60.00	-\$60.00
			52210 - FICA Payments	4010 - Bilingual Education Programs	1411 - Teachers-Grades 1-12	\$0.00	\$181.93	-\$181.93
			52220 - Medicare Payments	4010 - Bilingual Education Programs	1411 - Teachers-Grades 1-12	\$0.00	\$42.55	-\$42.55
			52312 - Life	4010 - Bilingual Education Programs	1411 - Teachers-Grades 1-12	\$0.00	\$1.64	-\$1.64
			52500 - Unemployment Compensation	4010 - Bilingual Education Programs	1411 - Teachers-Grades 1-12	\$0.00	\$26.09	-\$26.09
								\$0.00
Tierra Adentro of New Mexico	11000 - Operationa 1	1000 - Instruction	51100 - Salaries Expense	4010 - Bilingual Education Programs	1416 - Teachers-Other Instruction	\$162,790.00	\$150,393.01	\$12,396.99
			51300 - Additional Compensation	4010 - Bilingual Education Programs	1416 - Teachers-Other Instruction	\$6,750.00	\$6,750.00	\$0.00
			52111 - Educational Retirement	4010 - Bilingual Education Programs	1416 - Teachers-Other Instruction	\$29,076.00	\$26,950.16	\$2,125.84
			52112 - ERA - Retiree Health	4010 - Bilingual Education Programs	1416 - Teachers-Other Instruction	\$3,391.00	\$3,142.90	\$248.10
			52210 - FICA Payments	4010 - Bilingual Education Programs	1416 - Teachers-Other Instruction	\$10,511.00	\$9,182.73	\$1,328.27
			52220 - Medicare Payments	4010 - Bilingual Education Programs	1416 - Teachers-Other Instruction	\$2,458.00	\$2,147.47	\$310.53
			52311 - Health and Medical Premiums	4010 - Bilingual Education Programs	1416 - Teachers-Other Instruction	\$17,229.00	\$13,137.26	\$4,091.74
			52312 - Life	4010 - Bilingual Education Programs	1416 - Teachers-Other Instruction	\$112.00	\$80.32	\$31.68
			52313 - Dental	4010 - Bilingual Education Programs	1416 - Teachers-Other Instruction	\$876.00	\$500.79	\$375.21

Budget Entity	Fund List	Function List	Object List	Program List	Job Class List	Budget (Plan)	Actuals (Reality)	Differences
			52314 - Vision	4010 - Bilingual Education Programs	1416 - Teachers-Other Instruction	\$158.00	\$102.72	\$55.28
			52315 - Disability	4010 - Bilingual Education Programs	1416 - Teachers-Other Instruction	\$182.00	\$143.05	\$38.95
			52500 - Unemployment Compensation	4010 - Bilingual Education Programs	1416 - Teachers-Other Instruction	\$420.00	\$232.04	\$187.96
			52710 - Workers Compensation Premium	4010 - Bilingual Education Programs	1416 - Teachers-Other Instruction	\$32.00	\$21.49	\$10.51
						\$233,985.00	\$212,783.94	\$21,201.06
Tierra Encantada Charter School	11000 - Operationa 1	1000 - Instruction	51100 - Salaries Expense	4010 - Bilingual Education Programs	1411 - Teachers-Grades 1-12	\$219,601.00	\$214,905.00	\$4,696.00
			51300 - Additional Compensation	4010 - Bilingual Education Programs	1411 - Teachers-Grades 1-12	\$78,000.00	\$67,333.36	\$10,666.64
			52111 - Educational Retirement	4010 - Bilingual Education Programs	1411 - Teachers-Grades 1-12	\$37,486.00	\$48,403.92	-\$10,917.92
			52112 - ERA - Retiree Health	4010 - Bilingual Education Programs	1411 - Teachers-Grades 1-12	\$4,129.00	\$5,644.87	-\$1,515.87
			52210 - FICA Payments	4010 - Bilingual Education Programs	1411 - Teachers-Grades 1-12	\$12,956.00	\$17,002.27	-\$4,046.27
			52220 - Medicare Payments	4010 - Bilingual Education Programs	1411 - Teachers-Grades 1-12	\$3,030.00	\$3,976.37	-\$946.37
			52311 - Health and Medical Premiums	4010 - Bilingual Education Programs	1411 - Teachers-Grades 1-12	\$13,791.00	\$24,738.74	-\$10,947.74
			52312 - Life	4010 - Bilingual Education Programs	1411 - Teachers-Grades 1-12	\$198.00	\$184.23	\$13.77
			52313 - Dental	4010 - Bilingual Education Programs	1411 - Teachers-Grades 1-12	\$527.00	\$1,740.04	-\$1,213.04
			52314 - Vision	4010 - Bilingual Education Programs	1411 - Teachers-Grades 1-12	\$10,563.00	\$184.74	\$10,378.26
			52315 - Disability	4010 - Bilingual Education Programs	1411 - Teachers-Grades 1-12	\$0.00	\$305.10	-\$305.10
			52500 - Unemployment Compensation	4010 - Bilingual Education Programs	1411 - Teachers-Grades 1-12	\$1,252.00	\$483.74	\$768.26
			52720 - Workers Compensation Employer's Fee	4010 - Bilingual Education Programs	1411 - Teachers-Grades 1-12	\$4,480.00	\$30.53	\$4,449.47

Budget Entity	Fund List	Function List	Object List	Program List	Job Class List	Budget (Plan)	Actuals (Reality)	Differences
						\$386,013.00	\$384,932.91	\$1,080.09
Turquoise Trail Charter School	11000 - Operationa 1	1000 - Instruction	51100 - Salaries Expense	4010 - Bilingual Education Programs	1416 - Teachers-Other Instruction	\$0.00	\$0.00	\$0.00
			51300 - Additional Compensation	4010 - Bilingual Education Programs	1416 - Teachers-Other Instruction	\$0.00	\$0.00	\$0.00
						\$0.00	\$0.00	\$0.00
Wagon Mound Public Schools	11000 - Operationa 1	1000 - Instruction	51100 - Salaries Expense	4010 - Bilingual Education Programs	1416 - Teachers-Other Instruction	\$48,020.00	\$48,020.00	\$0.00
			51300 - Additional Compensation	4010 - Bilingual Education Programs	1416 - Teachers-Other Instruction	\$615.00	\$615.00	\$0.00
			52111 - Educational Retirement	4010 - Bilingual Education Programs	1416 - Teachers-Other Instruction	\$8,763.00	\$8,340.74	\$422.26
			52112 - ERA - Retiree Health	4010 - Bilingual Education Programs	1416 - Teachers-Other Instruction	\$1,022.00	\$972.74	\$49.26
			52210 - FICA Payments	4010 - Bilingual Education Programs	1416 - Teachers-Other Instruction	\$3,168.00	\$2,630.01	\$537.99
			52220 - Medicare Payments	4010 - Bilingual Education Programs	1416 - Teachers-Other Instruction	\$741.00	\$615.06	\$125.94
			52311 - Health and Medical Premiums	4010 - Bilingual Education Programs	1416 - Teachers-Other Instruction	\$11,222.00	\$8,415.60	\$2,806.40
			52312 - Life	4010 - Bilingual Education Programs	1416 - Teachers-Other Instruction	\$25.00	\$25.44	-\$0.44
			52313 - Dental	4010 - Bilingual Education Programs	1416 - Teachers-Other Instruction	\$493.00	\$313.44	\$179.56
			52314 - Vision	4010 - Bilingual Education Programs	1416 - Teachers-Other Instruction	\$57.96	\$60.48	-\$2.52
			52710 - Workers Compensation Premium	4010 - Bilingual Education Programs	1411 - Teachers-Grades 1-12	\$0.00	\$50.42	-\$50.42
					1416 - Teachers-Other Instruction	\$838.00	\$108.29	\$729.71
			52720 - Workers Compensation Employer's Fee	4010 - Bilingual Education Programs	1416 - Teachers-Other Instruction	\$0.00	\$7.36	-\$7.36
						\$74,964.96	\$70,174.58	\$4,790.38
West Las Vegas School District	11000 - Operationa 1	1000 - Instruction	51100 - Salaries Expense	4010 - Bilingual Education Programs	1413 - Teachers-Early Childhood Ed	\$197,243.00	\$197,208.67	\$34.33
					1416 - Teachers-Other Instruction	\$718,584.00	\$827,334.12	-\$108,750.12
			51300 - Additional Compensation	4010 - Bilingual Education Programs	1416 - Teachers-Other Instruction	\$13,000.00	\$13,000.00	\$0.00
			52111 - Educational Retirement	4010 - Bilingual Education Programs	1413 - Teachers-Early Childhood Ed	\$2,382.00	\$33,821.36	-\$31,439.36
1416 - Teachers-Other Instruction	\$0.00	\$144,117.79			-\$144,117.79			

Budget Entity	Fund List	Function List	Object List	Program List	Job Class List	Budget (Plan)	Actuals (Reality)	Differences
			52112 - ERA - Retiree Health	4010 - Bilingual Education Programs	1413 - Teachers-Early Childhood Ed	\$4,932.00	\$3,944.30	\$987.70
					1416 - Teachers-Other Instruction	\$13,950.00	\$16,805.88	-\$2,855.88
			52210 - FICA Payments	4010 - Bilingual Education Programs	1413 - Teachers-Early Childhood Ed	\$15,286.00	\$10,862.42	\$4,423.58
					1416 - Teachers-Other Instruction	\$0.00	\$47,680.68	-\$47,680.68
			52220 - Medicare Payments	4010 - Bilingual Education Programs	1413 - Teachers-Early Childhood Ed	\$3,575.00	\$2,540.50	\$1,034.50
					1416 - Teachers-Other Instruction	\$0.00	\$11,151.29	-\$11,151.29
			52311 - Health and Medical Premiums	4010 - Bilingual Education Programs	1413 - Teachers-Early Childhood Ed	\$29,880.00	\$28,533.56	\$1,346.44
					1416 - Teachers-Other Instruction	\$0.00	\$100,477.83	-\$100,477.83
			52312 - Life	4010 - Bilingual Education Programs	1413 - Teachers-Early Childhood Ed	\$280.00	\$201.60	\$78.40
					1416 - Teachers-Other Instruction	\$0.00	\$833.91	-\$833.91
			52313 - Dental	4010 - Bilingual Education Programs	1413 - Teachers-Early Childhood Ed	\$1,496.00	\$1,135.44	\$360.56
					1416 - Teachers-Other Instruction	\$0.00	\$4,673.71	-\$4,673.71
			52314 - Vision	4010 - Bilingual Education Programs	1413 - Teachers-Early Childhood Ed	\$268.00	\$213.84	\$54.16
					1416 - Teachers-Other Instruction	\$0.00	\$855.66	-\$855.66
			52315 - Disability	4010 - Bilingual Education Programs	1413 - Teachers-Early Childhood Ed	\$628.00	\$335.61	\$292.39
1416 - Teachers-Other Instruction	\$0.00	\$1,624.29			-\$1,624.29			
52710 - Workers Compensation Premium	4010 - Bilingual Education Programs	1413 - Teachers-Early Childhood Ed	\$3,420.00	\$0.00	\$3,420.00			
		1416 - Teachers-Other Instruction	\$100.00	\$23,159.79	-\$23,059.79			
52720 - Workers Compensation Employer's Fee	4010 - Bilingual Education Programs	1413 - Teachers-Early Childhood Ed	\$60.00	\$26.20	\$33.80			
		1416 - Teachers-Other Instruction	\$0.00	\$115.36	-\$115.36			
						\$1,005,084.00	\$1,470,653.81	-\$465,569.81
Zuni Public School District	11000 - Operational	1000 - Instruction	51100 - Salaries Expense	4010 - Bilingual Education Programs	1411 - Teachers-Grades 1-12	\$270,515.00	\$270,515.00	\$0.00
					1413 - Teachers-Early Childhood Ed	\$139,321.00	\$69,203.86	\$70,117.14
					1711 - Instructional Assistants - Grades 1-12	\$614,564.00	\$15,150.60	\$599,413.40
					1713 - Instructional Assistants - Early Childhood Education	\$0.00	\$91,308.26	-\$91,308.26
			51300 - Additional Compensation	4010 - Bilingual Education Programs	1411 - Teachers-Grades 1-12	\$0.00	\$0.00	\$0.00
					1416 - Teachers-Other Instruction	\$0.00	\$6,000.00	-\$6,000.00
					1711 - Instructional Assistants - Grades 1-12	\$64,000.00	\$18,636.50	\$45,363.50
			52111 - Educational Retirement	4010 - Bilingual Education Programs	1411 - Teachers-Grades 1-12	\$116,374.00	\$46,393.26	\$69,980.74
					1413 - Teachers-Early Childhood Ed	\$26,456.00	\$11,868.47	\$14,587.53
					1416 - Teachers-Other Instruction	\$0.00	\$1,029.00	-\$1,029.00

Budget Entity	Fund List	Function List	Object List	Program List	Job Class List	Budget (Plan)	Actuals (Reality)	Differences
					1711 - Instructional Assistants - Grades 1-12	\$44,298.00	\$5,794.40	\$38,503.60
					1713 - Instructional Assistants - Early Childhood Education	\$13,637.00	\$15,659.49	-\$2,022.49
			52112 - ERA - Retiree Health	4010 - Bilingual Education Programs	1411 - Teachers-Grades 1-12	\$5,411.00	\$5,410.33	\$0.67
					1413 - Teachers-Early Childhood Ed	\$2,787.00	\$1,384.18	\$1,402.82
					1416 - Teachers-Other Instruction	\$0.00	\$129.49	-\$129.49
					1711 - Instructional Assistants - Grades 1-12	\$13,572.00	\$675.79	\$12,896.21
					1713 - Instructional Assistants - Early Childhood Education	\$1,591.00	\$1,826.06	-\$235.06
			52210 - FICA Payments	4010 - Bilingual Education Programs	1411 - Teachers-Grades 1-12	\$16,772.00	\$16,690.24	\$81.76
					1413 - Teachers-Early Childhood Ed	\$12,047.00	\$4,290.54	\$7,756.46
					1416 - Teachers-Other Instruction	\$0.00	\$372.00	-\$372.00
					1711 - Instructional Assistants - Grades 1-12	\$42,071.00	\$2,094.65	\$39,976.35
					1713 - Instructional Assistants - Early Childhood Education	\$4,930.00	\$5,661.05	-\$731.05
			52220 - Medicare Payments	4010 - Bilingual Education Programs	1411 - Teachers-Grades 1-12	\$3,923.00	\$3,903.40	\$19.60
					1413 - Teachers-Early Childhood Ed	\$2,021.00	\$1,003.36	\$1,017.64
					1416 - Teachers-Other Instruction	\$0.00	\$87.00	-\$87.00
					1711 - Instructional Assistants - Grades 1-12	\$9,840.00	\$489.99	\$9,350.01
					1713 - Instructional Assistants - Early Childhood Education	\$1,153.00	\$1,324.14	-\$171.14
			52312 - Life	4010 - Bilingual Education Programs	1411 - Teachers-Grades 1-12	\$228.00	\$232.98	-\$4.98
					1413 - Teachers-Early Childhood Ed	\$114.00	\$58.06	\$55.94
					1711 - Instructional Assistants - Grades 1-12	\$798.00	\$22.50	\$775.50
					1713 - Instructional Assistants - Early Childhood Education	\$0.00	\$159.22	-\$159.22
			52313 - Dental	4010 - Bilingual Education Programs	1411 - Teachers-Grades 1-12	\$206.00	\$191.47	\$14.53
					1413 - Teachers-Early Childhood Ed	\$392.00	\$0.00	\$392.00
			52314 - Vision	4010 - Bilingual Education Programs	1411 - Teachers-Grades 1-12	\$45.00	\$41.84	\$3.16
					1413 - Teachers-Early Childhood Ed	\$75.00	\$0.00	\$75.00
					1711 - Instructional Assistants - Grades 1-12	\$312.00	\$3.15	\$308.85
					1411 - Teachers-Grades 1-12	\$40.00	\$33.85	\$6.15

Budget Entity	Fund List	Function List	Object List	Program List	Job Class List	Budget (Plan)	Actuals (Reality)	Differences	
			52720 - Workers Compensation Employer's Fee	4010 - Bilingual Education Programs	1413 - Teachers-Early Childhood Ed	\$20.00	\$8.43	\$11.57	
						1711 - Instructional Assistants - Grades 1-12	\$140.00	\$2.68	\$137.32
						1713 - Instructional Assistants - Early Childhood Education	\$0.00	\$22.75	-\$22.75
						\$1,407,653.00	\$597,677.99	\$809,975.01	
Grand Total						\$72,756,549.96	\$70,007,443.50	\$2,749,106.46	

The following table shows the breakdown of other funding (*not* Operational-SEG) funding that Districts/Charters are utilizing for Instructional Services provided in the 1000 and 2200 functions for Bilingual Multicultural Education Programs.

Budget Entity	Fund List	Function List	Object List	Program List	Job Class List	Budget (plan)	Actuals (Reality)	Difference
Albuquerque Bilingual Academy	27406 - K5P Pilot 140	1000 - Instruction	51100 - Salaries Expense	4010 - Bilingual Education Programs	1413 - Teachers-Early Childhood Ed	\$0.00	\$10,992.51	-\$10,992.51
					1416 - Teachers-Other Instruction	\$140,000.00	\$114,109.11	\$25,890.89
			52111 - Educational Retirement	4010 - Bilingual Education Programs	1413 - Teachers-Early Childhood Ed	\$0.00	\$1,885.28	-\$1,885.28
					1416 - Teachers-Other Instruction	\$24,010.00	\$19,569.49	\$4,440.51
			52112 - ERA - Retiree Health	4010 - Bilingual Education Programs	1413 - Teachers-Early Childhood Ed	\$0.00	\$219.74	-\$219.74
					1416 - Teachers-Other Instruction	\$2,800.00	\$2,282.17	\$517.83
			52210 - FICA Payments	4010 - Bilingual Education Programs	1413 - Teachers-Early Childhood Ed	\$0.00	\$645.87	-\$645.87
					1416 - Teachers-Other Instruction	\$8,680.00	\$6,880.46	\$1,799.54
			52220 - Medicare Payments	4010 - Bilingual Education Programs	1413 - Teachers-Early Childhood Ed	\$0.00	\$150.98	-\$150.98
					1416 - Teachers-Other Instruction	\$2,030.00	\$1,609.17	\$420.83
			52311 - Health and Medical Premiums	4010 - Bilingual Education Programs	1413 - Teachers-Early Childhood Ed	\$0.00	\$681.56	-\$681.56

Budget Entity	Fund List	Function List	Object List	Program List	Job Class List	Budget (plan)	Actuals (Reality)	Difference
					1416 - Teachers-Other Instruction	\$4,000.00	\$4,428.95	-\$428.95
			52312 - Life	4010 - Bilingual Education Programs	1413 - Teachers-Early Childhood Ed	\$0.00	\$9.36	-\$9.36
					1416 - Teachers-Other Instruction	\$90.00	\$83.52	\$6.48
			52313 - Dental	4010 - Bilingual Education Programs	1416 - Teachers-Other Instruction	\$400.00	\$223.00	\$177.00
			52314 - Vision	4010 - Bilingual Education Programs	1416 - Teachers-Other Instruction	\$120.00	\$38.51	\$81.49
			52315 - Disability	4010 - Bilingual Education Programs	1413 - Teachers-Early Childhood Ed	\$0.00	\$35.64	-\$35.64
					1416 - Teachers-Other Instruction	\$100.00	\$151.71	-\$51.71
			52500 - Unemployment Compensation	4010 - Bilingual Education Programs	1413 - Teachers-Early Childhood Ed	\$0.00	\$26.21	-\$26.21
					1416 - Teachers-Other Instruction	\$200.00	\$158.89	\$41.11
			52710 - Workers Compensation Premium	4010 - Bilingual Education Programs	1413 - Teachers-Early Childhood Ed	\$0.00	\$1.25	-\$1.25
					1416 - Teachers-Other Instruction	\$20.00	\$13.41	\$6.59
						\$182,450.00	\$164,196.79	\$18,253.21
	24101 - Title I Part A - ESEA	1000 - Instruction	52111 - Educational Retirement	4010 - Bilingual Education Programs	1416 - Teachers-Other Instruction	\$61,002.00	\$0.00	\$61,002.00
Albuquerque Public Schools	24153 - English Language Acquisition	1000 - Instruction	51100 - Salaries Expense	4010 - Bilingual Education Programs	1416 - Teachers-Other Instruction	\$0.00	\$0.00	\$0.00
			52111 - Educational Retirement	4010 - Bilingual Education Programs	1416 - Teachers-Other Instruction	\$0.00	\$0.00	\$0.00
			52112 - ERA - Retiree Health	4010 - Bilingual Education Programs	1416 - Teachers-Other Instruction	\$0.00	\$0.00	\$0.00
			52210 - FICA Payments	4010 - Bilingual Education Programs	1416 - Teachers-Other Instruction	\$0.00	\$0.00	\$0.00
			52220 - Medicare Payments	4010 - Bilingual Education Programs	1416 - Teachers-Other Instruction	\$0.00	\$0.00	\$0.00
			52311 - Health and Medical Premiums	4010 - Bilingual Education Programs	1416 - Teachers-Other Instruction	\$0.00	\$0.00	\$0.00
			52312 - Life	4010 - Bilingual Education Programs	1416 - Teachers-Other Instruction	\$0.00	\$0.00	\$0.00
			52313 - Dental	4010 - Bilingual Education Programs	1416 - Teachers-Other Instruction	\$0.00	\$0.00	\$0.00

Budget Entity	Fund List	Function List	Object List	Program List	Job Class List	Budget (plan)	Actuals (Reality)	Difference
			52314 - Vision	4010 - Bilingual Education Programs	1416 - Teachers-Other Instruction	\$0.00	\$0.00	\$0.00
			52315 - Disability	4010 - Bilingual Education Programs	1416 - Teachers-Other Instruction	\$0.00	\$0.00	\$0.00
			52500 - Unemployment Compensation	4010 - Bilingual Education Programs	1416 - Teachers-Other Instruction	\$0.00	\$0.00	\$0.00
			52720 - Workers Compensation Employer's Fee	4010 - Bilingual Education Programs	1416 - Teachers-Other Instruction	\$0.00	\$0.00	\$0.00
			52730 - Workers Compensation (Self Insured)	4010 - Bilingual Education Programs	1416 - Teachers-Other Instruction	\$0.00	\$0.00	\$0.00
	25180 - Magnet Schools Assistance	1000 - Instruction	51100 - Salaries Expense	4010 - Bilingual Education Programs	1416 - Teachers-Other Instruction	\$248,626.00	\$0.00	\$248,626.00
			51300 - Additional Compensation	4010 - Bilingual Education Programs	1416 - Teachers-Other Instruction	\$52,598.00	\$0.00	\$52,598.00
			52111 - Educational Retirement	4010 - Bilingual Education Programs	1416 - Teachers-Other Instruction	\$32,412.00	\$0.00	\$32,412.00
			52112 - ERA - Retiree Health	4010 - Bilingual Education Programs	1416 - Teachers-Other Instruction	\$7,268.00	\$0.00	\$7,268.00
			52210 - FICA Payments	4010 - Bilingual Education Programs	1416 - Teachers-Other Instruction	\$13,910.00	\$0.00	\$13,910.00
			52220 - Medicare Payments	4010 - Bilingual Education Programs	1416 - Teachers-Other Instruction	\$3,253.00	\$0.00	\$3,253.00
			52311 - Health and Medical Premiums	4010 - Bilingual Education Programs	1416 - Teachers-Other Instruction	\$22,691.00	\$0.00	\$22,691.00
			52312 - Life	4010 - Bilingual Education Programs	1416 - Teachers-Other Instruction	\$449.00	\$0.00	\$449.00
			52313 - Dental	4010 - Bilingual Education Programs	1416 - Teachers-Other Instruction	\$1,692.00	\$0.00	\$1,692.00
			52314 - Vision	4010 - Bilingual Education Programs	1416 - Teachers-Other Instruction	\$251.00	\$0.00	\$251.00
			52315 - Disability	4010 - Bilingual Education Programs	1416 - Teachers-Other Instruction	\$126.00	\$0.00	\$126.00
			52500 - Unemployment Compensation	4010 - Bilingual Education Programs	1416 - Teachers-Other Instruction	\$86.00	\$0.00	\$86.00
			52720 - Workers Compensation Employer's Fee	4010 - Bilingual Education Programs	1416 - Teachers-Other Instruction	\$49.00	\$0.00	\$49.00

Budget Entity	Fund List	Function List	Object List	Program List	Job Class List	Budget (plan)	Actuals (Reality)	Difference		
			52730 - Workers Compensation (Self Insured)	4010 - Bilingual Education Programs	1416 - Teachers-Other Instruction	\$1,268.00	\$0.00	\$1,268.00		
	27411 - Native American Language Certificate Salaries	1000 - Instruction	51100 - Salaries Expense	4010 - Bilingual Education Programs	1416 - Teachers-Other Instruction	\$76,496.00	\$82,799.42	-\$6,303.42		
			52111 - Educational Retirement	4010 - Bilingual Education Programs	1416 - Teachers-Other Instruction	\$12,950.00	\$14,184.54	-\$1,234.54		
			52112 - ERA - Retiree Health	4010 - Bilingual Education Programs	1416 - Teachers-Other Instruction	\$1,524.00	\$1,654.09	-\$130.09		
			52210 - FICA Payments	4010 - Bilingual Education Programs	1416 - Teachers-Other Instruction	\$4,455.00	\$5,113.39	-\$658.39		
			52220 - Medicare Payments	4010 - Bilingual Education Programs	1416 - Teachers-Other Instruction	\$1,043.00	\$1,195.88	-\$152.88		
			52311 - Health and Medical Premiums	4010 - Bilingual Education Programs	1416 - Teachers-Other Instruction	\$7,788.00		\$7,788.00		
			52312 - Life	4010 - Bilingual Education Programs	1416 - Teachers-Other Instruction	\$155.00	\$21.33	\$133.67		
			52313 - Dental	4010 - Bilingual Education Programs	1416 - Teachers-Other Instruction	\$581.00	\$250.95	\$330.05		
			52314 - Vision	4010 - Bilingual Education Programs	1416 - Teachers-Other Instruction	\$87.00	\$36.50	\$50.50		
			52315 - Disability	4010 - Bilingual Education Programs	1416 - Teachers-Other Instruction	\$44.00	\$40.80	\$3.20		
			52500 - Unemployment Compensation	4010 - Bilingual Education Programs	1416 - Teachers-Other Instruction	\$30.00	\$14.40	\$15.60		
			52720 - Workers Compensation Employer's Fee	4010 - Bilingual Education Programs	1416 - Teachers-Other Instruction	\$17.00	\$12.27	\$4.73		
			52730 - Workers Compensation (Self Insured)	4010 - Bilingual Education Programs	1416 - Teachers-Other Instruction	\$436.00	\$282.43	\$153.57		
								\$551,287.00	\$105,606.00	\$445,681.00
Alice King Community School			24153 - English Language Acquisition	1000 - Instruction	51300 - Additional Compensation	4010 - Bilingual Education Programs	1416 - Teachers-Other Instruction	\$0.00	\$0.00	\$0.00
						\$0.00	\$0.00	\$0.00		
Artesia Public Schools	24153 - English Language Acquisition	1000 - Instruction	51300 - Additional Compensation	4010 - Bilingual Education Programs	1621 - Summer School/After School	\$0.00	\$12,124.31	-\$12,124.31		
			52111 - Educational Retirement	4010 - Bilingual Education Programs	1621 - Summer School/After School	\$0.00	\$2,079.33	-\$2,079.33		
			52112 - ERA - Retiree Health	4010 - Bilingual Education Programs	1621 - Summer School/After School	\$0.00	\$242.47	-\$242.47		

Budget Entity	Fund List	Function List	Object List	Program List	Job Class List	Budget (plan)	Actuals (Reality)	Difference	
			52210 - FICA Payments	4010 - Bilingual Education Programs	1621 - Summer School/After School	\$0.00	\$663.51	-\$663.51	
			52220 - Medicare Payments	4010 - Bilingual Education Programs	1621 - Summer School/After School	\$0.00	\$155.19	-\$155.19	
			52720 - Workers Compensation Employer's Fee	4010 - Bilingual Education Programs	1621 - Summer School/After School	\$0.00	\$0.91	-\$0.91	
	24330 - 24330 - ARP ESSER III	1000 - Instruction	51300 - Additional Compensation	4010 - Bilingual Education Programs	1416 - Teachers-Other Instruction	\$0.00	\$2,000.00	-\$2,000.00	
			52210 - FICA Payments	4010 - Bilingual Education Programs	1416 - Teachers-Other Instruction	\$0.00	\$124.00	-\$124.00	
			52220 - Medicare Payments	4010 - Bilingual Education Programs	1416 - Teachers-Other Instruction	\$0.00	\$29.00	-\$29.00	
			52720 - Workers Compensation Employer's Fee	4010 - Bilingual Education Programs	1416 - Teachers-Other Instruction	\$0.00	\$2.30	-\$2.30	
						\$0.00	\$17,421.02	-\$17,421.02	
	Aztec Municipal Schools	25131 - Johnson O'Malley	1000 - Instruction	51100 - Salaries Expense	4010 - Bilingual Education Programs	1416 - Teachers-Other Instruction	\$1,719.00	\$0.00	\$1,719.00
				51300 - Additional Compensation	4010 - Bilingual Education Programs	1416 - Teachers-Other Instruction	\$2,625.00	\$612.50	\$2,012.50
52111 - Educational Retirement				4010 - Bilingual Education Programs	1416 - Teachers-Other Instruction	\$447.32	\$105.05	\$342.27	
52112 - ERA - Retiree Health				4010 - Bilingual Education Programs	1416 - Teachers-Other Instruction	\$356.32	\$12.25	\$344.07	
52210 - FICA Payments				4010 - Bilingual Education Programs	1416 - Teachers-Other Instruction	\$270.32	\$37.12	\$233.20	
52220 - Medicare Payments				4010 - Bilingual Education Programs	1416 - Teachers-Other Instruction	\$213.32	\$8.67	\$204.65	
52312 - Life				4010 - Bilingual Education Programs	1416 - Teachers-Other Instruction	\$7.00	\$0.00	\$7.00	
52313 - Dental				4010 - Bilingual Education Programs	1416 - Teachers-Other Instruction	\$41.00	\$4.98	\$36.02	
52314 - Vision				4010 - Bilingual Education Programs	1416 - Teachers-Other Instruction	\$16.00	\$0.00	\$16.00	
25184 - Indian Ed Formula Grant		1000 - Instruction	51100 - Salaries Expense	4010 - Bilingual Education Programs	1416 - Teachers-Other Instruction	\$20,600.00	\$20,600.03	-\$0.03	
	52111 - Educational Retirement		4010 - Bilingual Education Programs	1416 - Teachers-Other Instruction	\$3,091.00	\$3,532.85	-\$441.85		

Budget Entity	Fund List	Function List	Object List	Program List	Job Class List	Budget (plan)	Actuals (Reality)	Difference
			52112 - ERA - Retiree Health	4010 - Bilingual Education Programs	1416 - Teachers-Other Instruction	\$360.00	\$412.05	-\$52.05
			52210 - FICA Payments	4010 - Bilingual Education Programs	1416 - Teachers-Other Instruction	\$1,084.00	\$1,239.41	-\$155.41
			52220 - Medicare Payments	4010 - Bilingual Education Programs	1416 - Teachers-Other Instruction	\$254.00	\$289.94	-\$35.94
			52312 - Life	4010 - Bilingual Education Programs	1416 - Teachers-Other Instruction	\$11.00	\$12.69	-\$1.69
			52313 - Dental	4010 - Bilingual Education Programs	1416 - Teachers-Other Instruction	\$215.00	\$244.06	-\$29.06
			52314 - Vision	4010 - Bilingual Education Programs	1416 - Teachers-Other Instruction	\$37.00	\$40.74	-\$3.74
			52720 - Workers Compensation Employer's Fee	4010 - Bilingual Education Programs	1416 - Teachers-Other Instruction	\$0.00	\$6.88	-\$6.88
	27150 - Indian Education Act	1000 - Instruction	51100 - Salaries Expense	4010 - Bilingual Education Programs	1416 - Teachers-Other Instruction	\$30,900.00	\$30,899.97	\$0.03
			52111 - Educational Retirement	4010 - Bilingual Education Programs	1416 - Teachers-Other Instruction	\$5,304.00	\$5,299.37	\$4.63
			52112 - ERA - Retiree Health	4010 - Bilingual Education Programs	1416 - Teachers-Other Instruction	\$625.00	\$618.03	\$6.97
			52210 - FICA Payments	4010 - Bilingual Education Programs	1416 - Teachers-Other Instruction	\$1,863.00	\$1,859.10	\$3.90
			52220 - Medicare Payments	4010 - Bilingual Education Programs	1416 - Teachers-Other Instruction	\$464.00	\$434.81	\$29.19
			52312 - Life	4010 - Bilingual Education Programs	1416 - Teachers-Other Instruction	\$20.00	\$18.99	\$1.01
			52313 - Dental	4010 - Bilingual Education Programs	1416 - Teachers-Other Instruction	\$400.00	\$366.09	\$33.91
			52314 - Vision	4010 - Bilingual Education Programs	1416 - Teachers-Other Instruction	\$65.00	\$61.02	\$3.98
			52720 - Workers Compensation Employer's Fee	4010 - Bilingual Education Programs	1416 - Teachers-Other Instruction	\$0.00	\$10.32	-\$10.32
	27411 - Native American Language Certificate Salaries	1000 - Instruction	51100 - Salaries Expense	4010 - Bilingual Education Programs	1416 - Teachers-Other Instruction	\$31,004.60	\$25,362.16	\$5,642.44
			52111 - Educational Retirement	4010 - Bilingual Education Programs	1416 - Teachers-Other Instruction	\$2,846.00	\$4,349.65	-\$1,503.65
			52112 - ERA - Retiree Health	4010 - Bilingual Education Programs	1416 - Teachers-Other Instruction	\$266.00	\$507.22	-\$241.22

Budget Entity	Fund List	Function List	Object List	Program List	Job Class List	Budget (plan)	Actuals (Reality)	Difference
			52210 - FICA Payments	4010 - Bilingual Education Programs	1416 - Teachers-Other Instruction	\$1,649.00	\$1,555.88	\$93.12
			52220 - Medicare Payments	4010 - Bilingual Education Programs	1416 - Teachers-Other Instruction	\$386.00	\$363.90	\$22.10
			52312 - Life	4010 - Bilingual Education Programs	1416 - Teachers-Other Instruction	\$0.00	\$17.76	-\$17.76
			52313 - Dental	4010 - Bilingual Education Programs	1416 - Teachers-Other Instruction	\$205.40	\$345.22	-\$139.82
			52314 - Vision	4010 - Bilingual Education Programs	1416 - Teachers-Other Instruction	\$34.00	\$57.06	-\$23.06
			52720 - Workers Compensation Employer's Fee	4010 - Bilingual Education Programs	1416 - Teachers-Other Instruction	\$0.00	\$8.60	-\$8.60
Belen Consolidated Schools	24101 - Title I Part A - ESEA	1000 - Instruction	51300 - Additional Compensation	4010 - Bilingual Education Programs	1416 - Teachers-Other Instruction	\$0.00	\$0.00	\$0.00
			52111 - Educational Retirement	4010 - Bilingual Education Programs	1416 - Teachers-Other Instruction	\$100.00	\$0.00	\$100.00
	27406 - K5P Pilot 140	1000 - Instruction	51100 - Salaries Expense	4010 - Bilingual Education Programs	1414 - Teachers-Preschool (exclude Special Ed)	\$0.00	\$0.00	\$0.00
					1416 - Teachers-Other Instruction	\$0.00	\$0.00	\$0.00
			51300 - Additional Compensation	4010 - Bilingual Education Programs	1414 - Teachers-Preschool (exclude Special Ed)	\$38,082.00	\$37,017.23	\$1,064.77
					1416 - Teachers-Other Instruction	\$35,846.00	\$29,618.63	\$6,227.37
			52111 - Educational Retirement	4010 - Bilingual Education Programs	1414 - Teachers-Preschool (exclude Special Ed)	\$6,735.00	\$6,348.43	\$386.57
					1416 - Teachers-Other Instruction	\$6,148.00	\$5,079.55	\$1,068.45
			52112 - ERA - Retiree Health	4010 - Bilingual Education Programs	1414 - Teachers-Preschool (exclude Special Ed)	\$1,000.00	\$739.99	\$260.01
					1416 - Teachers-Other Instruction	\$800.00	\$592.32	\$207.68
			52210 - FICA Payments	4010 - Bilingual Education Programs	1414 - Teachers-Preschool (exclude Special Ed)	\$2,633.00	\$2,205.89	\$427.11
	1416 - Teachers-Other Instruction	\$2,223.00			\$1,764.09	\$458.91		
	52220 - Medicare Payments	4010 - Bilingual Education Programs	1414 - Teachers-Preschool (exclude Special Ed)	\$690.00	\$516.00	\$174.00		

Budget Entity	Fund List	Function List	Object List	Program List	Job Class List	Budget (plan)	Actuals (Reality)	Difference
					1416 - Teachers-Other Instruction	\$520.00	\$412.46	\$107.54
			52311 - Health and Medical Premiums	4010 - Bilingual Education Programs	1414 - Teachers-Preschool (exclude Special Ed)	\$2,000.00	\$1,816.36	\$183.64
						1416 - Teachers-Other Instruction	\$1,800.00	\$1,676.88
			52312 - Life	4010 - Bilingual Education Programs	1414 - Teachers-Preschool (exclude Special Ed)	\$200.00	\$28.80	\$171.20
						1416 - Teachers-Other Instruction	\$200.00	\$24.88
			52313 - Dental	4010 - Bilingual Education Programs	1414 - Teachers-Preschool (exclude Special Ed)	\$200.00	\$85.44	\$114.56
						1416 - Teachers-Other Instruction	\$200.00	\$71.46
			52314 - Vision	4010 - Bilingual Education Programs	1414 - Teachers-Preschool (exclude Special Ed)	\$100.00	\$22.56	\$77.44
						1416 - Teachers-Other Instruction	\$50.00	\$12.00
			52720 - Workers Compensation Employer's Fee	4010 - Bilingual Education Programs	1414 - Teachers-Preschool (exclude Special Ed)	\$20.00	\$3.99	\$16.01
						1416 - Teachers-Other Instruction	\$30.00	\$3.67
						\$99,577.00	\$88,040.63	\$11,536.37
Bernalillo Public School	24153 - English Language Acquisition	1000 - Instruction	51300 - Additional Compensation	4010 - Bilingual Education Programs	1416 - Teachers-Other Instruction	\$10,000.00	\$0.00	\$10,000.00
						\$10,000.00	\$0.00	\$10,000.00
Bloomfield Schools	24308 - CRRSA, ESSER II	1000 - Instruction	51300 - Additional Compensation	4010 - Bilingual Education Programs	1711 - Instructional Assistants - Grades 1-12	\$704.00	\$0.00	\$704.00
			52111 - Educational Retirement	4010 - Bilingual Education Programs	1711 - Instructional Assistants - Grades 1-12	\$110.00	\$0.00	\$110.00
			52112 - ERA - Retiree Health	4010 - Bilingual Education Programs	1711 - Instructional Assistants - Grades 1-12	\$15.00	\$0.00	\$15.00
			52210 - FICA Payments	4010 - Bilingual Education Programs	1711 - Instructional Assistants - Grades 1-12	\$31.00	\$0.00	\$31.00
			52220 - Medicare Payments	4010 - Bilingual Education Programs	1711 - Instructional Assistants - Grades 1-12	\$8.00	\$0.00	\$8.00
			52720 - Workers Compensation Employer's Fee	4010 - Bilingual Education Programs	1711 - Instructional Assistants - Grades 1-12	\$1.00	\$0.00	\$1.00
	25131 - Johnson O'Malley	1000 - Instruction	51100 - Salaries Expense	4010 - Bilingual Education Programs	1416 - Teachers-Other Instruction	\$29,697.00	\$27,800.10	\$1,896.90

Budget Entity	Fund List	Function List	Object List	Program List	Job Class List	Budget (plan)	Actuals (Reality)	Difference
			51300 - Additional Compensation	4010 - Bilingual Education Programs	1416 - Teachers-Other Instruction	\$25.00	\$0.00	\$25.00
			52111 - Educational Retirement	4010 - Bilingual Education Programs	1416 - Teachers-Other Instruction	\$3,671.00	\$4,767.81	-\$1,096.81
			52112 - ERA - Retiree Health	4010 - Bilingual Education Programs	1416 - Teachers-Other Instruction	\$474.00	\$556.06	-\$82.06
			52210 - FICA Payments	4010 - Bilingual Education Programs	1416 - Teachers-Other Instruction	\$1,464.00	\$1,715.45	-\$251.45
			52220 - Medicare Payments	4010 - Bilingual Education Programs	1416 - Teachers-Other Instruction	\$343.00	\$401.13	-\$58.13
			52312 - Life	4010 - Bilingual Education Programs	1416 - Teachers-Other Instruction	\$16.00	\$15.84	\$0.16
			52313 - Dental	4010 - Bilingual Education Programs	1416 - Teachers-Other Instruction	\$263.00	\$291.77	-\$28.77
			52314 - Vision	4010 - Bilingual Education Programs	1416 - Teachers-Other Instruction	\$26.00	\$23.54	\$2.46
			52720 - Workers Compensation Employer's Fee	4010 - Bilingual Education Programs	1416 - Teachers-Other Instruction	\$4.00	\$4.38	-\$0.38
	26121 - Kellogg Fund/Kellogg Foundation	1000 - Instruction	51300 - Additional Compensation	4010 - Bilingual Education Programs	1416 - Teachers-Other Instruction	\$0.00	\$0.00	\$0.00
			52111 - Educational Retirement	4010 - Bilingual Education Programs	1416 - Teachers-Other Instruction	\$0.00	\$0.00	\$0.00
			52112 - ERA - Retiree Health	4010 - Bilingual Education Programs	1416 - Teachers-Other Instruction	\$0.00	\$0.00	\$0.00
			52210 - FICA Payments	4010 - Bilingual Education Programs	1416 - Teachers-Other Instruction	\$0.00	\$0.00	\$0.00
			52220 - Medicare Payments	4010 - Bilingual Education Programs	1416 - Teachers-Other Instruction	\$0.00	\$0.00	\$0.00
	27150 - Indian Education Act	1000 - Instruction	51100 - Salaries Expense	4010 - Bilingual Education Programs	1416 - Teachers-Other Instruction	\$32,470.00	\$31,249.90	\$1,220.10
			51300 - Additional Compensation	4010 - Bilingual Education Programs	1416 - Teachers-Other Instruction	\$21,865.00	\$0.00	\$21,865.00
			52111 - Educational Retirement	4010 - Bilingual Education Programs	1416 - Teachers-Other Instruction	\$5,555.00	\$5,359.23	\$195.77
			52112 - ERA - Retiree Health	4010 - Bilingual Education Programs	1416 - Teachers-Other Instruction	\$745.00	\$624.96	\$120.04
			52210 - FICA Payments	4010 - Bilingual Education Programs	1416 - Teachers-Other Instruction	\$2,356.00	\$1,910.84	\$445.16

Budget Entity	Fund List	Function List	Object List	Program List	Job Class List	Budget (plan)	Actuals (Reality)	Difference
			52220 - Medicare Payments	4010 - Bilingual Education Programs	1416 - Teachers-Other Instruction	\$955.00	\$446.86	\$508.14
			52311 - Health and Medical Premiums	4010 - Bilingual Education Programs	1416 - Teachers-Other Instruction	\$455.00	\$0.00	\$455.00
			52312 - Life	4010 - Bilingual Education Programs	1416 - Teachers-Other Instruction	\$0.00	\$15.84	-\$15.84
			52313 - Dental	4010 - Bilingual Education Programs	1416 - Teachers-Other Instruction	\$0.00	\$102.96	-\$102.96
			52314 - Vision	4010 - Bilingual Education Programs	1416 - Teachers-Other Instruction	\$0.00	\$22.56	-\$22.56
			52720 - Workers Compensation Employer's Fee	4010 - Bilingual Education Programs	1416 - Teachers-Other Instruction	\$0.00	\$4.36	-\$4.36
			27411 - Native American Language Certificate Salaries	1000 - Instruction	51100 - Salaries Expense	4010 - Bilingual Education Programs	1416 - Teachers-Other Instruction	\$14,481.00
						\$115,734.00	\$89,794.59	\$25,939.41
Carlsbad Municipal Schools	24101 - Title I Part A - ESEA	1000 - Instruction	51300 - Additional Compensation	4010 - Bilingual Education Programs	1416 - Teachers-Other Instruction	\$0.00	\$567.00	-\$567.00
			52111 - Educational Retirement	4010 - Bilingual Education Programs	1416 - Teachers-Other Instruction	\$0.00	\$97.24	-\$97.24
			52112 - ERA - Retiree Health	4010 - Bilingual Education Programs	1416 - Teachers-Other Instruction	\$0.00	\$11.33	-\$11.33
			52210 - FICA Payments	4010 - Bilingual Education Programs	1416 - Teachers-Other Instruction	\$0.00	\$34.08	-\$34.08
			52220 - Medicare Payments	4010 - Bilingual Education Programs	1416 - Teachers-Other Instruction	\$0.00	\$7.97	-\$7.97
	24154 - Teacher/Principal Training & Recruiting	1000 - Instruction	51300 - Additional Compensation	4010 - Bilingual Education Programs	1416 - Teachers-Other Instruction	\$0.00	\$262.50	-\$262.50
			52111 - Educational Retirement	4010 - Bilingual Education Programs	1416 - Teachers-Other Instruction	\$0.00	\$45.03	-\$45.03
			52112 - ERA - Retiree Health	4010 - Bilingual Education Programs	1416 - Teachers-Other Instruction	\$0.00	\$5.24	-\$5.24
			52210 - FICA Payments	4010 - Bilingual Education Programs	1416 - Teachers-Other Instruction	\$0.00	\$14.87	-\$14.87
			52220 - Medicare Payments	4010 - Bilingual Education Programs	1416 - Teachers-Other Instruction	\$0.00	\$3.48	-\$3.48
	24308 - CRRSA, ESSER II	1000 - Instruction	51300 - Additional Compensation	4010 - Bilingual Education Programs	1416 - Teachers-Other Instruction	\$10,386.00	\$2,478.00	\$7,908.00

Budget Entity	Fund List	Function List	Object List	Program List	Job Class List	Budget (plan)	Actuals (Reality)	Difference	
			52111 - Educational Retirement	4010 - Bilingual Education Programs	1416 - Teachers-Other Instruction	\$1,863.00	\$425.00	\$1,438.00	
			52112 - ERA - Retiree Health	4010 - Bilingual Education Programs	1416 - Teachers-Other Instruction	\$0.00	\$49.56	-\$49.56	
			52210 - FICA Payments	4010 - Bilingual Education Programs	1416 - Teachers-Other Instruction	\$1,793.00	\$153.41	\$1,639.59	
			52220 - Medicare Payments	4010 - Bilingual Education Programs	1416 - Teachers-Other Instruction	\$98.00	\$35.89	\$62.11	
			52720 - Workers Compensation Employer's Fee	4010 - Bilingual Education Programs	1416 - Teachers-Other Instruction	\$0.00	\$0.45	-\$0.45	
	24330 - 24330 - ARP ESSER III	1000 - Instruction	51300 - Additional Compensation	4010 - Bilingual Education Programs	1416 - Teachers-Other Instruction	\$0.00	\$5,724.72	-\$5,724.72	
			52111 - Educational Retirement	4010 - Bilingual Education Programs	1416 - Teachers-Other Instruction	\$0.00	\$381.54	-\$381.54	
			52112 - ERA - Retiree Health	4010 - Bilingual Education Programs	1416 - Teachers-Other Instruction	\$0.00	\$44.49	-\$44.49	
			52210 - FICA Payments	4010 - Bilingual Education Programs	1416 - Teachers-Other Instruction	\$0.00	\$345.89	-\$345.89	
			52220 - Medicare Payments	4010 - Bilingual Education Programs	1416 - Teachers-Other Instruction	\$0.00	\$80.89	-\$80.89	
			52720 - Workers Compensation Employer's Fee	4010 - Bilingual Education Programs	1416 - Teachers-Other Instruction	\$0.00	\$0.74	-\$0.74	
							\$14,140.00	\$10,769.32	\$3,370.68
	Central Consolidated Schools	24101 - Title I Part A - ESEA	1000 - Instruction	51300 - Additional Compensation	4010 - Bilingual Education Programs	1416 - Teachers-Other Instruction	\$0.00	\$60,445.00	-\$60,445.00
52111 - Educational Retirement				4010 - Bilingual Education Programs	1416 - Teachers-Other Instruction	\$0.00	\$10,366.22	-\$10,366.22	
52112 - ERA - Retiree Health				4010 - Bilingual Education Programs	1416 - Teachers-Other Instruction	\$0.00	\$1,208.94	-\$1,208.94	
52210 - FICA Payments				4010 - Bilingual Education Programs	1416 - Teachers-Other Instruction	\$0.00	\$3,730.33	-\$3,730.33	
52220 - Medicare Payments				4010 - Bilingual Education Programs	1416 - Teachers-Other Instruction	\$0.00	\$872.46	-\$872.46	
52311 - Health and Medical Premiums				4010 - Bilingual Education Programs	1416 - Teachers-Other Instruction	\$0.00	\$263.30	-\$263.30	
52312 - Life				4010 - Bilingual Education Programs	1416 - Teachers-Other Instruction	\$0.00	\$1.09	-\$1.09	

Budget Entity	Fund List	Function List	Object List	Program List	Job Class List	Budget (plan)	Actuals (Reality)	Difference
			52313 - Dental	4010 - Bilingual Education Programs	1416 - Teachers-Other Instruction	\$0.00	\$10.05	-\$10.05
			52314 - Vision	4010 - Bilingual Education Programs	1416 - Teachers-Other Instruction	\$0.00	\$1.77	-\$1.77
			52315 - Disability	4010 - Bilingual Education Programs	1416 - Teachers-Other Instruction	\$0.00	\$3.71	-\$3.71
	24330 - 24330 - ARP ESSER III	1000 - Instruction	51300 - Additional Compensation	4010 - Bilingual Education Programs	1416 - Teachers-Other Instruction	\$0.00	\$58,000.00	-\$58,000.00
			52210 - FICA Payments	4010 - Bilingual Education Programs	1416 - Teachers-Other Instruction	\$0.00	\$3,596.00	-\$3,596.00
			52220 - Medicare Payments	4010 - Bilingual Education Programs	1416 - Teachers-Other Instruction	\$0.00	\$841.00	-\$841.00
	25131 - Johnson O'Malley	1000 - Instruction	51300 - Additional Compensation	4010 - Bilingual Education Programs	1416 - Teachers-Other Instruction	\$3,213.00	\$4,692.00	-\$1,479.00
			52111 - Educational Retirement	4010 - Bilingual Education Programs	1416 - Teachers-Other Instruction	\$552.00	\$804.64	-\$252.64
			52112 - ERA - Retiree Health	4010 - Bilingual Education Programs	1416 - Teachers-Other Instruction	\$65.00	\$93.86	-\$28.86
			52210 - FICA Payments	4010 - Bilingual Education Programs	1416 - Teachers-Other Instruction	\$200.00	\$290.82	-\$90.82
			52220 - Medicare Payments	4010 - Bilingual Education Programs	1416 - Teachers-Other Instruction	\$47.00	\$68.05	-\$21.05
	25184 - Indian Ed Formula Grant	1000 - Instruction	51100 - Salaries Expense	4010 - Bilingual Education Programs	1416 - Teachers-Other Instruction	\$671,652.00	\$615,935.38	\$55,716.62
			51300 - Additional Compensation	4010 - Bilingual Education Programs	1416 - Teachers-Other Instruction	\$244,610.00	\$42,948.87	\$201,661.13
			52111 - Educational Retirement	4010 - Bilingual Education Programs	1416 - Teachers-Other Instruction	\$77,988.00	\$132,575.46	-\$54,587.46
			52112 - ERA - Retiree Health	4010 - Bilingual Education Programs	1416 - Teachers-Other Instruction	\$14,117.00	\$15,469.07	-\$1,352.07
52210 - FICA Payments			4010 - Bilingual Education Programs	1416 - Teachers-Other Instruction	\$43,352.00	\$47,135.75	-\$3,783.75	
52220 - Medicare Payments			4010 - Bilingual Education Programs	1416 - Teachers-Other Instruction	\$10,787.00	\$11,023.75	-\$236.75	
52311 - Health and Medical Premiums			4010 - Bilingual Education Programs	1416 - Teachers-Other Instruction	\$28,556.00	\$40,291.58	-\$11,735.58	
52312 - Life			4010 - Bilingual Education Programs	1416 - Teachers-Other Instruction	\$872.00	\$817.32	\$54.68	

Budget Entity	Fund List	Function List	Object List	Program List	Job Class List	Budget (plan)	Actuals (Reality)	Difference
			52313 - Dental	4010 - Bilingual Education Programs	1416 - Teachers-Other Instruction	\$5,331.00	\$5,608.02	-\$277.02
			52314 - Vision	4010 - Bilingual Education Programs	1416 - Teachers-Other Instruction	\$1,063.00	\$1,068.64	-\$5.64
			52315 - Disability	4010 - Bilingual Education Programs	1416 - Teachers-Other Instruction	\$187.00	\$397.27	-\$210.27
			52720 - Workers Compensation Employer's Fee	4010 - Bilingual Education Programs	1416 - Teachers-Other Instruction	\$100.00	\$89.70	\$10.30
			27411 - Native American Language Certificate Salaries	1000 - Instruction	51100 - Salaries Expense	4010 - Bilingual Education Programs	1416 - Teachers-Other Instruction	\$201,972.00
						\$1,304,664.00	\$1,260,622.03	\$44,041.97
Cien Aguas International School	24330 - 24330 - ARP ESSER III	1000 - Instruction	51300 - Additional Compensation	4010 - Bilingual Education Programs	1411 - Teachers-Grades 1-12	\$26,000.00	\$26,000.00	\$0.00
					1413 - Teachers-Early Childhood Ed	\$4,000.00	\$4,000.00	\$0.00
					1713 - Instructional Assistants - Early Childhood Education	\$4,000.00	\$4,000.00	\$0.00
			52111 - Educational Retirement	4010 - Bilingual Education Programs	1411 - Teachers-Grades 1-12	\$4,459.00	\$4,459.00	\$0.00
					1413 - Teachers-Early Childhood Ed	\$686.00	\$686.00	\$0.00
					1713 - Instructional Assistants - Early Childhood Education	\$686.00	\$686.00	\$0.00
			52112 - ERA - Retiree Health	4010 - Bilingual Education Programs	1411 - Teachers-Grades 1-12	\$520.00	\$520.00	\$0.00
					1413 - Teachers-Early Childhood Ed	\$80.00	\$80.00	\$0.00
					1713 - Instructional Assistants - Early Childhood Education	\$80.00	\$80.00	\$0.00
			52210 - FICA Payments	4010 - Bilingual Education Programs	1411 - Teachers-Grades 1-12	\$1,093.00	\$1,092.62	\$0.38
					1413 - Teachers-Early Childhood Ed	\$237.00	\$236.51	\$0.49
					1713 - Instructional Assistants - Early Childhood Education	\$243.00	\$243.48	-\$0.48

Budget Entity	Fund List	Function List	Object List	Program List	Job Class List	Budget (plan)	Actuals (Reality)	Difference		
			52220 - Medicare Payments	4010 - Bilingual Education Programs	1411 - Teachers-Grades 1-12	\$256.00	\$255.54	\$0.46		
						1413 - Teachers-Early Childhood Ed	\$55.00	\$55.31	-\$0.31	
						1713 - Instructional Assistants - Early Childhood Education	\$57.00	\$56.94	\$0.06	
						\$42,452.00	\$42,451.40	\$0.60		
Clovis Municipal Schools	24101 - Title I Part A - ESEA	1000 - Instruction	51300 - Additional Compensation	4010 - Bilingual Education Programs	1413 - Teachers-Early Childhood Ed	\$0.00	\$207.59	-\$207.59		
					1416 - Teachers-Other Instruction	\$15,000.00	\$6,943.67	\$8,056.33		
			52111 - Educational Retirement	4010 - Bilingual Education Programs	1413 - Teachers-Early Childhood Ed	\$0.00	\$35.60	-\$35.60		
					1416 - Teachers-Other Instruction	\$2,573.00	\$1,191.07	\$1,381.93		
			52112 - ERA - Retiree Health	4010 - Bilingual Education Programs	1413 - Teachers-Early Childhood Ed	\$0.00	\$4.15	-\$4.15		
					1416 - Teachers-Other Instruction	\$300.00	\$138.70	\$161.30		
			52210 - FICA Payments	4010 - Bilingual Education Programs	1413 - Teachers-Early Childhood Ed	\$0.00	\$12.87	-\$12.87		
					1416 - Teachers-Other Instruction	\$930.00	\$414.01	\$515.99		
			52220 - Medicare Payments	4010 - Bilingual Education Programs	1413 - Teachers-Early Childhood Ed	\$0.00	\$3.01	-\$3.01		
					1416 - Teachers-Other Instruction	\$218.00	\$96.81	\$121.19		
			52710 - Workers Compensation Premium	4010 - Bilingual Education Programs	1413 - Teachers-Early Childhood Ed	\$0.00	\$0.00	\$0.00		
					1416 - Teachers-Other Instruction	\$0.00	\$0.00	\$0.00		
			24154 - Teacher/Principal Training & Recruiting	1000 - Instruction	51300 - Additional Compensation	4010 - Bilingual Education Programs	1413 - Teachers-Early Childhood Ed	\$0.00	\$100.00	-\$100.00
							1416 - Teachers-Other Instruction	\$13,500.00	\$10,999.02	\$2,500.98
52111 - Educational Retirement	4010 - Bilingual Education Programs	1413 - Teachers-Early Childhood Ed			\$0.00	\$17.15	-\$17.15			
		1416 - Teachers-Other Instruction			\$2,316.00	\$2,294.33	\$21.67			

Budget Entity	Fund List	Function List	Object List	Program List	Job Class List	Budget (plan)	Actuals (Reality)	Difference
			52112 - ERA - Retiree Health	4010 - Bilingual Education Programs	1413 - Teachers-Early Childhood Ed	\$0.00	\$2.00	-\$2.00
					1416 - Teachers-Other Instruction	\$270.00	\$267.41	\$2.59
			52210 - FICA Payments	4010 - Bilingual Education Programs	1413 - Teachers-Early Childhood Ed	\$0.00	\$6.20	-\$6.20
					1416 - Teachers-Other Instruction	\$837.00	\$791.30	\$45.70
			52220 - Medicare Payments	4010 - Bilingual Education Programs	1413 - Teachers-Early Childhood Ed	\$0.00	\$1.45	-\$1.45
					1416 - Teachers-Other Instruction	\$196.00	\$185.11	\$10.89
	52710 - Workers Compensation Premium	4010 - Bilingual Education Programs	1416 - Teachers-Other Instruction	\$203.00	\$0.00	\$203.00		
	24160 - Rural & Low-Income Schools	1000 - Instruction	51300 - Additional Compensation	4010 - Bilingual Education Programs	1416 - Teachers-Other Instruction	\$0.00	\$3,716.52	-\$3,716.52
			52111 - Educational Retirement	4010 - Bilingual Education Programs	1416 - Teachers-Other Instruction	\$0.00	\$637.42	-\$637.42
			52112 - ERA - Retiree Health	4010 - Bilingual Education Programs	1416 - Teachers-Other Instruction	\$0.00	\$74.28	-\$74.28
			52210 - FICA Payments	4010 - Bilingual Education Programs	1416 - Teachers-Other Instruction	\$0.00	\$215.53	-\$215.53
			52220 - Medicare Payments	4010 - Bilingual Education Programs	1416 - Teachers-Other Instruction	\$0.00	\$50.42	-\$50.42
	24308 - CRRSA, ESSER II	1000 - Instruction	51100 - Salaries Expense	4010 - Bilingual Education Programs	1416 - Teachers-Other Instruction	\$0.00	\$0.00	\$0.00
			51300 - Additional Compensation	4010 - Bilingual Education Programs	1416 - Teachers-Other Instruction	\$0.00	\$0.00	\$0.00
			52111 - Educational Retirement	4010 - Bilingual Education Programs	1416 - Teachers-Other Instruction	\$0.00	\$0.00	\$0.00
			52112 - ERA - Retiree Health	4010 - Bilingual Education Programs	1416 - Teachers-Other Instruction	\$0.00	\$0.00	\$0.00
			52210 - FICA Payments	4010 - Bilingual Education Programs	1416 - Teachers-Other Instruction	\$0.00	\$0.00	\$0.00
			52220 - Medicare Payments	4010 - Bilingual Education Programs	1416 - Teachers-Other Instruction	\$0.00	\$0.00	\$0.00
52311 - Health and Medical Premiums			4010 - Bilingual Education Programs	1416 - Teachers-Other Instruction	\$0.00	\$0.00	\$0.00	

Budget Entity	Fund List	Function List	Object List	Program List	Job Class List	Budget (plan)	Actuals (Reality)	Difference
			52312 - Life	4010 - Bilingual Education Programs	1416 - Teachers-Other Instruction	\$0.00	\$0.00	\$0.00
			52710 - Workers Compensation Premium	4010 - Bilingual Education Programs	1416 - Teachers-Other Instruction	\$0.00	\$0.00	\$0.00
			52720 - Workers Compensation Employer's Fee	4010 - Bilingual Education Programs	1416 - Teachers-Other Instruction	\$0.00	\$0.00	\$0.00
	24330 - 24330 - ARP ESSER III	1000 - Instruction	51100 - Salaries Expense	4010 - Bilingual Education Programs	1413 - Teachers-Early Childhood Ed	\$10,192.00	\$0.00	\$10,192.00
1416 - Teachers-Other Instruction					\$135,770.00	\$71,750.00	\$64,020.00	
1713 - Instructional Assistants - Early Childhood Education					\$2,348.00	\$0.00	\$2,348.00	
51300 - Additional Compensation			4010 - Bilingual Education Programs	1413 - Teachers-Early Childhood Ed	\$0.00	\$1,509.99	-\$1,509.99	
				1416 - Teachers-Other Instruction	\$539.00	\$20,589.92	-\$20,050.92	
52111 - Educational Retirement			4010 - Bilingual Education Programs	1411 - Teachers-Grades 1-12	\$1,748.00	\$0.00	\$1,748.00	
				1413 - Teachers-Early Childhood Ed	\$0.00	\$258.95	-\$258.95	
				1416 - Teachers-Other Instruction	\$27,371.00	\$15,796.28	\$11,574.72	
				1713 - Instructional Assistants - Early Childhood Education	\$403.00	\$0.00	\$403.00	
52112 - ERA - Retiree Health			4010 - Bilingual Education Programs	1413 - Teachers-Early Childhood Ed	\$204.00	\$30.24	\$173.76	
				1416 - Teachers-Other Instruction	\$3,192.00	\$1,842.94	\$1,349.06	
				1713 - Instructional Assistants - Early Childhood Education	\$47.00	\$0.00	\$47.00	
52210 - FICA Payments			4010 - Bilingual Education Programs	1413 - Teachers-Early Childhood Ed	\$632.00	\$90.12	\$541.88	
				1416 - Teachers-Other Instruction	\$16,091.00	\$5,092.18	\$10,998.82	

Budget Entity	Fund List	Function List	Object List	Program List	Job Class List	Budget (plan)	Actuals (Reality)	Difference		
			52220 - Medicare Payments	4010 - Bilingual Education Programs	1713 - Instructional Assistants - Early Childhood Education	\$146.00	\$0.00	\$146.00		
					1413 - Teachers-Early Childhood Ed	\$148.00	\$21.05	\$126.95		
					1416 - Teachers-Other Instruction	\$2,315.00	\$1,191.02	\$1,123.98		
					1713 - Instructional Assistants - Early Childhood Education	\$35.00	\$0.00	\$35.00		
			52311 - Health and Medical Premiums	4010 - Bilingual Education Programs	1413 - Teachers-Early Childhood Ed	\$0.00	\$1.88	-\$1.88		
					1416 - Teachers-Other Instruction	\$10,573.00	\$10,882.44	-\$309.44		
			52312 - Life	4010 - Bilingual Education Programs	1413 - Teachers-Early Childhood Ed	\$0.00	\$0.08	-\$0.08		
					1416 - Teachers-Other Instruction	\$64.00	\$63.20	\$0.80		
			52315 - Disability	4010 - Bilingual Education Programs	1416 - Teachers-Other Instruction	\$0.00	\$0.13	-\$0.13		
			52710 - Workers Compensation Premium	4010 - Bilingual Education Programs	1413 - Teachers-Early Childhood Ed	\$153.00	\$0.00	\$153.00		
					1416 - Teachers-Other Instruction	\$2,394.00	\$1,076.26	\$1,317.74		
					1713 - Instructional Assistants - Early Childhood Education	\$36.00	\$0.00	\$36.00		
			52720 - Workers Compensation Employer's Fee	4010 - Bilingual Education Programs	1416 - Teachers-Other Instruction	\$10.00	\$8.13	\$1.87		
			26107 - REC/District Fiscal Agent	1000 - Instruction	51300 - Additional Compensation	4010 - Bilingual Education Programs	1416 - Teachers-Other Instruction	\$2,040.00	\$2,379.00	-\$339.00
					52111 - Educational Retirement	4010 - Bilingual Education Programs	1416 - Teachers-Other Instruction	\$350.00	\$0.00	\$350.00
					52112 - ERA - Retiree Health	4010 - Bilingual Education Programs	1416 - Teachers-Other Instruction	\$21.00	\$0.00	\$21.00
					52210 - FICA Payments	4010 - Bilingual Education Programs	1416 - Teachers-Other Instruction	\$127.00	\$0.00	\$127.00
					52220 - Medicare Payments	4010 - Bilingual Education Programs	1416 - Teachers-Other Instruction	\$30.00	\$0.00	\$30.00

Budget Entity	Fund List	Function List	Object List	Program List	Job Class List	Budget (plan)	Actuals (Reality)	Difference
	27149 - PreK Initiative	1000 - Instruction	51300 - Additional Compensation	4010 - Bilingual Education Programs	1414 - Teachers-Preschool (exclude Special Ed)	\$0.00	\$4,083.36	-\$4,083.36
			52111 - Educational Retirement	4010 - Bilingual Education Programs	1414 - Teachers-Preschool (exclude Special Ed)	\$0.00	\$700.04	-\$700.04
			52112 - ERA - Retiree Health	4010 - Bilingual Education Programs	1414 - Teachers-Preschool (exclude Special Ed)	\$0.00	\$81.60	-\$81.60
			52210 - FICA Payments	4010 - Bilingual Education Programs	1414 - Teachers-Preschool (exclude Special Ed)	\$0.00	\$237.56	-\$237.56
			52220 - Medicare Payments	4010 - Bilingual Education Programs	1414 - Teachers-Preschool (exclude Special Ed)	\$0.00	\$55.64	-\$55.64
			52710 - Workers Compensation Premium	4010 - Bilingual Education Programs	1414 - Teachers-Preschool (exclude Special Ed)	\$0.00	\$0.00	\$0.00
Cuba Independent Schools	24330 - 24330 - ARP ESSER III	1000 - Instruction	51300 - Additional Compensation	4010 - Bilingual Education Programs	1416 - Teachers-Other Instruction	\$0.00	\$6,000.00	-\$6,000.00
			52210 - FICA Payments	4010 - Bilingual Education Programs	1416 - Teachers-Other Instruction	\$0.00	\$372.00	-\$372.00
			52220 - Medicare Payments	4010 - Bilingual Education Programs	1416 - Teachers-Other Instruction	\$0.00	\$87.00	-\$87.00
	25147 - Impact Aid Indian Education	1000 - Instruction	51100 - Salaries Expense	4010 - Bilingual Education Programs	1416 - Teachers-Other Instruction	\$80,000.00	\$76,837.00	\$3,163.00
			51300 - Additional Compensation	4010 - Bilingual Education Programs	1416 - Teachers-Other Instruction	\$10,000.00	\$0.00	\$10,000.00
			52111 - Educational Retirement	4010 - Bilingual Education Programs	1416 - Teachers-Other Instruction	\$30,000.00	\$13,177.57	\$16,822.43
			52112 - ERA - Retiree Health	4010 - Bilingual Education Programs	1416 - Teachers-Other Instruction	\$2,050.00	\$1,536.85	\$513.15
			52210 - FICA Payments	4010 - Bilingual Education Programs	1416 - Teachers-Other Instruction	\$5,000.00	\$4,746.85	\$253.15
			52220 - Medicare Payments	4010 - Bilingual Education Programs	1416 - Teachers-Other Instruction	\$0.00	\$1,110.13	-\$1,110.13
			52311 - Health and Medical Premiums	4010 - Bilingual Education Programs	1416 - Teachers-Other Instruction	\$2,500.00	\$0.00	\$2,500.00
			52312 - Life	4010 - Bilingual Education Programs	1416 - Teachers-Other Instruction	\$250.00	\$63.12	\$186.88
			52313 - Dental	4010 - Bilingual Education Programs	1416 - Teachers-Other Instruction	\$1,000.00	\$391.92	\$608.08
			52314 - Vision	4010 - Bilingual Education Programs	1416 - Teachers-Other Instruction	\$500.00	\$75.60	\$424.40

Budget Entity	Fund List	Function List	Object List	Program List	Job Class List	Budget (plan)	Actuals (Reality)	Difference
			52315 - Disability	4010 - Bilingual Education Programs	1416 - Teachers-Other Instruction	\$500.00	\$0.00	\$500.00
			52720 - Workers Compensation Employer's Fee	4010 - Bilingual Education Programs	1416 - Teachers-Other Instruction	\$250.00	\$7.44	\$242.56
	27411 - Native American Language Certificate Salaries	1000 - Instruction	51100 - Salaries Expense	4010 - Bilingual Education Programs	1416 - Teachers-Other Instruction	\$34,271.00	\$34,271.00	\$0.00
						\$166,321.00	\$138,676.48	\$27,644.52
Deming Public Schools	24101 - Title I Part A - ESEA	1000 - Instruction	51100 - Salaries Expense	4010 - Bilingual Education Programs	1413 - Teachers-Early Childhood Ed	\$0.00	\$0.00	\$0.00
					1711 - Instructional Assistants - Grades 1-12	\$153,954.00	\$120,073.22	\$33,880.78
			51200 - Overtime Expense	4010 - Bilingual Education Programs	1711 - Instructional Assistants - Grades 1-12	\$0.00	\$146.42	-\$146.42
			52111 - Educational Retirement	4010 - Bilingual Education Programs	1413 - Teachers-Early Childhood Ed	\$0.00	\$0.00	\$0.00
					1711 - Instructional Assistants - Grades 1-12	\$26,403.00	\$20,617.64	\$5,785.36
			52112 - ERA - Retiree Health	4010 - Bilingual Education Programs	1413 - Teachers-Early Childhood Ed	\$0.00	\$0.00	\$0.00
					1711 - Instructional Assistants - Grades 1-12	\$3,079.00	\$2,404.51	\$674.49
			52210 - FICA Payments	4010 - Bilingual Education Programs	1413 - Teachers-Early Childhood Ed	\$0.00	\$0.00	\$0.00
					1711 - Instructional Assistants - Grades 1-12	\$9,545.00	\$7,271.14	\$2,273.86
			52220 - Medicare Payments	4010 - Bilingual Education Programs	1413 - Teachers-Early Childhood Ed	\$0.00	\$0.00	\$0.00
					1711 - Instructional Assistants - Grades 1-12	\$2,232.00	\$1,700.46	\$531.54
			52311 - Health and Medical Premiums	4010 - Bilingual Education Programs	1413 - Teachers-Early Childhood Ed	\$0.00	\$0.00	\$0.00
					1711 - Instructional Assistants - Grades 1-12	\$11,688.00	\$11,077.07	\$610.93
			52312 - Life	4010 - Bilingual Education Programs	1413 - Teachers-Early Childhood Ed	\$0.00	\$0.00	\$0.00
					1711 - Instructional Assistants - Grades 1-12	\$442.00	\$342.91	\$99.09

Budget Entity	Fund List	Function List	Object List	Program List	Job Class List	Budget (plan)	Actuals (Reality)	Difference		
			52313 - Dental	4010 - Bilingual Education Programs	1413 - Teachers-Early Childhood Ed	\$0.00	\$0.00	\$0.00		
					1711 - Instructional Assistants - Grades 1-12	\$343.00	\$337.84	\$5.16		
			52315 - Disability	4010 - Bilingual Education Programs	1413 - Teachers-Early Childhood Ed	\$0.00	\$0.00	\$0.00		
					1711 - Instructional Assistants - Grades 1-12	\$55.00	\$57.68	-\$2.68		
			52500 - Unemployment Compensation	4010 - Bilingual Education Programs	1413 - Teachers-Early Childhood Ed	\$0.00	\$0.00	\$0.00		
					1711 - Instructional Assistants - Grades 1-12	\$139.00	\$0.00	\$139.00		
			52720 - Workers Compensation Employer's Fee	4010 - Bilingual Education Programs	1413 - Teachers-Early Childhood Ed	\$0.00	\$0.00	\$0.00		
					1711 - Instructional Assistants - Grades 1-12	\$64.00	\$48.30	\$15.70		
			24160 - Rural & Low-Income Schools	1000 - Instruction	51300 - Additional Compensation	4010 - Bilingual Education Programs	1416 - Teachers-Other Instruction	\$120,000.00	\$125,000.00	-\$5,000.00
					52111 - Educational Retirement	4010 - Bilingual Education Programs	1416 - Teachers-Other Instruction	\$20,580.00	\$21,437.60	-\$857.60
					52112 - ERA - Retiree Health	4010 - Bilingual Education Programs	1416 - Teachers-Other Instruction	\$3,000.00	\$2,500.02	\$499.98
					52210 - FICA Payments	4010 - Bilingual Education Programs	1416 - Teachers-Other Instruction	\$7,440.00	\$7,534.98	-\$94.98
	52220 - Medicare Payments	4010 - Bilingual Education Programs			1416 - Teachers-Other Instruction	\$1,740.00	\$1,762.13	-\$22.13		
	24330 - 24330 - ARP ESSER III	1000 - Instruction	51300 - Additional Compensation	4010 - Bilingual Education Programs	1413 - Teachers-Early Childhood Ed	\$0.00	\$0.00	\$0.00		
					1414 - Teachers-Preschool (exclude Special Ed)	\$500.00	\$1,110.60	-\$610.60		
					1416 - Teachers-Other Instruction	\$0.00	\$4,000.00	-\$4,000.00		
			52111 - Educational Retirement	4010 - Bilingual Education Programs	1413 - Teachers-Early Childhood Ed	\$0.00	\$0.00	\$0.00		
					1414 - Teachers-Preschool (exclude Special Ed)	\$100.00	\$190.48	-\$90.48		
					1416 - Teachers-Other Instruction	\$0.00	\$686.01	-\$686.01		

Budget Entity	Fund List	Function List	Object List	Program List	Job Class List	Budget (plan)	Actuals (Reality)	Difference		
			52112 - ERA - Retiree Health	4010 - Bilingual Education Programs	1413 - Teachers-Early Childhood Ed	\$0.00	\$0.00	\$0.00		
					1414 - Teachers-Preschool (exclude Special Ed)	\$10.00	\$22.20	-\$12.20		
					1416 - Teachers-Other Instruction	\$0.00	\$79.99	-\$79.99		
			52210 - FICA Payments	4010 - Bilingual Education Programs	1413 - Teachers-Early Childhood Ed	\$0.00	\$0.00	\$0.00		
					1414 - Teachers-Preschool (exclude Special Ed)	\$50.00	\$68.84	-\$18.84		
					1416 - Teachers-Other Instruction	\$0.00	\$240.26	-\$240.26		
			52220 - Medicare Payments	4010 - Bilingual Education Programs	1413 - Teachers-Early Childhood Ed	\$0.00	\$0.00	\$0.00		
					1414 - Teachers-Preschool (exclude Special Ed)	\$10.00	\$16.12	-\$6.12		
					1416 - Teachers-Other Instruction	\$0.00	\$56.20	-\$56.20		
			27149 - PreK Initiative	1000 - Instruction	51100 - Salaries Expense	4010 - Bilingual Education Programs	1414 - Teachers-Preschool (exclude Special Ed)	\$50,530.00	\$50,530.00	\$0.00
					52111 - Educational Retirement	4010 - Bilingual Education Programs	1414 - Teachers-Preschool (exclude Special Ed)	\$8,665.90	\$8,665.90	\$0.00
					52112 - ERA - Retiree Health	4010 - Bilingual Education Programs	1414 - Teachers-Preschool (exclude Special Ed)	\$1,010.63	\$1,010.63	\$0.00
					52210 - FICA Payments	4010 - Bilingual Education Programs	1414 - Teachers-Preschool (exclude Special Ed)	\$3,132.94	\$3,132.94	\$0.00
					52220 - Medicare Payments	4010 - Bilingual Education Programs	1414 - Teachers-Preschool (exclude Special Ed)	\$732.71	\$732.71	\$0.00
					52312 - Life	4010 - Bilingual Education Programs	1414 - Teachers-Preschool (exclude Special Ed)	\$63.12	\$63.12	\$0.00
52500 - Unemployment Compensation	4010 - Bilingual Education Programs	1414 - Teachers-Preschool (exclude Special Ed)			\$0.37	\$0.00	\$0.37			
52720 - Workers Compensation Employer's Fee	4010 - Bilingual Education Programs	1414 - Teachers-Preschool (exclude Special Ed)			\$9.20	\$9.20	\$0.00			
					\$425,518.87	\$392,927.12	\$32,591.75			
Dream Dine' Charter School	27150 - Indian Education Act	1000 - Instruction	51100 - Salaries Expense	4010 - Bilingual Education Programs	1416 - Teachers-Other Instruction	\$56,954.00	\$56,954.00	\$0.00		
					1621 - Summer School/After School	\$10,265.00		\$10,265.00		

Budget Entity	Fund List	Function List	Object List	Program List	Job Class List	Budget (plan)	Actuals (Reality)	Difference
			52111 - Educational Retirement	4010 - Bilingual Education Programs	1416 - Teachers-Other Instruction	\$9,768.00	\$8,640.63	\$1,127.37
					1621 - Summer School/After School	\$1,760.00		\$1,760.00
			52112 - ERA - Retiree Health	4010 - Bilingual Education Programs	1416 - Teachers-Other Instruction	\$1,139.00	\$1,281.12	-\$142.12
					1621 - Summer School/After School	\$205.00		\$205.00
			52210 - FICA Payments	4010 - Bilingual Education Programs	1416 - Teachers-Other Instruction	\$3,532.00	\$3,856.96	-\$324.96
					1621 - Summer School/After School	\$637.00		\$637.00
			52220 - Medicare Payments	4010 - Bilingual Education Programs	1416 - Teachers-Other Instruction	\$826.00	\$901.96	-\$75.96
					1621 - Summer School/After School	\$149.00		\$149.00
			52311 - Health and Medical Premiums	4010 - Bilingual Education Programs	1416 - Teachers-Other Instruction	\$0.00		\$0.00
			52312 - Life	4010 - Bilingual Education Programs	1416 - Teachers-Other Instruction	\$0.00	\$52.60	-\$52.60
			52313 - Dental	4010 - Bilingual Education Programs	1416 - Teachers-Other Instruction	\$0.00		\$0.00
			52314 - Vision	4010 - Bilingual Education Programs	1416 - Teachers-Other Instruction	\$0.00		\$0.00
			52315 - Disability	4010 - Bilingual Education Programs	1416 - Teachers-Other Instruction	\$0.00		\$0.00
			52316 - Other Insurance	4010 - Bilingual Education Programs	1416 - Teachers-Other Instruction	\$0.00	\$64.00	-\$64.00
			52500 - Unemployment Compensation	4010 - Bilingual Education Programs	1416 - Teachers-Other Instruction	\$0.00	\$315.85	-\$315.85
52710 - Workers Compensation Premium	4010 - Bilingual Education Programs	1416 - Teachers-Other Instruction	\$0.00	\$8.96	-\$8.96			
						\$85,235.00	\$72,076.08	\$13,158.92
Dulce Independent Schools	15100 - Impact Aid Operational	1000 - Instruction	51100 - Salaries Expense	4010 - Bilingual Education Programs	1411 - Teachers-Grades 1-12	\$126,666.00	\$0.00	\$126,666.00
			52111 - Educational Retirement	4010 - Bilingual Education Programs	1411 - Teachers-Grades 1-12	\$21,950.00	\$0.00	\$21,950.00
			52210 - FICA Payments	4010 - Bilingual Education Programs	1411 - Teachers-Grades 1-12	\$7,874.00	\$0.00	\$7,874.00
			52311 - Health and Medical Premiums	4010 - Bilingual Education Programs	1411 - Teachers-Grades 1-12	\$75,800.00	\$0.00	\$75,800.00

Budget Entity	Fund List	Function List	Object List	Program List	Job Class List	Budget (plan)	Actuals (Reality)	Difference
	27406 - K5P Pilot 140	1000 - Instruction	51100 - Salaries Expense	4010 - Bilingual Education Programs	1416 - Teachers-Other Instruction	\$0.00	\$20,672.00	-\$20,672.00
			52111 - Educational Retirement	4010 - Bilingual Education Programs	1416 - Teachers-Other Instruction	\$0.00	\$3,570.00	-\$3,570.00
			52112 - ERA - Retiree Health	4010 - Bilingual Education Programs	1416 - Teachers-Other Instruction	\$0.00	\$450.00	-\$450.00
			52210 - FICA Payments	4010 - Bilingual Education Programs	1416 - Teachers-Other Instruction	\$0.00	\$1,396.00	-\$1,396.00
			52220 - Medicare Payments	4010 - Bilingual Education Programs	1416 - Teachers-Other Instruction	\$0.00	\$335.00	-\$335.00
			52311 - Health and Medical Premiums	4010 - Bilingual Education Programs	1416 - Teachers-Other Instruction	\$0.00	\$2,515.00	-\$2,515.00
			52312 - Life	4010 - Bilingual Education Programs	1416 - Teachers-Other Instruction	\$0.00	\$33.00	-\$33.00
			52313 - Dental	4010 - Bilingual Education Programs	1416 - Teachers-Other Instruction	\$0.00	\$99.00	-\$99.00
			52314 - Vision	4010 - Bilingual Education Programs	1416 - Teachers-Other Instruction	\$0.00	\$25.00	-\$25.00
			52315 - Disability	4010 - Bilingual Education Programs	1416 - Teachers-Other Instruction	\$0.00	\$75.00	-\$75.00
			52720 - Workers Compensation Employer's Fee	4010 - Bilingual Education Programs	1416 - Teachers-Other Instruction	\$0.00	\$4.00	-\$4.00
				27411 - Native American Language Certificate Salaries	1000 - Instruction	51100 - Salaries Expense	4010 - Bilingual Education Programs	1416 - Teachers-Other Instruction
						\$235,702.00	\$32,586.00	\$203,116.00
El Camino Real Academy	24330 - 24330 - ARP ESSER III	1000 - Instruction	51100 - Salaries Expense	4010 - Bilingual Education Programs	1416 - Teachers-Other Instruction	\$50,700.00	\$0.00	\$50,700.00
							\$50,700.00	\$0.00
Espanola Public School District	24154 - Teacher/Principal Training & Recruiting	1000 - Instruction	51300 - Additional Compensation	4010 - Bilingual Education Programs	1416 - Teachers-Other Instruction	\$0.00	\$0.00	\$0.00
			52210 - FICA Payments	4010 - Bilingual Education Programs	1416 - Teachers-Other Instruction	\$0.00	\$0.00	\$0.00
			52220 - Medicare Payments	4010 - Bilingual Education Programs	1416 - Teachers-Other Instruction	\$0.00	\$0.00	\$0.00
	24308 - CRRSA, ESSER II	1000 - Instruction	51300 - Additional Compensation	4010 - Bilingual Education Programs	1416 - Teachers-Other Instruction	\$0.00	\$0.00	\$0.00
			52210 - FICA Payments	4010 - Bilingual Education Programs	1416 - Teachers-Other Instruction	\$0.00	\$0.00	\$0.00

Budget Entity	Fund List	Function List	Object List	Program List	Job Class List	Budget (plan)	Actuals (Reality)	Difference
			52220 - Medicare Payments	4010 - Bilingual Education Programs	1416 - Teachers-Other Instruction	\$0.00	\$0.00	\$0.00
			52313 - Dental	4010 - Bilingual Education Programs	1416 - Teachers-Other Instruction	\$1,860.00	\$0.00	\$1,860.00
			52314 - Vision	4010 - Bilingual Education Programs	1621 - Summer School/After School	\$279.00	\$0.00	\$279.00
			52315 - Disability	4010 - Bilingual Education Programs	1621 - Summer School/After School	\$177.00	\$0.00	\$177.00
						\$2,316.00	\$0.00	\$2,316.00
Eunice Public Schools	24101 - Title I Part A - ESEA	1000 - Instruction	51100 - Salaries Expense	4010 - Bilingual Education Programs	1711 - Instructional Assistants - Grades 1-12	\$22,900.00	\$22,900.00	\$0.00
			51300 - Additional Compensation	4010 - Bilingual Education Programs	1416 - Teachers-Other Instruction	\$2,000.00	\$1,800.00	\$200.00
					1711 - Instructional Assistants - Grades 1-12	\$2,400.00	\$2,400.00	\$0.00
			52111 - Educational Retirement	4010 - Bilingual Education Programs	1416 - Teachers-Other Instruction	\$370.00	\$308.70	\$61.30
					1711 - Instructional Assistants - Grades 1-12	\$4,450.00	\$4,338.95	\$111.05
			52112 - ERA - Retiree Health	4010 - Bilingual Education Programs	1416 - Teachers-Other Instruction	\$50.00	\$36.00	\$14.00
					1711 - Instructional Assistants - Grades 1-12	\$550.00	\$505.92	\$44.08
			52210 - FICA Payments	4010 - Bilingual Education Programs	1416 - Teachers-Other Instruction	\$150.00	\$111.60	\$38.40
					1711 - Instructional Assistants - Grades 1-12	\$1,660.00	\$1,268.07	\$391.93
			52220 - Medicare Payments	4010 - Bilingual Education Programs	1416 - Teachers-Other Instruction	\$30.00	\$26.10	\$3.90
					1711 - Instructional Assistants - Grades 1-12	\$400.00	\$296.52	\$103.48
			52311 - Health and Medical Premiums	4010 - Bilingual Education Programs	1711 - Instructional Assistants - Grades 1-12	\$12,765.00	\$8,767.42	\$3,997.58
			52312 - Life	4010 - Bilingual Education Programs	1711 - Instructional Assistants - Grades 1-12	\$65.00	\$63.12	\$1.88
52313 - Dental	4010 - Bilingual Education Programs	1711 - Instructional Assistants - Grades 1-12	\$430.00	\$291.60	\$138.40			
52314 - Vision	4010 - Bilingual Education Programs	1711 - Instructional Assistants - Grades 1-12	\$185.00	\$59.88	\$125.12			

Budget Entity	Fund List	Function List	Object List	Program List	Job Class List	Budget (plan)	Actuals (Reality)	Difference
			52315 - Disability	4010 - Bilingual Education Programs	1711 - Instructional Assistants - Grades 1-12	\$110.00	\$83.28	\$26.72
			52720 - Workers Compensation Employer's Fee	4010 - Bilingual Education Programs	1711 - Instructional Assistants - Grades 1-12	\$25.00	\$17.20	\$7.80
	24308 - CRRSA, ESSER II	1000 - Instruction	51300 - Additional Compensation	4010 - Bilingual Education Programs	1416 - Teachers-Other Instruction	\$0.00	\$0.00	\$0.00
						\$48,540.00	\$43,274.36	\$5,265.64
Farmington Municipal Schools	25248 - Native American Program	1000 - Instruction	51300 - Additional Compensation	4010 - Bilingual Education Programs	1416 - Teachers-Other Instruction	\$0.00	\$0.00	\$0.00
			52111 - Educational Retirement	4010 - Bilingual Education Programs	1416 - Teachers-Other Instruction	\$0.00	\$0.00	\$0.00
			52112 - ERA - Retiree Health	4010 - Bilingual Education Programs	1416 - Teachers-Other Instruction	\$0.00	\$0.00	\$0.00
			52210 - FICA Payments	4010 - Bilingual Education Programs	1416 - Teachers-Other Instruction	\$0.00	\$0.00	\$0.00
			52220 - Medicare Payments	4010 - Bilingual Education Programs	1416 - Teachers-Other Instruction	\$0.00	\$0.00	\$0.00
			52311 - Health and Medical Premiums	4010 - Bilingual Education Programs	1416 - Teachers-Other Instruction	\$0.00	\$0.00	\$0.00
			52312 - Life	4010 - Bilingual Education Programs	1416 - Teachers-Other Instruction	\$0.00	\$0.00	\$0.00
			52313 - Dental	4010 - Bilingual Education Programs	1416 - Teachers-Other Instruction	\$0.00	\$0.00	\$0.00
			52314 - Vision	4010 - Bilingual Education Programs	1416 - Teachers-Other Instruction	\$0.00	\$0.00	\$0.00
			52315 - Disability	4010 - Bilingual Education Programs	1416 - Teachers-Other Instruction	\$0.00	\$0.00	\$0.00
	27150 - Indian Education Act	1000 - Instruction	51300 - Additional Compensation	4010 - Bilingual Education Programs	1621 - Summer School/After School	\$0.00	\$0.00	\$0.00
	27411 - Native American Language Certificate Salaries	1000 - Instruction	51100 - Salaries Expense	4010 - Bilingual Education Programs	1416 - Teachers-Other Instruction	\$33,375.00	\$33,375.00	\$0.00
						\$33,375.00	\$33,375.00	\$0.00
Gallup-McKinley County Schools	24308 - CRRSA, ESSER II	1000 - Instruction	51300 - Additional Compensation	4010 - Bilingual Education Programs	1416 - Teachers-Other Instruction	\$0.00	\$88,500.00	-\$88,500.00
					1711 - Instructional Assistants - Grades 1-12	\$0.00	\$13,500.00	-\$13,500.00
			52112 - ERA - Retiree Health	4010 - Bilingual Education Programs	1416 - Teachers-Other Instruction	\$0.00	\$1,770.00	-\$1,770.00

Budget Entity	Fund List	Function List	Object List	Program List	Job Class List	Budget (plan)	Actuals (Reality)	Difference
					1711 - Instructional Assistants - Grades 1-12	\$0.00	\$270.00	-\$270.00
			52210 - FICA Payments	4010 - Bilingual Education Programs	1416 - Teachers-Other Instruction	\$0.00	\$5,487.00	-\$5,487.00
					1711 - Instructional Assistants - Grades 1-12	\$0.00	\$837.00	-\$837.00
			52220 - Medicare Payments	4010 - Bilingual Education Programs	1416 - Teachers-Other Instruction	\$0.00	\$1,283.25	-\$1,283.25
					1711 - Instructional Assistants - Grades 1-12	\$0.00	\$195.75	-\$195.75
	25147 - Impact Aid Indian Education	1000 - Instruction	51100 - Salaries Expense	4010 - Bilingual Education Programs	1711 - Instructional Assistants - Grades 1-12	\$300,000.00	\$89,876.67	\$210,123.33
51200 - Overtime Expense			4010 - Bilingual Education Programs	1711 - Instructional Assistants - Grades 1-12	\$0.00	\$0.00	\$0.00	
51300 - Additional Compensation			4010 - Bilingual Education Programs	1711 - Instructional Assistants - Grades 1-12	\$25,000.00	\$0.00	\$25,000.00	
52111 - Educational Retirement			4010 - Bilingual Education Programs	1711 - Instructional Assistants - Grades 1-12	\$55,738.00	\$15,413.86	\$40,324.14	
52112 - ERA - Retiree Health			4010 - Bilingual Education Programs	1711 - Instructional Assistants - Grades 1-12	\$6,500.00	\$1,797.57	\$4,702.43	
52210 - FICA Payments			4010 - Bilingual Education Programs	1711 - Instructional Assistants - Grades 1-12	\$20,150.00	\$5,570.21	\$14,579.79	
52220 - Medicare Payments			4010 - Bilingual Education Programs	1711 - Instructional Assistants - Grades 1-12	\$4,713.00	\$1,302.83	\$3,410.17	
52311 - Health and Medical Premiums			4010 - Bilingual Education Programs	1711 - Instructional Assistants - Grades 1-12	\$138,598.00	\$0.00	\$138,598.00	
52312 - Life			4010 - Bilingual Education Programs	1711 - Instructional Assistants - Grades 1-12	\$757.00	\$283.98	\$473.02	
52313 - Dental			4010 - Bilingual Education Programs	1711 - Instructional Assistants - Grades 1-12	\$5,525.00	\$136.88	\$5,388.12	
52314 - Vision			4010 - Bilingual Education Programs	1711 - Instructional Assistants - Grades 1-12	\$1,092.00	\$0.00	\$1,092.00	
52315 - Disability			4010 - Bilingual Education Programs	1711 - Instructional Assistants - Grades 1-12	\$0.00	\$0.00	\$0.00	
52500 - Unemployment Compensation			4010 - Bilingual Education Programs	1711 - Instructional Assistants - Grades 1-12	\$0.00	\$0.00	\$0.00	
52710 - Workers Compensation Premium			4010 - Bilingual Education Programs	1711 - Instructional Assistants - Grades 1-12	\$5,005.00	\$1,143.08	\$3,861.92	

Budget Entity	Fund List	Function List	Object List	Program List	Job Class List	Budget (plan)	Actuals (Reality)	Difference
			52720 - Workers Compensation Employer's Fee	4010 - Bilingual Education Programs	1711 - Instructional Assistants - Grades 1-12	\$110.00	\$36.80	\$73.20
	25184 - Indian Ed Formula Grant	1000 - Instruction	51100 - Salaries Expense	4010 - Bilingual Education Programs	1416 - Teachers-Other Instruction	\$1,009,440.00	\$1,004,971.44	\$4,468.56
			51300 - Additional Compensation	4010 - Bilingual Education Programs	1416 - Teachers-Other Instruction	\$35,236.00	\$35,233.33	\$2.67
			52111 - Educational Retirement	4010 - Bilingual Education Programs	1416 - Teachers-Other Instruction	\$242,961.00	\$241,916.24	\$1,044.76
			52112 - ERA - Retiree Health	4010 - Bilingual Education Programs	1416 - Teachers-Other Instruction	\$28,372.00	\$28,211.39	\$160.61
			52210 - FICA Payments	4010 - Bilingual Education Programs	1416 - Teachers-Other Instruction	\$89,846.00	\$89,354.91	\$491.09
			52220 - Medicare Payments	4010 - Bilingual Education Programs	1416 - Teachers-Other Instruction	\$21,022.00	\$20,897.36	\$124.64
			52311 - Health and Medical Premiums	4010 - Bilingual Education Programs	1416 - Teachers-Other Instruction	\$62,531.00	\$62,527.20	\$3.80
			52312 - Life	4010 - Bilingual Education Programs	1416 - Teachers-Other Instruction	\$1,993.00	\$1,990.07	\$2.93
			52313 - Dental	4010 - Bilingual Education Programs	1416 - Teachers-Other Instruction	\$8,429.00	\$8,420.00	\$9.00
			52314 - Vision	4010 - Bilingual Education Programs	1416 - Teachers-Other Instruction	\$1,734.00	\$1,725.63	\$8.37
			52710 - Workers Compensation Premium	4010 - Bilingual Education Programs	1416 - Teachers-Other Instruction	\$16,852.00	\$16,845.49	\$6.51
			52720 - Workers Compensation Employer's Fee	4010 - Bilingual Education Programs	1416 - Teachers-Other Instruction	\$269.00	\$247.31	\$21.69
			27411 - Native American Language Certificate Salaries	1000 - Instruction	51100 - Salaries Expense	4010 - Bilingual Education Programs	1416 - Teachers-Other Instruction	\$370,382.00
							\$2,452,255.00	\$3,643,203.67
Grants Cibola County School District	27411 - Native American Language Certificate Salaries	1000 - Instruction	51100 - Salaries Expense	4010 - Bilingual Education Programs	1416 - Teachers-Other Instruction	\$41,708.00	\$41,724.48	-\$16.48
			52111 - Educational Retirement	4010 - Bilingual Education Programs	1416 - Teachers-Other Instruction	\$7,153.00	\$7,156.22	-\$3.22
			52112 - ERA - Retiree Health	4010 - Bilingual Education Programs	1416 - Teachers-Other Instruction	\$833.00	\$834.50	-\$1.50
			52210 - FICA Payments	4010 - Bilingual Education Programs	1416 - Teachers-Other Instruction	\$2,586.00	\$2,563.91	\$22.09

Budget Entity	Fund List	Function List	Object List	Program List	Job Class List	Budget (plan)	Actuals (Reality)	Difference
			52220 - Medicare Payments	4010 - Bilingual Education Programs	1416 - Teachers-Other Instruction	\$606.00	\$599.59	\$6.41
			52720 - Workers Compensation Employer's Fee	4010 - Bilingual Education Programs	1416 - Teachers-Other Instruction	\$0.00	\$7.30	-\$7.30
						\$52,886.00	\$52,886.00	\$0.00
Hagerman Municipal Schools	27149 - PreK Initiative	1000 - Instruction	51300 - Additional Compensation	4010 - Bilingual Education Programs	1416 - Teachers-Other Instruction	\$2,000.00	\$2,000.00	\$0.00
			52111 - Educational Retirement	4010 - Bilingual Education Programs	1416 - Teachers-Other Instruction	\$0.00	\$342.97	-\$342.97
			52112 - ERA - Retiree Health	4010 - Bilingual Education Programs	1416 - Teachers-Other Instruction	\$0.00	\$40.08	-\$40.08
			52210 - FICA Payments	4010 - Bilingual Education Programs	1416 - Teachers-Other Instruction	\$0.00	\$103.43	-\$103.43
			52220 - Medicare Payments	4010 - Bilingual Education Programs	1416 - Teachers-Other Instruction	\$0.00	\$24.29	-\$24.29
			52720 - Workers Compensation Employer's Fee	4010 - Bilingual Education Programs	1416 - Teachers-Other Instruction	\$0.00	\$0.07	-\$0.07
						\$2,000.00	\$2,510.84	-\$510.84
Hatch Valley Municipal Schools	24101 - Title I Part A - ESEA	1000 - Instruction	51100 - Salaries Expense	4010 - Bilingual Education Programs	1413 - Teachers-Early Childhood Ed	\$0.00	\$0.00	\$0.00
					1416 - Teachers-Other Instruction	\$57,570.00	\$57,561.75	\$8.25
					1711 - Instructional Assistants - Grades 1-12	\$9,300.00	\$9,281.14	\$18.86
			51300 - Additional Compensation	4010 - Bilingual Education Programs	1413 - Teachers-Early Childhood Ed	\$0.00	\$0.00	\$0.00
					1416 - Teachers-Other Instruction	\$0.00	\$0.00	\$0.00
			52111 - Educational Retirement	4010 - Bilingual Education Programs	1413 - Teachers-Early Childhood Ed	\$0.00	\$0.00	\$0.00
					1416 - Teachers-Other Instruction	\$9,900.00	\$9,871.74	\$28.26
					1711 - Instructional Assistants - Grades 1-12	\$1,600.00	\$1,591.65	\$8.35
			52112 - ERA - Retiree Health	4010 - Bilingual Education Programs	1413 - Teachers-Early Childhood Ed	\$200.00	\$0.00	\$200.00
					1416 - Teachers-Other Instruction	\$1,200.00	\$1,151.33	\$48.67

Budget Entity	Fund List	Function List	Object List	Program List	Job Class List	Budget (plan)	Actuals (Reality)	Difference	
					1711 - Instructional Assistants - Grades 1-12	\$500.00	\$185.61	\$314.39	
			52210 - FICA Payments	4010 - Bilingual Education Programs	1413 - Teachers-Early Childhood Ed	\$0.00	\$0.00	\$0.00	
						1416 - Teachers-Other Instruction	\$3,600.00	\$3,568.83	\$31.17
						1711 - Instructional Assistants - Grades 1-12	\$650.00	\$575.45	\$74.55
			52220 - Medicare Payments	4010 - Bilingual Education Programs	1413 - Teachers-Early Childhood Ed	\$900.00	\$0.00	\$900.00	
						1416 - Teachers-Other Instruction	\$850.00	\$834.59	\$15.41
						1711 - Instructional Assistants - Grades 1-12	\$150.00	\$134.55	\$15.45
			52311 - Health and Medical Premiums	4010 - Bilingual Education Programs	1413 - Teachers-Early Childhood Ed	\$0.00	\$0.00	\$0.00	
						1416 - Teachers-Other Instruction	\$0.00	\$0.00	\$0.00
						1711 - Instructional Assistants - Grades 1-12	\$0.00	\$0.00	\$0.00
			52312 - Life	4010 - Bilingual Education Programs	1413 - Teachers-Early Childhood Ed	\$0.00	\$0.00	\$0.00	
						1416 - Teachers-Other Instruction	\$200.00	\$59.49	\$140.51
						1711 - Instructional Assistants - Grades 1-12	\$50.00	\$29.84	\$20.16
			52313 - Dental	4010 - Bilingual Education Programs	1413 - Teachers-Early Childhood Ed	\$0.00	\$0.00	\$0.00	
						1416 - Teachers-Other Instruction	\$0.00	\$0.00	\$0.00
						1711 - Instructional Assistants - Grades 1-12	\$0.00	\$0.00	\$0.00
			52314 - Vision	4010 - Bilingual Education Programs	1413 - Teachers-Early Childhood Ed	\$0.00	\$0.00	\$0.00	
						1416 - Teachers-Other Instruction	\$0.00	\$0.00	\$0.00
						1711 - Instructional Assistants - Grades 1-12	\$0.00	\$0.00	\$0.00

Budget Entity	Fund List	Function List	Object List	Program List	Job Class List	Budget (plan)	Actuals (Reality)	Difference		
			52315 - Disability	4010 - Bilingual Education Programs	1413 - Teachers-Early Childhood Ed	\$0.00	\$0.00	\$0.00		
					1416 - Teachers-Other Instruction	\$0.00	\$0.00	\$0.00		
					1711 - Instructional Assistants - Grades 1-12	\$0.00	\$0.00	\$0.00		
			52720 - Workers Compensation Employer's Fee	4010 - Bilingual Education Programs	1413 - Teachers-Early Childhood Ed	\$0.00	\$0.00	\$0.00		
					1416 - Teachers-Other Instruction	\$20.00	\$9.20	\$10.80		
					1711 - Instructional Assistants - Grades 1-12	\$20.00	\$4.53	\$15.47		
	24160 - Rural & Low-Income Schools	1000 - Instruction	51300 - Additional Compensation	4010 - Bilingual Education Programs	1413 - Teachers-Early Childhood Ed	\$3,000.00	\$3,000.00	\$0.00		
					1416 - Teachers-Other Instruction	\$43,300.00	\$42,572.44	\$727.56		
			52111 - Educational Retirement	4010 - Bilingual Education Programs	1413 - Teachers-Early Childhood Ed	\$530.00	\$514.50	\$15.50		
					1416 - Teachers-Other Instruction	\$7,435.00	\$7,301.17	\$133.83		
			52112 - ERA - Retiree Health	4010 - Bilingual Education Programs	1413 - Teachers-Early Childhood Ed	\$80.00	\$60.00	\$20.00		
					1416 - Teachers-Other Instruction	\$940.00	\$851.44	\$88.56		
			52210 - FICA Payments	4010 - Bilingual Education Programs	1413 - Teachers-Early Childhood Ed	\$190.00	\$186.00	\$4.00		
					1416 - Teachers-Other Instruction	\$2,690.00	\$2,639.49	\$50.51		
			52220 - Medicare Payments	4010 - Bilingual Education Programs	1413 - Teachers-Early Childhood Ed	\$90.00	\$43.50	\$46.50		
					1416 - Teachers-Other Instruction	\$677.00	\$617.29	\$59.71		
			52720 - Workers Compensation Employer's Fee	4010 - Bilingual Education Programs	1413 - Teachers-Early Childhood Ed	\$10.00	\$0.00	\$10.00		
					1416 - Teachers-Other Instruction	\$23.00	\$0.16	\$22.84		
			24308 - CRRSA, ESSER II	1000 - Instruction	51100 - Salaries Expense	4010 - Bilingual Education Programs	1416 - Teachers-Other Instruction	\$23,670.00	\$23,666.72	\$3.28

Budget Entity	Fund List	Function List	Object List	Program List	Job Class List	Budget (plan)	Actuals (Reality)	Difference
			52111 - Educational Retirement	4010 - Bilingual Education Programs	1416 - Teachers-Other Instruction	\$4,060.00	\$4,058.88	\$1.12
			52112 - ERA - Retiree Health	4010 - Bilingual Education Programs	1416 - Teachers-Other Instruction	\$480.00	\$473.36	\$6.64
			52210 - FICA Payments	4010 - Bilingual Education Programs	1416 - Teachers-Other Instruction	\$1,300.00	\$1,298.56	\$1.44
			52220 - Medicare Payments	4010 - Bilingual Education Programs	1416 - Teachers-Other Instruction	\$310.00	\$303.68	\$6.32
			52311 - Health and Medical Premiums	4010 - Bilingual Education Programs	1416 - Teachers-Other Instruction	\$3,930.00	\$3,927.12	\$2.88
			52312 - Life	4010 - Bilingual Education Programs	1416 - Teachers-Other Instruction	\$30.00	\$21.04	\$8.96
			52313 - Dental	4010 - Bilingual Education Programs	1416 - Teachers-Other Instruction	\$140.00	\$130.64	\$9.36
			52314 - Vision	4010 - Bilingual Education Programs	1416 - Teachers-Other Instruction	\$30.00	\$25.20	\$4.80
			52315 - Disability	4010 - Bilingual Education Programs	1416 - Teachers-Other Instruction	\$90.00	\$82.32	\$7.68
			52720 - Workers Compensation Employer's Fee	4010 - Bilingual Education Programs	1416 - Teachers-Other Instruction	\$10.00	\$2.30	\$7.70
	24330 - 24330 - ARP ESSER III	1000 - Instruction	51100 - Salaries Expense	4010 - Bilingual Education Programs	1416 - Teachers-Other Instruction	\$90,501.00	\$47,333.28	\$43,167.72
			51300 - Additional Compensation	4010 - Bilingual Education Programs	1416 - Teachers-Other Instruction	\$35,000.00	\$0.00	\$35,000.00
			52111 - Educational Retirement	4010 - Bilingual Education Programs	1416 - Teachers-Other Instruction	\$30,100.00	\$8,117.60	\$21,982.40
			52112 - ERA - Retiree Health	4010 - Bilingual Education Programs	1416 - Teachers-Other Instruction	\$3,600.00	\$946.72	\$2,653.28
			52210 - FICA Payments	4010 - Bilingual Education Programs	1416 - Teachers-Other Instruction	\$10,900.00	\$2,619.37	\$8,280.63
			52220 - Medicare Payments	4010 - Bilingual Education Programs	1416 - Teachers-Other Instruction	\$2,600.00	\$612.57	\$1,987.43
			52311 - Health and Medical Premiums	4010 - Bilingual Education Programs	1416 - Teachers-Other Instruction	\$11,300.00	\$7,335.56	\$3,964.44
			52312 - Life	4010 - Bilingual Education Programs	1416 - Teachers-Other Instruction	\$1,028.00	\$39.45	\$988.55
			52313 - Dental	4010 - Bilingual Education Programs	1416 - Teachers-Other Instruction	\$500.00	\$244.95	\$255.05
			52314 - Vision	4010 - Bilingual Education Programs	1416 - Teachers-Other Instruction	\$500.00	\$47.25	\$452.75

Budget Entity	Fund List	Function List	Object List	Program List	Job Class List	Budget (plan)	Actuals (Reality)	Difference
			52315 - Disability	4010 - Bilingual Education Programs	1416 - Teachers-Other Instruction	\$500.00	\$146.16	\$353.84
			52710 - Workers Compensation Premium	4010 - Bilingual Education Programs	1416 - Teachers-Other Instruction	\$1,100.00	\$1,100.00	\$0.00
			52720 - Workers Compensation Employer's Fee	4010 - Bilingual Education Programs	1416 - Teachers-Other Instruction	\$273.00	\$6.90	\$266.10
						\$367,627.00	\$245,185.32	\$122,441.68
Hobbs Municipal Schools	24101 - Title I Part A - ESEA	1000 - Instruction	51100 - Salaries Expense	4010 - Bilingual Education Programs	1413 - Teachers-Early Childhood Ed	\$0.00	\$0.00	\$0.00
					1711 - Instructional Assistants - Grades 1-12	\$40,222.00	\$10,507.98	\$29,714.02
					1713 - Instructional Assistants - Early Childhood Education	\$44,122.00	\$688.21	\$43,433.79
			52111 - Educational Retirement	4010 - Bilingual Education Programs	1413 - Teachers-Early Childhood Ed	\$0.00	\$0.00	\$0.00
					1711 - Instructional Assistants - Grades 1-12	\$6,094.00	\$1,802.13	\$4,291.87
					1713 - Instructional Assistants - Early Childhood Education	\$6,684.00	\$118.03	\$6,565.97
			52112 - ERA - Retiree Health	4010 - Bilingual Education Programs	1413 - Teachers-Early Childhood Ed	\$0.00	\$0.00	\$0.00
					1711 - Instructional Assistants - Grades 1-12	\$804.00	\$210.14	\$593.86
					1713 - Instructional Assistants - Early Childhood Education	\$882.00	\$13.76	\$868.24
			52210 - FICA Payments	4010 - Bilingual Education Programs	1413 - Teachers-Early Childhood Ed	\$0.00	\$0.00	\$0.00
					1711 - Instructional Assistants - Grades 1-12	\$2,494.00	\$463.43	\$2,030.57
					1713 - Instructional Assistants - Early Childhood Education	\$2,736.00	\$36.46	\$2,699.54
			52220 - Medicare Payments	4010 - Bilingual Education Programs	1413 - Teachers-Early Childhood Ed	\$0.00	\$0.00	\$0.00
					1711 - Instructional Assistants - Grades 1-12	\$584.00	\$108.35	\$475.65

Budget Entity	Fund List	Function List	Object List	Program List	Job Class List	Budget (plan)	Actuals (Reality)	Difference	
					1713 - Instructional Assistants - Early Childhood Education	\$640.00	\$8.52	\$631.48	
			52311 - Health and Medical Premiums	4010 - Bilingual Education Programs	1413 - Teachers-Early Childhood Ed	\$0.00	\$0.00	\$0.00	
						1711 - Instructional Assistants - Grades 1-12	\$25,934.00	\$8,176.53	\$17,757.47
						1713 - Instructional Assistants - Early Childhood Education	\$13,636.00	\$263.80	\$13,372.20
			52312 - Life	4010 - Bilingual Education Programs	1413 - Teachers-Early Childhood Ed	\$0.00	\$0.00	\$0.00	
						1711 - Instructional Assistants - Grades 1-12	\$126.00	\$35.71	\$90.29
						1713 - Instructional Assistants - Early Childhood Education	\$126.00	\$2.63	\$123.37
			52313 - Dental	4010 - Bilingual Education Programs	1413 - Teachers-Early Childhood Ed	\$0.00		\$0.00	
						1711 - Instructional Assistants - Grades 1-12	\$914.00	\$407.59	\$506.41
			52314 - Vision	4010 - Bilingual Education Programs	1413 - Teachers-Early Childhood Ed	\$0.00	\$0.00	\$0.00	
						1711 - Instructional Assistants - Grades 1-12	\$238.00	\$47.36	\$190.64
						1713 - Instructional Assistants - Early Childhood Education	\$106.00	\$2.03	\$103.97
			52720 - Workers Compensation Employer's Fee	4010 - Bilingual Education Programs	1413 - Teachers-Early Childhood Ed	\$0.00	\$0.00	\$0.00	
						1711 - Instructional Assistants - Grades 1-12	\$18.00	\$4.60	\$13.40
						1713 - Instructional Assistants - Early Childhood Education	\$18.00	\$0.00	\$18.00
						\$146,378.00	\$22,897.26	\$123,480.74	
Hozho Academy	27411 - Native American Language Certificate Salaries	1000 - Instruction	51100 - Salaries Expense	4010 - Bilingual Education Programs	1416 - Teachers-Other Instruction	\$9,000.00	\$7,455.82	\$1,544.18	
			52111 - Educational Retirement	4010 - Bilingual Education Programs	1416 - Teachers-Other Instruction	\$0.00	\$1,221.33	-\$1,221.33	
			52112 - ERA - Retiree Health	4010 - Bilingual Education Programs	1416 - Teachers-Other Instruction	\$0.00	\$142.44	-\$142.44	

Budget Entity	Fund List	Function List	Object List	Program List	Job Class List	Budget (plan)	Actuals (Reality)	Difference
			52220 - Medicare Payments	4010 - Bilingual Education Programs	1416 - Teachers-Other Instruction	\$0.00	\$102.35	-\$102.35
			52312 - Life	4010 - Bilingual Education Programs	1416 - Teachers-Other Instruction	\$0.00	\$3.96	-\$3.96
			52315 - Disability	4010 - Bilingual Education Programs	1416 - Teachers-Other Instruction	\$0.00	\$16.23	-\$16.23
			52500 - Unemployment Compensation	4010 - Bilingual Education Programs	1416 - Teachers-Other Instruction	\$0.00	\$57.87	-\$57.87
Jemez Mountain School District	24101 - Title I Part A - ESEA	1000 - Instruction	51100 - Salaries Expense	4010 - Bilingual Education Programs	1416 - Teachers-Other Instruction	\$28,480.00	\$33,164.87	-\$4,684.87
			52111 - Educational Retirement	4010 - Bilingual Education Programs	1416 - Teachers-Other Instruction	\$7,204.00	\$5,687.77	\$1,516.23
			52112 - ERA - Retiree Health	4010 - Bilingual Education Programs	1416 - Teachers-Other Instruction	\$951.00	\$663.26	\$287.74
			52210 - FICA Payments	4010 - Bilingual Education Programs	1416 - Teachers-Other Instruction	\$2,948.00	\$2,027.32	\$920.68
			52220 - Medicare Payments	4010 - Bilingual Education Programs	1416 - Teachers-Other Instruction	\$690.00	\$473.97	\$216.03
			52312 - Life	4010 - Bilingual Education Programs	1416 - Teachers-Other Instruction	\$70.00	\$31.44	\$38.56
			52313 - Dental	4010 - Bilingual Education Programs	1416 - Teachers-Other Instruction	\$300.00	\$307.92	-\$7.92
			52314 - Vision	4010 - Bilingual Education Programs	1416 - Teachers-Other Instruction	\$50.00	\$50.88	-\$0.88
			52720 - Workers Compensation Employer's Fee	4010 - Bilingual Education Programs	1416 - Teachers-Other Instruction	\$10.00	\$3.79	\$6.21
	25147 - Impact Aid Indian Education	1000 - Instruction	51100 - Salaries Expense	4010 - Bilingual Education Programs	1416 - Teachers-Other Instruction	\$26,000.00	\$25,493.26	\$506.74
			52111 - Educational Retirement	4010 - Bilingual Education Programs	1416 - Teachers-Other Instruction	\$4,461.00	\$4,372.05	\$88.95
					1711 - Instructional Assistants - Grades 1-12	\$2,564.00	\$0.00	\$2,564.00
			52112 - ERA - Retiree Health	4010 - Bilingual Education Programs	1416 - Teachers-Other Instruction	\$521.00	\$509.78	\$11.22
			52210 - FICA Payments	4010 - Bilingual Education Programs	1416 - Teachers-Other Instruction	\$1,613.00	\$1,567.63	\$45.37
1711 - Instructional Assistants - Grades 1-12	\$927.00	\$0.00			\$927.00			

Budget Entity	Fund List	Function List	Object List	Program List	Job Class List	Budget (plan)	Actuals (Reality)	Difference		
			52220 - Medicare Payments	4010 - Bilingual Education Programs	1416 - Teachers-Other Instruction	\$378.00	\$366.68	\$11.32		
			52312 - Life	4010 - Bilingual Education Programs	1416 - Teachers-Other Instruction	\$25.00	\$19.70	\$5.30		
			52313 - Dental	4010 - Bilingual Education Programs	1416 - Teachers-Other Instruction	\$0.00	\$96.38	-\$96.38		
					1711 - Instructional Assistants - Grades 1-12	\$150.00	\$0.00	\$150.00		
			52720 - Workers Compensation Employer's Fee	4010 - Bilingual Education Programs	1416 - Teachers-Other Instruction	\$8.00	\$3.76	\$4.24		
					1711 - Instructional Assistants - Grades 1-12	\$8.00	\$0.00	\$8.00		
			27150 - Indian Education Act	1000 - Instruction	51100 - Salaries Expense	4010 - Bilingual Education Programs	1416 - Teachers-Other Instruction	\$35,000.00	\$0.00	\$35,000.00
					52111 - Educational Retirement	4010 - Bilingual Education Programs	1416 - Teachers-Other Instruction	\$2,500.00	\$0.00	\$2,500.00
					52112 - ERA - Retiree Health	4010 - Bilingual Education Programs	1416 - Teachers-Other Instruction	\$700.00	\$0.00	\$700.00
					52210 - FICA Payments	4010 - Bilingual Education Programs	1416 - Teachers-Other Instruction	\$300.00	\$0.00	\$300.00
	52220 - Medicare Payments	4010 - Bilingual Education Programs			1416 - Teachers-Other Instruction	\$492.00	\$0.00	\$492.00		
	52311 - Health and Medical Premiums	4010 - Bilingual Education Programs			1416 - Teachers-Other Instruction	\$813.00	\$0.00	\$813.00		
	52316 - Other Insurance	4010 - Bilingual Education Programs			1416 - Teachers-Other Instruction	\$410.00	\$0.00	\$410.00		
	52500 - Unemployment Compensation	4010 - Bilingual Education Programs			1416 - Teachers-Other Instruction	\$150.00	\$0.00	\$150.00		
	27411 - Native American Language Certificate Salaries	1000 - Instruction	51100 - Salaries Expense	4010 - Bilingual Education Programs	1416 - Teachers-Other Instruction	\$6,650.00	\$0.00	\$6,650.00		
							\$124,373.00	\$74,840.46	\$49,532.54	
	Jemez Valley Public Schools	27411 - Native American Language Certificate Salaries	1000 - Instruction	51300 - Additional Compensation	4010 - Bilingual Education Programs	1416 - Teachers-Other Instruction	\$24,000.00	\$0.00	\$24,000.00	
				52111 - Educational Retirement	4010 - Bilingual Education Programs	1416 - Teachers-Other Instruction	\$4,572.00	\$0.00	\$4,572.00	
				52112 - ERA - Retiree Health	4010 - Bilingual Education Programs	1416 - Teachers-Other Instruction	\$600.00	\$0.00	\$600.00	
				52210 - FICA Payments	4010 - Bilingual Education Programs	1416 - Teachers-Other Instruction	\$1,500.00	\$0.00	\$1,500.00	

Budget Entity	Fund List	Function List	Object List	Program List	Job Class List	Budget (plan)	Actuals (Reality)	Difference
			52220 - Medicare Payments	4010 - Bilingual Education Programs	1416 - Teachers-Other Instruction	\$500.00	\$0.00	\$500.00
			52720 - Workers Compensation Employer's Fee	4010 - Bilingual Education Programs	1416 - Teachers-Other Instruction	\$20.00	\$0.00	\$20.00
						\$31,192.00	\$0.00	\$31,192.00
Las Cruces School District	24101 - Title I Part A - ESEA	1000 - Instruction	51100 - Salaries Expense	4010 - Bilingual Education Programs	1416 - Teachers-Other Instruction	\$10,484.00	\$0.00	\$10,484.00
			51300 - Additional Compensation	4010 - Bilingual Education Programs	1413 - Teachers-Early Childhood Ed	\$0.00	\$74.25	-\$74.25
					1416 - Teachers-Other Instruction	\$0.00	\$2,083.00	-\$2,083.00
					1621 - Summer School/After School	\$0.00	\$691.00	-\$691.00
					1713 - Instructional Assistants - Early Childhood Education	\$0.00	\$0.00	\$0.00
			52111 - Educational Retirement	4010 - Bilingual Education Programs	1413 - Teachers-Early Childhood Ed	\$0.00	\$12.74	-\$12.74
					1416 - Teachers-Other Instruction	\$1,799.00	\$357.49	\$1,441.51
					1621 - Summer School/After School		\$118.50	-\$118.50
					1713 - Instructional Assistants - Early Childhood Education	\$0.00	\$0.00	\$0.00
			52112 - ERA - Retiree Health	4010 - Bilingual Education Programs	1413 - Teachers-Early Childhood Ed	\$0.00	\$1.49	-\$1.49
					1416 - Teachers-Other Instruction	\$210.00	\$41.80	\$168.20
					1621 - Summer School/After School		\$13.83	-\$13.83
					1713 - Instructional Assistants - Early Childhood Education	\$0.00	\$0.00	\$0.00
			52210 - FICA Payments	4010 - Bilingual Education Programs	1413 - Teachers-Early Childhood Ed	\$0.00	\$3.93	-\$3.93
					1416 - Teachers-Other Instruction	\$651.00	\$125.19	\$525.81

Budget Entity	Fund List	Function List	Object List	Program List	Job Class List	Budget (plan)	Actuals (Reality)	Difference
					1621 - Summer School/After School	\$0.00	\$40.85	-\$40.85
					1713 - Instructional Assistants - Early Childhood Education	\$0.00	\$0.00	\$0.00
			52220 - Medicare Payments	4010 - Bilingual Education Programs	1413 - Teachers-Early Childhood Ed	\$0.00	\$0.92	-\$0.92
					1416 - Teachers-Other Instruction	\$153.00	\$29.22	\$123.78
					1621 - Summer School/After School	\$0.00	\$9.56	-\$9.56
					1713 - Instructional Assistants - Early Childhood Education	\$0.00	\$0.00	\$0.00
			52311 - Health and Medical Premiums	4010 - Bilingual Education Programs	1416 - Teachers-Other Instruction	\$0.00	\$0.00	\$0.00
			52312 - Life	4010 - Bilingual Education Programs	1416 - Teachers-Other Instruction	\$0.00	\$0.00	\$0.00
			52313 - Dental	4010 - Bilingual Education Programs	1416 - Teachers-Other Instruction	\$0.00	\$0.00	\$0.00
			52314 - Vision	4010 - Bilingual Education Programs	1416 - Teachers-Other Instruction	\$0.00	\$0.00	\$0.00
			52315 - Disability	4010 - Bilingual Education Programs	1416 - Teachers-Other Instruction	\$0.00	\$0.00	\$0.00
			52500 - Unemployment Compensation	4010 - Bilingual Education Programs	1413 - Teachers-Early Childhood Ed	\$0.00	\$0.00	\$0.00
					1416 - Teachers-Other Instruction	\$0.00	\$0.00	\$0.00
			52710 - Workers Compensation Premium	4010 - Bilingual Education Programs	1413 - Teachers-Early Childhood Ed	\$0.00	\$1.10	-\$1.10
					1416 - Teachers-Other Instruction	\$168.00	\$31.21	\$136.79
					1621 - Summer School/After School	\$0.00	\$10.35	-\$10.35
					1713 - Instructional Assistants - Early Childhood Education	\$0.00	\$0.00	\$0.00
				4010 - Bilingual Education Programs	1413 - Teachers-Early Childhood Ed		\$0.02	-\$0.02

Budget Entity	Fund List	Function List	Object List	Program List	Job Class List	Budget (plan)	Actuals (Reality)	Difference
			52720 - Workers Compensation Employer's Fee		1416 - Teachers-Other Instruction	\$0.00	\$0.69	-\$0.69
					1621 - Summer School/After School	\$0.00	\$0.00	\$0.00
	24153 - English Language Acquisition	1000 - Instruction	52720 - Workers Compensation Employer's Fee	4010 - Bilingual Education Programs	1621 - Summer School/After School	\$30.00	\$0.00	\$30.00
	24154 - Teacher/Principal Training & Recruiting	1000 - Instruction	51300 - Additional Compensation	4010 - Bilingual Education Programs	1413 - Teachers-Early Childhood Ed	\$0.00	\$600.01	-\$600.01
					1416 - Teachers-Other Instruction	\$0.00	\$125.00	-\$125.00
			52111 - Educational Retirement	4010 - Bilingual Education Programs	1413 - Teachers-Early Childhood Ed	\$0.00	\$0.00	\$0.00
					1416 - Teachers-Other Instruction	\$0.00	\$21.44	-\$21.44
			52112 - ERA - Retiree Health	4010 - Bilingual Education Programs	1413 - Teachers-Early Childhood Ed	\$0.00	\$12.00	-\$12.00
					1416 - Teachers-Other Instruction	\$0.00	\$2.50	-\$2.50
			52210 - FICA Payments	4010 - Bilingual Education Programs	1413 - Teachers-Early Childhood Ed	\$0.00	\$37.20	-\$37.20
					1416 - Teachers-Other Instruction	\$0.00	\$7.21	-\$7.21
			52220 - Medicare Payments	4010 - Bilingual Education Programs	1413 - Teachers-Early Childhood Ed	\$0.00	\$8.70	-\$8.70
					1416 - Teachers-Other Instruction	\$0.00	\$1.69	-\$1.69
			52710 - Workers Compensation Premium	4010 - Bilingual Education Programs	1413 - Teachers-Early Childhood Ed	\$0.00	\$9.00	-\$9.00
					1416 - Teachers-Other Instruction	\$0.00	\$1.88	-\$1.88
			52720 - Workers Compensation Employer's Fee	4010 - Bilingual Education Programs	1416 - Teachers-Other Instruction	\$0.00	\$0.00	\$0.00
	24194 - Comprehensive Literacy State Development (CLSD) Grants	1000 - Instruction	51300 - Additional Compensation	4010 - Bilingual Education Programs	1413 - Teachers-Early Childhood Ed	\$0.00	\$0.00	\$0.00
					1416 - Teachers-Other Instruction	\$0.00	\$0.00	\$0.00
			52111 - Educational Retirement	4010 - Bilingual Education Programs	1413 - Teachers-Early Childhood Ed	\$0.00	\$0.00	\$0.00

Budget Entity	Fund List	Function List	Object List	Program List	Job Class List	Budget (plan)	Actuals (Reality)	Difference		
					1416 - Teachers-Other Instruction	\$0.00	\$0.00	\$0.00		
			52112 - ERA - Retiree Health	4010 - Bilingual Education Programs	1413 - Teachers-Early Childhood Ed	\$0.00	\$0.00	\$0.00		
					1416 - Teachers-Other Instruction	\$0.00	\$0.00	\$0.00		
			52210 - FICA Payments	4010 - Bilingual Education Programs	1413 - Teachers-Early Childhood Ed	\$0.00	\$0.00	\$0.00		
					1416 - Teachers-Other Instruction	\$0.00	\$0.00	\$0.00		
			52220 - Medicare Payments	4010 - Bilingual Education Programs	1413 - Teachers-Early Childhood Ed	\$0.00	\$0.00	\$0.00		
					1416 - Teachers-Other Instruction	\$0.00	\$0.00	\$0.00		
			52311 - Health and Medical Premiums	4010 - Bilingual Education Programs	1416 - Teachers-Other Instruction	\$0.00	\$0.00	\$0.00		
			52710 - Workers Compensation Premium	4010 - Bilingual Education Programs	1413 - Teachers-Early Childhood Ed	\$0.00	\$0.00	\$0.00		
					1416 - Teachers-Other Instruction	\$0.00	\$0.00	\$0.00		
			24308 - CRRSA, ESSER II	1000 - Instruction	51100 - Salaries Expense	4010 - Bilingual Education Programs	1416 - Teachers-Other Instruction	\$75,000.00	\$74,999.13	\$0.87
					51300 - Additional Compensation	4010 - Bilingual Education Programs	1413 - Teachers-Early Childhood Ed	\$0.00	\$11,980.00	-\$11,980.00
							1416 - Teachers-Other Instruction	\$0.00	\$21,770.25	-\$21,770.25
							1713 - Instructional Assistants - Early Childhood Education	\$0.00	\$0.00	\$0.00
	52111 - Educational Retirement	4010 - Bilingual Education Programs			1413 - Teachers-Early Childhood Ed	\$0.00	\$2,054.59	-\$2,054.59		
					1416 - Teachers-Other Instruction	\$12,863.00	\$16,596.05	-\$3,733.05		
	52112 - ERA - Retiree Health	4010 - Bilingual Education Programs			1413 - Teachers-Early Childhood Ed	\$0.00	\$239.66	-\$239.66		
					1416 - Teachers-Other Instruction	\$1,500.00	\$1,935.56	-\$435.56		
	52210 - FICA Payments	4010 - Bilingual Education Programs	1413 - Teachers-Early Childhood Ed	\$0.00	\$699.10	-\$699.10				

Budget Entity	Fund List	Function List	Object List	Program List	Job Class List	Budget (plan)	Actuals (Reality)	Difference		
					1416 - Teachers-Other Instruction	\$4,650.00	\$5,808.33	-\$1,158.33		
					1713 - Instructional Assistants - Early Childhood Education	\$0.00	\$0.00	\$0.00		
			52220 - Medicare Payments	4010 - Bilingual Education Programs	1413 - Teachers-Early Childhood Ed	\$0.00	\$163.50	-\$163.50		
					1416 - Teachers-Other Instruction	\$1,088.00	\$1,358.40	-\$270.40		
					1713 - Instructional Assistants - Early Childhood Education	\$0.00	\$0.00	\$0.00		
			52311 - Health and Medical Premiums	4010 - Bilingual Education Programs	1416 - Teachers-Other Instruction	\$4,089.00	\$3,704.32	\$384.68		
			52312 - Life	4010 - Bilingual Education Programs	1416 - Teachers-Other Instruction	\$64.00	\$58.21	\$5.79		
			52313 - Dental	4010 - Bilingual Education Programs	1416 - Teachers-Other Instruction	\$308.00	\$282.26	\$25.74		
			52315 - Disability	4010 - Bilingual Education Programs	1416 - Teachers-Other Instruction	\$0.00	\$1.45	-\$1.45		
			52710 - Workers Compensation Premium	4010 - Bilingual Education Programs	1413 - Teachers-Early Childhood Ed	\$0.00	\$179.63	-\$179.63		
					1416 - Teachers-Other Instruction	\$1,200.00	\$1,451.56	-\$251.56		
			52720 - Workers Compensation Employer's Fee	4010 - Bilingual Education Programs	1413 - Teachers-Early Childhood Ed	\$0.00	\$0.97	-\$0.97		
					1416 - Teachers-Other Instruction	\$10.00	\$10.83	-\$0.83		
			24330 - 24330 - ARP ESSER III	1000 - Instruction	51300 - Additional Compensation	4010 - Bilingual Education Programs	1413 - Teachers-Early Childhood Ed	\$0.00	\$8,601.24	-\$8,601.24
							1416 - Teachers-Other Instruction	\$0.00	\$115,123.78	-\$115,123.78
							1711 - Instructional Assistants - Grades 1-12	\$0.00	\$1,126.58	-\$1,126.58
					52111 - Educational Retirement	4010 - Bilingual Education Programs	1413 - Teachers-Early Childhood Ed	\$0.00	\$1,475.15	-\$1,475.15
							1416 - Teachers-Other Instruction	\$0.00	\$19,743.97	-\$19,743.97
							1711 - Instructional Assistants - Grades 1-12	\$0.00	\$193.21	-\$193.21

Budget Entity	Fund List	Function List	Object List	Program List	Job Class List	Budget (plan)	Actuals (Reality)	Difference
			52112 - ERA - Retiree Health	4010 - Bilingual Education Programs	1413 - Teachers-Early Childhood Ed	\$0.00	\$172.02	-\$172.02
					1416 - Teachers-Other Instruction	\$0.00	\$2,302.61	-\$2,302.61
					1711 - Instructional Assistants - Grades 1-12	\$0.00	\$22.53	-\$22.53
			52210 - FICA Payments	4010 - Bilingual Education Programs	1413 - Teachers-Early Childhood Ed	\$0.00	\$522.02	-\$522.02
					1416 - Teachers-Other Instruction	\$0.00	\$7,053.77	-\$7,053.77
					1711 - Instructional Assistants - Grades 1-12	\$0.00	\$69.85	-\$69.85
			52220 - Medicare Payments	4010 - Bilingual Education Programs	1413 - Teachers-Early Childhood Ed	\$0.00	\$122.09	-\$122.09
					1416 - Teachers-Other Instruction	\$0.00	\$1,649.82	-\$1,649.82
					1711 - Instructional Assistants - Grades 1-12	\$0.00	\$16.34	-\$16.34
			52311 - Health and Medical Premiums	4010 - Bilingual Education Programs	1413 - Teachers-Early Childhood Ed	\$0.00	\$4,860.21	-\$4,860.21
					1416 - Teachers-Other Instruction	\$0.00	\$25,032.64	-\$25,032.64
					1711 - Instructional Assistants - Grades 1-12	\$0.00	\$13.78	-\$13.78
					1713 - Instructional Assistants - Early Childhood Education	\$0.00	\$140.00	-\$140.00
			52710 - Workers Compensation Premium	4010 - Bilingual Education Programs	1413 - Teachers-Early Childhood Ed	\$0.00	\$129.02	-\$129.02
					1416 - Teachers-Other Instruction	\$0.00	\$1,727.12	-\$1,727.12
					1711 - Instructional Assistants - Grades 1-12	\$0.00	\$16.90	-\$16.90
			52720 - Workers Compensation Employer's Fee	4010 - Bilingual Education Programs	1416 - Teachers-Other Instruction	\$0.00	\$0.89	-\$0.89
26121 - Kellogg Fund/Kellogg Foundation	1000 - Instruction	51300 - Additional Compensation	4010 - Bilingual Education Programs	1413 - Teachers-Early Childhood Ed	\$0.00	\$300.00	-\$300.00	
				1416 - Teachers-Other Instruction	\$3,701.00	\$2,175.00	\$1,526.00	

Budget Entity	Fund List	Function List	Object List	Program List	Job Class List	Budget (plan)	Actuals (Reality)	Difference
					1711 - Instructional Assistants - Grades 1-12	\$2,692.00	\$34.04	\$2,657.96
					1713 - Instructional Assistants - Early Childhood Education	\$0.00	\$59.57	-\$59.57
			52111 - Educational Retirement	4010 - Bilingual Education Programs	1413 - Teachers-Early Childhood Ed	\$0.00	\$51.46	-\$51.46
					1416 - Teachers-Other Instruction	\$805.00	\$373.14	\$431.86
					1711 - Instructional Assistants - Grades 1-12	\$585.00	\$5.84	\$579.16
					1713 - Instructional Assistants - Early Childhood Education	\$0.00	\$10.22	-\$10.22
			52112 - ERA - Retiree Health	4010 - Bilingual Education Programs	1413 - Teachers-Early Childhood Ed	\$0.00	\$6.01	-\$6.01
					1416 - Teachers-Other Instruction	\$108.00	\$43.51	\$64.49
					1711 - Instructional Assistants - Grades 1-12	\$78.00	\$0.67	\$77.33
					1713 - Instructional Assistants - Early Childhood Education	\$0.00	\$1.19	-\$1.19
			52210 - FICA Payments	4010 - Bilingual Education Programs	1413 - Teachers-Early Childhood Ed	\$0.00	\$16.93	-\$16.93
					1416 - Teachers-Other Instruction	\$321.00	\$126.48	\$194.52
					1711 - Instructional Assistants - Grades 1-12	\$234.00	\$1.52	\$232.48
					1713 - Instructional Assistants - Early Childhood Education	\$0.00	\$3.69	-\$3.69
			52220 - Medicare Payments	4010 - Bilingual Education Programs	1413 - Teachers-Early Childhood Ed	\$0.00	\$3.97	-\$3.97
					1416 - Teachers-Other Instruction	\$79.00	\$29.60	\$49.40
					1711 - Instructional Assistants - Grades 1-12	\$57.00	\$0.36	\$56.64

Budget Entity	Fund List	Function List	Object List	Program List	Job Class List	Budget (plan)	Actuals (Reality)	Difference		
					1713 - Instructional Assistants - Early Childhood Education	\$0.00	\$0.86	-\$0.86		
			52500 - Unemployment Compensation	4010 - Bilingual Education Programs	1416 - Teachers-Other Instruction	\$0.00	\$0.00	\$0.00		
			52710 - Workers Compensation Premium	4010 - Bilingual Education Programs	1413 - Teachers-Early Childhood Ed	\$0.00	\$4.50	-\$4.50		
					1416 - Teachers-Other Instruction	\$486.00	\$32.67	\$453.33		
					1711 - Instructional Assistants - Grades 1-12	\$354.00	\$0.51	\$353.49		
					1713 - Instructional Assistants - Early Childhood Education	\$0.00	\$0.89	-\$0.89		
			52720 - Workers Compensation Employer's Fee	4010 - Bilingual Education Programs	1413 - Teachers-Early Childhood Ed	\$0.00	\$0.03	-\$0.03		
					1416 - Teachers-Other Instruction	\$0.00	\$0.21	-\$0.21		
			26204 - Spaceport GRT Grant - Dona Ana County	1000 - Instruction	51300 - Additional Compensation	4010 - Bilingual Education Programs	1416 - Teachers-Other Instruction	\$0.00	\$187.50	-\$187.50
					52111 - Educational Retirement	4010 - Bilingual Education Programs	1416 - Teachers-Other Instruction	\$0.00	\$32.17	-\$32.17
	52112 - ERA - Retiree Health	4010 - Bilingual Education Programs			1416 - Teachers-Other Instruction	\$0.00	\$3.78	-\$3.78		
	52210 - FICA Payments	4010 - Bilingual Education Programs			1416 - Teachers-Other Instruction	\$0.00	\$11.01	-\$11.01		
	52220 - Medicare Payments	4010 - Bilingual Education Programs			1416 - Teachers-Other Instruction	\$0.00	\$2.56	-\$2.56		
	52710 - Workers Compensation Premium	4010 - Bilingual Education Programs			1416 - Teachers-Other Instruction	\$0.00	\$2.82	-\$2.82		
	52720 - Workers Compensation Employer's Fee	4010 - Bilingual Education Programs			1416 - Teachers-Other Instruction	\$0.00	\$0.04	-\$0.04		
	27114 - Structured Literacy and Early Literacy .	1000 - Instruction	51300 - Additional Compensation	4010 - Bilingual Education Programs	1416 - Teachers-Other Instruction	\$2,019.00	\$2,018.00	\$1.00		
			52111 - Educational Retirement	4010 - Bilingual Education Programs	1416 - Teachers-Other Instruction	\$439.00	\$346.08	\$92.92		
			52112 - ERA - Retiree Health	4010 - Bilingual Education Programs	1416 - Teachers-Other Instruction	\$59.00	\$40.36	\$18.64		

Budget Entity	Fund List	Function List	Object List	Program List	Job Class List	Budget (plan)	Actuals (Reality)	Difference
			52210 - FICA Payments	4010 - Bilingual Education Programs	1416 - Teachers-Other Instruction	\$175.00	\$125.11	\$49.89
			52220 - Medicare Payments	4010 - Bilingual Education Programs	1416 - Teachers-Other Instruction	\$43.00	\$29.26	\$13.74
			52710 - Workers Compensation Premium	4010 - Bilingual Education Programs	1416 - Teachers-Other Instruction	\$265.00	\$30.27	\$234.73
	27127 - Community Schools Implementation Grant	1000 - Instruction	51300 - Additional Compensation	4010 - Bilingual Education Programs	1416 - Teachers-Other Instruction	\$0.00	\$0.00	\$0.00
			52111 - Educational Retirement	4010 - Bilingual Education Programs	1416 - Teachers-Other Instruction	\$0.00	\$0.00	\$0.00
			52112 - ERA - Retiree Health	4010 - Bilingual Education Programs	1416 - Teachers-Other Instruction	\$0.00	\$0.00	\$0.00
			52210 - FICA Payments	4010 - Bilingual Education Programs	1416 - Teachers-Other Instruction	\$0.00	\$0.00	\$0.00
			52220 - Medicare Payments	4010 - Bilingual Education Programs	1416 - Teachers-Other Instruction	\$0.00	\$0.00	\$0.00
			52500 - Unemployment Compensation	4010 - Bilingual Education Programs	1416 - Teachers-Other Instruction	\$0.00	\$0.00	\$0.00
	52710 - Workers Compensation Premium	4010 - Bilingual Education Programs	1416 - Teachers-Other Instruction	\$0.00	\$0.00	\$0.00		
	27135 - STEM Professional Development	1000 - Instruction	51300 - Additional Compensation	4010 - Bilingual Education Programs	1416 - Teachers-Other Instruction	\$0.00	\$0.00	\$0.00
			52111 - Educational Retirement	4010 - Bilingual Education Programs	1416 - Teachers-Other Instruction	\$0.00	\$0.00	\$0.00
			52112 - ERA - Retiree Health	4010 - Bilingual Education Programs	1416 - Teachers-Other Instruction	\$0.00	\$0.00	\$0.00
			52210 - FICA Payments	4010 - Bilingual Education Programs	1416 - Teachers-Other Instruction	\$0.00	\$0.00	\$0.00
			52220 - Medicare Payments	4010 - Bilingual Education Programs	1416 - Teachers-Other Instruction	\$0.00	\$0.00	\$0.00
			52500 - Unemployment Compensation	4010 - Bilingual Education Programs	1416 - Teachers-Other Instruction	\$0.00	\$0.00	\$0.00
	52710 - Workers Compensation Premium	4010 - Bilingual Education Programs	1416 - Teachers-Other Instruction	\$0.00	\$0.00	\$0.00		
27407 - Family Income Index	1000 - Instruction	51300 - Additional Compensation	4010 - Bilingual Education Programs	1416 - Teachers-Other Instruction	\$0.00	\$500.00	-\$500.00	
				1713 - Instructional Assistants - Early Childhood Education	\$0.00	\$0.00	\$0.00	

Budget Entity	Fund List	Function List	Object List	Program List	Job Class List	Budget (plan)	Actuals (Reality)	Difference		
			52111 - Educational Retirement	4010 - Bilingual Education Programs	1416 - Teachers-Other Instruction	\$0.00	\$85.75	-\$85.75		
					1713 - Instructional Assistants - Early Childhood Education	\$0.00	\$0.00	\$0.00		
			52112 - ERA - Retiree Health	4010 - Bilingual Education Programs	1416 - Teachers-Other Instruction	\$0.00	\$10.00	-\$10.00		
					1713 - Instructional Assistants - Early Childhood Education	\$0.00	\$0.00	\$0.00		
			52210 - FICA Payments	4010 - Bilingual Education Programs	1416 - Teachers-Other Instruction	\$0.00	\$27.82	-\$27.82		
					1713 - Instructional Assistants - Early Childhood Education	\$0.00	\$0.00	\$0.00		
			52220 - Medicare Payments	4010 - Bilingual Education Programs	1416 - Teachers-Other Instruction	\$0.00	\$6.50	-\$6.50		
					1713 - Instructional Assistants - Early Childhood Education	\$0.00	\$0.00	\$0.00		
			52500 - Unemployment Compensation	4010 - Bilingual Education Programs	1416 - Teachers-Other Instruction	\$0.00	\$0.00	\$0.00		
					1713 - Instructional Assistants - Early Childhood Education	\$0.00	\$0.00	\$0.00		
			52710 - Workers Compensation Premium	4010 - Bilingual Education Programs	1416 - Teachers-Other Instruction	\$0.00	\$7.49	-\$7.49		
					1713 - Instructional Assistants - Early Childhood Education	\$0.00	\$0.00	\$0.00		
			52720 - Workers Compensation Employer's Fee	4010 - Bilingual Education Programs	1416 - Teachers-Other Instruction	\$0.00	\$0.00	\$0.00		
			27412 - At-Risk Intervention Response Fund (AIR)	1000 - Instruction	51300 - Additional Compensation	4010 - Bilingual Education Programs	1416 - Teachers-Other Instruction	\$0.00	\$121.25	-\$121.25
					52111 - Educational Retirement	4010 - Bilingual Education Programs	1416 - Teachers-Other Instruction	\$0.00	\$20.79	-\$20.79
52112 - ERA - Retiree Health	4010 - Bilingual Education Programs	1416 - Teachers-Other Instruction			\$0.00	\$2.42	-\$2.42			

Budget Entity	Fund List	Function List	Object List	Program List	Job Class List	Budget (plan)	Actuals (Reality)	Difference		
			52210 - FICA Payments	4010 - Bilingual Education Programs	1416 - Teachers-Other Instruction	\$0.00	\$7.52	-\$7.52		
			52220 - Medicare Payments	4010 - Bilingual Education Programs	1416 - Teachers-Other Instruction	\$0.00	\$1.76	-\$1.76		
			52710 - Workers Compensation Premium	4010 - Bilingual Education Programs	1416 - Teachers-Other Instruction	\$0.00	\$1.82	-\$1.82		
	27516 - NM Outdoor Learning Grant Start-Up Grant	1000 - Instruction	51300 - Additional Compensation	4010 - Bilingual Education Programs	1416 - Teachers-Other Instruction	\$0.00	\$200.00	-\$200.00		
					52111 - Educational Retirement	4010 - Bilingual Education Programs	1416 - Teachers-Other Instruction	\$0.00	\$34.30	-\$34.30
					52112 - ERA - Retiree Health	4010 - Bilingual Education Programs	1416 - Teachers-Other Instruction	\$0.00	\$4.01	-\$4.01
					52210 - FICA Payments	4010 - Bilingual Education Programs	1416 - Teachers-Other Instruction	\$0.00	\$11.58	-\$11.58
					52220 - Medicare Payments	4010 - Bilingual Education Programs	1416 - Teachers-Other Instruction	\$0.00	\$2.71	-\$2.71
					52311 - Health and Medical Premiums	4010 - Bilingual Education Programs	1416 - Teachers-Other Instruction	\$0.00	\$11.07	-\$11.07
					52312 - Life	4010 - Bilingual Education Programs	1416 - Teachers-Other Instruction	\$0.00	\$0.04	-\$0.04
					52313 - Dental	4010 - Bilingual Education Programs	1416 - Teachers-Other Instruction	\$0.00	\$0.43	-\$0.43
					52314 - Vision	4010 - Bilingual Education Programs	1416 - Teachers-Other Instruction	\$0.00	\$0.07	-\$0.07
					52710 - Workers Compensation Premium	4010 - Bilingual Education Programs	1416 - Teachers-Other Instruction	\$0.00	\$3.01	-\$3.01
					52720 - Workers Compensation Employer's Fee	4010 - Bilingual Education Programs	1416 - Teachers-Other Instruction	\$0.00	\$0.13	-\$0.13
			27552 - CTE State Wide Innovation Zones - Reg 2022, HB2, P200, Item 108	1000 - Instruction	51300 - Additional Compensation	4010 - Bilingual Education Programs	1416 - Teachers-Other Instruction	\$0.00	\$3,748.80	-\$3,748.80
					52111 - Educational Retirement	4010 - Bilingual Education Programs	1416 - Teachers-Other Instruction	\$0.00	\$642.91	-\$642.91
					52112 - ERA - Retiree Health	4010 - Bilingual Education Programs	1416 - Teachers-Other Instruction	\$0.00	\$74.98	-\$74.98
					52210 - FICA Payments	4010 - Bilingual Education Programs	1416 - Teachers-Other Instruction	\$0.00	\$232.43	-\$232.43
					52220 - Medicare Payments	4010 - Bilingual Education Programs	1416 - Teachers-Other Instruction	\$0.00	\$54.37	-\$54.37

Budget Entity	Fund List	Function List	Object List	Program List	Job Class List	Budget (plan)	Actuals (Reality)	Difference
			52710 - Workers Compensation Premium	4010 - Bilingual Education Programs	1416 - Teachers-Other Instruction	\$0.00	\$56.25	-\$56.25
						\$126,767.00	\$349,865.15	-\$223,098.15
Las Vegas City Schools	24160 - Rural & Low-Income Schools	1000 - Instruction	51300 - Additional Compensation	4010 - Bilingual Education Programs	1416 - Teachers-Other Instruction	\$20,000.00	\$600.00	\$19,400.00
			52111 - Educational Retirement	4010 - Bilingual Education Programs	1416 - Teachers-Other Instruction	\$3,430.00	\$102.90	\$3,327.10
			52112 - ERA - Retiree Health	4010 - Bilingual Education Programs	1416 - Teachers-Other Instruction	\$400.00	\$12.00	\$388.00
			52210 - FICA Payments	4010 - Bilingual Education Programs	1416 - Teachers-Other Instruction	\$1,240.00	\$0.00	\$1,240.00
			52220 - Medicare Payments	4010 - Bilingual Education Programs	1416 - Teachers-Other Instruction	\$290.00	\$0.00	\$290.00
						\$25,360.00	\$714.90	\$24,645.10
Los Lunas Consolidated Schools	24330 - 24330 - ARP ESSER III	1000 - Instruction	51100 - Salaries Expense	4010 - Bilingual Education Programs	1411 - Teachers-Grades 1-12	\$197,400.00	\$0.00	\$197,400.00
			52111 - Educational Retirement	4010 - Bilingual Education Programs	1411 - Teachers-Grades 1-12	\$33,860.00	\$0.00	\$33,860.00
			52112 - ERA - Retiree Health	4010 - Bilingual Education Programs	1411 - Teachers-Grades 1-12	\$4,000.00	\$0.00	\$4,000.00
			52210 - FICA Payments	4010 - Bilingual Education Programs	1411 - Teachers-Grades 1-12	\$12,250.00	\$0.00	\$12,250.00
			52220 - Medicare Payments	4010 - Bilingual Education Programs	1411 - Teachers-Grades 1-12	\$3,000.00	\$0.00	\$3,000.00
			52311 - Health and Medical Premiums	4010 - Bilingual Education Programs	1411 - Teachers-Grades 1-12	\$38,500.00	\$0.00	\$38,500.00
			52312 - Life	4010 - Bilingual Education Programs	1411 - Teachers-Grades 1-12	\$115.00	\$0.00	\$115.00
			52313 - Dental	4010 - Bilingual Education Programs	1411 - Teachers-Grades 1-12	\$1,900.00	\$0.00	\$1,900.00
			52315 - Disability	4010 - Bilingual Education Programs	1411 - Teachers-Grades 1-12	\$300.00	\$0.00	\$300.00
			52500 - Unemployment Compensation	4010 - Bilingual Education Programs	1411 - Teachers-Grades 1-12	\$80.00	\$0.00	\$80.00
						\$291,405.00	\$0.00	\$291,405.00
Magdalena Municipal Schools	25184 - Indian Ed Formula Grant	1000 - Instruction	51100 - Salaries Expense	4010 - Bilingual Education Programs	1711 - Instructional Assistants - Grades 1-12	\$18,000.00	\$17,970.71	\$29.29
			52111 - Educational Retirement	4010 - Bilingual Education Programs	1711 - Instructional Assistants - Grades 1-12	\$2,376.00	\$2,730.79	-\$354.79
			52112 - ERA - Retiree Health	4010 - Bilingual Education Programs	1711 - Instructional Assistants - Grades 1-12	\$360.00	\$318.54	\$41.46

Budget Entity	Fund List	Function List	Object List	Program List	Job Class List	Budget (plan)	Actuals (Reality)	Difference
			52210 - FICA Payments	4010 - Bilingual Education Programs	1711 - Instructional Assistants - Grades 1-12	\$1,116.00	\$986.72	\$129.28
			52220 - Medicare Payments	4010 - Bilingual Education Programs	1711 - Instructional Assistants - Grades 1-12	\$261.00	\$230.70	\$30.30
			52312 - Life	4010 - Bilingual Education Programs	1711 - Instructional Assistants - Grades 1-12	\$5.00	\$17.23	-\$12.23
			52314 - Vision	4010 - Bilingual Education Programs	1711 - Instructional Assistants - Grades 1-12	\$24.00	\$12.23	\$11.77
			52710 - Workers Compensation Premium	4010 - Bilingual Education Programs	1711 - Instructional Assistants - Grades 1-12	\$6.00	\$1.98	\$4.02
			52720 - Workers Compensation Employer's Fee	4010 - Bilingual Education Programs	1711 - Instructional Assistants - Grades 1-12	\$333.00		\$333.00
			27411 - Native American Language Certificate Salaries	1000 - Instruction	51100 - Salaries Expense	4010 - Bilingual Education Programs	1416 - Teachers-Other Instruction	\$6,736.00
						\$29,217.00	\$29,004.90	\$212.10
Mark Armijo Academy	24153 - English Language Acquisition	1000 - Instruction	51300 - Additional Compensation	4010 - Bilingual Education Programs	1413 - Teachers-Early Childhood Ed	\$0.00	\$0.00	\$0.00
						\$0.00	\$0.00	\$0.00
Monte del Sol Charter School	24330 - 24330 - ARP ESSER III	1000 - Instruction	51300 - Additional Compensation	4010 - Bilingual Education Programs	1416 - Teachers-Other Instruction	\$0.00	\$0.00	\$0.00
			52111 - Educational Retirement	4010 - Bilingual Education Programs	1416 - Teachers-Other Instruction	\$0.00	\$0.00	\$0.00
			52112 - ERA - Retiree Health	4010 - Bilingual Education Programs	1416 - Teachers-Other Instruction	\$0.00	\$0.00	\$0.00
			52210 - FICA Payments	4010 - Bilingual Education Programs	1416 - Teachers-Other Instruction	\$0.00	\$0.00	\$0.00
			52220 - Medicare Payments	4010 - Bilingual Education Programs	1416 - Teachers-Other Instruction	\$0.00	\$0.00	\$0.00
						\$0.00	\$0.00	\$0.00
Moriarty Public Schools	24101 - Title I Part A - ESEA	1000 - Instruction	51300 - Additional Compensation	4010 - Bilingual Education Programs	1416 - Teachers-Other Instruction	\$0.00	\$800.00	-\$800.00
			52111 - Educational Retirement	4010 - Bilingual Education Programs	1416 - Teachers-Other Instruction	\$0.00	\$137.20	-\$137.20
			52112 - ERA - Retiree Health	4010 - Bilingual Education Programs	1416 - Teachers-Other Instruction	\$0.00	\$16.00	-\$16.00
			52210 - FICA Payments	4010 - Bilingual Education Programs	1416 - Teachers-Other Instruction	\$0.00	\$49.41	-\$49.41
			52220 - Medicare Payments	4010 - Bilingual Education Programs	1416 - Teachers-Other Instruction	\$0.00	\$11.56	-\$11.56

Budget Entity	Fund List	Function List	Object List	Program List	Job Class List	Budget (plan)	Actuals (Reality)	Difference
						\$0.00	\$1,014.17	-\$1,014.17
NM International School	24308 - CRRSA, ESSER II	1000 - Instruction	51100 - Salaries Expense	4010 - Bilingual Education Programs	1411 - Teachers-Grades 1-12	\$0.00	\$24,457.82	-\$24,457.82
			52111 - Educational Retirement	4010 - Bilingual Education Programs	1411 - Teachers-Grades 1-12	\$0.00	\$20,271.50	-\$20,271.50
			52112 - ERA - Retiree Health	4010 - Bilingual Education Programs	1411 - Teachers-Grades 1-12	\$0.00	\$2,364.00	-\$2,364.00
			52210 - FICA Payments	4010 - Bilingual Education Programs	1411 - Teachers-Grades 1-12	\$0.00	\$860.27	-\$860.27
	24330 - 24330 - ARP ESSER III	1000 - Instruction	51100 - Salaries Expense	4010 - Bilingual Education Programs	1411 - Teachers-Grades 1-12	\$39,000.00	\$38,628.80	\$371.20
			52111 - Educational Retirement	4010 - Bilingual Education Programs	1411 - Teachers-Grades 1-12	\$0.00	\$6,624.73	-\$6,624.73
			52112 - ERA - Retiree Health	4010 - Bilingual Education Programs	1411 - Teachers-Grades 1-12	\$0.00	\$772.65	-\$772.65
			52210 - FICA Payments	4010 - Bilingual Education Programs	1411 - Teachers-Grades 1-12	\$0.00	\$8,671.56	-\$8,671.56
			52220 - Medicare Payments	4010 - Bilingual Education Programs	1411 - Teachers-Grades 1-12	\$0.00	\$2,228.99	-\$2,228.99
			52311 - Health and Medical Premiums	4010 - Bilingual Education Programs	1411 - Teachers-Grades 1-12	\$0.00	\$3,380.50	-\$3,380.50
			52312 - Life	4010 - Bilingual Education Programs	1411 - Teachers-Grades 1-12	\$0.00	\$157.12	-\$157.12
			52313 - Dental	4010 - Bilingual Education Programs	1411 - Teachers-Grades 1-12	\$0.00	\$504.68	-\$504.68
			52314 - Vision	4010 - Bilingual Education Programs	1411 - Teachers-Grades 1-12	\$0.00	\$21.20	-\$21.20
			52315 - Disability	4010 - Bilingual Education Programs	1411 - Teachers-Grades 1-12	\$0.00	\$195.06	-\$195.06
			52720 - Workers Compensation Employer's Fee	4010 - Bilingual Education Programs	1411 - Teachers-Grades 1-12	\$0.00	\$25.76	-\$25.76
					\$39,000.00	\$109,164.64	-\$70,164.64	
Pojoaque Valley Schools	24308 - CRRSA, ESSER II	1000 - Instruction	51300 - Additional Compensation	4010 - Bilingual Education Programs	1416 - Teachers-Other Instruction	\$0.00	\$0.00	\$0.00
			52112 - ERA - Retiree Health	4010 - Bilingual Education Programs	1416 - Teachers-Other Instruction	\$0.00	\$0.00	\$0.00
			52210 - FICA Payments	4010 - Bilingual Education Programs	1416 - Teachers-Other Instruction	\$0.00	\$0.00	\$0.00
			52220 - Medicare Payments	4010 - Bilingual Education Programs	1416 - Teachers-Other Instruction	\$0.00	\$0.00	\$0.00

Budget Entity	Fund List	Function List	Object List	Program List	Job Class List	Budget (plan)	Actuals (Reality)	Difference			
	25147 - Impact Aid Indian Education	1000 - Instruction	51100 - Salaries Expense	4010 - Bilingual Education Programs	1416 - Teachers-Other Instruction	\$100,100.00	\$96,392.32	\$3,707.68			
			52111 - Educational Retirement	4010 - Bilingual Education Programs	1416 - Teachers-Other Instruction	\$17,167.00	\$16,531.28	\$635.72			
			52112 - ERA - Retiree Health	4010 - Bilingual Education Programs	1416 - Teachers-Other Instruction	\$2,503.00	\$1,927.91	\$575.09			
			52210 - FICA Payments	4010 - Bilingual Education Programs	1416 - Teachers-Other Instruction	\$6,206.00	\$5,759.09	\$446.91			
			52220 - Medicare Payments	4010 - Bilingual Education Programs	1416 - Teachers-Other Instruction	\$1,452.00	\$1,346.82	\$105.18			
			52311 - Health and Medical Premiums	4010 - Bilingual Education Programs	1416 - Teachers-Other Instruction	\$5,000.00	\$4,289.49	\$710.51			
			52312 - Life	4010 - Bilingual Education Programs	1416 - Teachers-Other Instruction	\$127.00	\$126.24	\$0.76			
			52313 - Dental	4010 - Bilingual Education Programs	1416 - Teachers-Other Instruction	\$206.00	\$102.96	\$103.04			
			52314 - Vision	4010 - Bilingual Education Programs	1416 - Teachers-Other Instruction	\$47.00	\$45.12	\$1.88			
			52315 - Disability	4010 - Bilingual Education Programs	1416 - Teachers-Other Instruction	\$300.00	\$331.30	-\$31.30			
			52500 - Unemployment Compensation	4010 - Bilingual Education Programs	1416 - Teachers-Other Instruction	\$0.00	\$0.00	\$0.00			
			52710 - Workers Compensation Premium	4010 - Bilingual Education Programs	1416 - Teachers-Other Instruction	\$1,532.00	\$1,386.71	\$145.29			
			52720 - Workers Compensation Employer's Fee	4010 - Bilingual Education Programs	1416 - Teachers-Other Instruction	\$20.00	\$18.26	\$1.74			
									\$134,660.00	\$128,257.50	\$6,402.50
			Portales Municipal Schools	24101 - Title I Part A - ESEA	1000 - Instruction	51100 - Salaries Expense	4010 - Bilingual Education Programs	1416 - Teachers-Other Instruction	\$130,422.00	\$129,389.22	\$1,032.78
52111 - Educational Retirement	4010 - Bilingual Education Programs	1416 - Teachers-Other Instruction				\$47,397.00	\$22,190.14	\$25,206.86			
52112 - ERA - Retiree Health	4010 - Bilingual Education Programs	1416 - Teachers-Other Instruction				\$5,368.00	\$2,587.90	\$2,780.10			
52210 - FICA Payments	4010 - Bilingual Education Programs	1416 - Teachers-Other Instruction				\$14,677.00	\$7,050.93	\$7,626.07			
52220 - Medicare Payments	4010 - Bilingual Education Programs	1416 - Teachers-Other Instruction				\$3,434.00	\$1,649.08	\$1,784.92			
52311 - Health and Medical Premiums	4010 - Bilingual Education Programs	1416 - Teachers-Other Instruction				\$66,196.00	\$31,951.70	\$34,244.30			

Budget Entity	Fund List	Function List	Object List	Program List	Job Class List	Budget (plan)	Actuals (Reality)	Difference
			52312 - Life	4010 - Bilingual Education Programs	1416 - Teachers-Other Instruction	\$128.00	\$63.36	\$64.64
			52313 - Dental	4010 - Bilingual Education Programs	1416 - Teachers-Other Instruction	\$2,354.00	\$1,175.76	\$1,178.24
			52314 - Vision	4010 - Bilingual Education Programs	1416 - Teachers-Other Instruction	\$416.00	\$206.88	\$209.12
			52710 - Workers Compensation Premium	4010 - Bilingual Education Programs	1416 - Teachers-Other Instruction	\$3,200.00	\$1,599.66	\$1,600.34
			52720 - Workers Compensation Employer's Fee	4010 - Bilingual Education Programs	1416 - Teachers-Other Instruction	\$36.00	\$17.60	\$18.40
	24154 - Teacher/Principal Training & Recruiting	1000 - Instruction	51100 - Salaries Expense	4010 - Bilingual Education Programs	1416 - Teachers-Other Instruction	\$60,400.00	\$60,400.00	\$0.00
			51300 - Additional Compensation	4010 - Bilingual Education Programs	1416 - Teachers-Other Instruction	\$62,000.00	\$62,000.00	\$0.00
			52111 - Educational Retirement	4010 - Bilingual Education Programs	1416 - Teachers-Other Instruction	\$20,993.00	\$20,992.78	\$0.22
			52112 - ERA - Retiree Health	4010 - Bilingual Education Programs	1416 - Teachers-Other Instruction	\$2,449.00	\$2,448.05	\$0.95
			52210 - FICA Payments	4010 - Bilingual Education Programs	1416 - Teachers-Other Instruction	\$7,173.00	\$7,172.35	\$0.65
			52220 - Medicare Payments	4010 - Bilingual Education Programs	1416 - Teachers-Other Instruction	\$1,678.00	\$1,677.19	\$0.81
			52311 - Health and Medical Premiums	4010 - Bilingual Education Programs	1416 - Teachers-Other Instruction	\$5,817.00	\$5,816.90	\$0.10
			52312 - Life	4010 - Bilingual Education Programs	1416 - Teachers-Other Instruction	\$32.00	\$31.68	\$0.32
			52313 - Dental	4010 - Bilingual Education Programs	1416 - Teachers-Other Instruction	\$241.00	\$240.24	\$0.76
			52314 - Vision	4010 - Bilingual Education Programs	1416 - Teachers-Other Instruction	\$53.00	\$52.56	\$0.44
			52500 - Unemployment Compensation	4010 - Bilingual Education Programs	1416 - Teachers-Other Instruction	\$0.00	\$0.00	\$0.00
			52710 - Workers Compensation Premium	4010 - Bilingual Education Programs	1416 - Teachers-Other Instruction	\$730.00	\$729.43	\$0.57
			52720 - Workers Compensation Employer's Fee	4010 - Bilingual Education Programs	1416 - Teachers-Other Instruction	\$24.00	\$14.35	\$9.65
			24194 - Comprehensive	1000 - Instruction	51100 - Salaries Expense	4010 - Bilingual Education Programs	1416 - Teachers-Other Instruction	\$143,800.00

Budget Entity	Fund List	Function List	Object List	Program List	Job Class List	Budget (plan)	Actuals (Reality)	Difference
	Literacy State Development (CLSD) Grants		52111 - Educational Retirement	4010 - Bilingual Education Programs	1416 - Teachers-Other Instruction	\$24,662.00	\$24,661.90	\$0.10
			52112 - ERA - Retiree Health	4010 - Bilingual Education Programs	1416 - Teachers-Other Instruction	\$2,877.00	\$2,876.16	\$0.84
			52210 - FICA Payments	4010 - Bilingual Education Programs	1416 - Teachers-Other Instruction	\$7,920.00	\$7,858.87	\$61.13
			52220 - Medicare Payments	4010 - Bilingual Education Programs	1416 - Teachers-Other Instruction	\$1,853.00	\$1,837.98	\$15.02
			52311 - Health and Medical Premiums	4010 - Bilingual Education Programs	1416 - Teachers-Other Instruction	\$31,960.00	\$31,951.70	\$8.30
			52312 - Life	4010 - Bilingual Education Programs	1416 - Teachers-Other Instruction	\$64.00	\$63.36	\$0.64
			52313 - Dental	4010 - Bilingual Education Programs	1416 - Teachers-Other Instruction	\$1,176.00	\$1,175.76	\$0.24
			52314 - Vision	4010 - Bilingual Education Programs	1416 - Teachers-Other Instruction	\$207.00	\$206.88	\$0.12
			52710 - Workers Compensation Premium	4010 - Bilingual Education Programs	1416 - Teachers-Other Instruction	\$1,360.00	\$1,359.90	\$0.10
			52720 - Workers Compensation Employer's Fee	4010 - Bilingual Education Programs	1416 - Teachers-Other Instruction	\$19.00	\$18.40	\$0.60
Robert F Kennedy Charter	24101 - Title I Part A - ESEA	1000 - Instruction	51100 - Salaries Expense	4010 - Bilingual Education Programs	1416 - Teachers-Other Instruction	\$6,078.51	\$6,078.51	\$0.00
			52111 - Educational Retirement	4010 - Bilingual Education Programs	1416 - Teachers-Other Instruction	\$1,042.48	\$1,042.48	\$0.00
			52112 - ERA - Retiree Health	4010 - Bilingual Education Programs	1416 - Teachers-Other Instruction	\$121.55	\$121.55	\$0.00
			52210 - FICA Payments	4010 - Bilingual Education Programs	1416 - Teachers-Other Instruction	\$376.89	\$376.89	\$0.00
			52220 - Medicare Payments	4010 - Bilingual Education Programs	1416 - Teachers-Other Instruction	\$88.20	\$88.20	\$0.00
			52312 - Life	4010 - Bilingual Education Programs	1416 - Teachers-Other Instruction	\$12.23	\$12.23	\$0.00
			52500 - Unemployment Compensation	4010 - Bilingual Education Programs	1416 - Teachers-Other Instruction	\$30.96	\$30.96	\$0.00
			52720 - Workers Compensation Employer's Fee	4010 - Bilingual Education Programs	1416 - Teachers-Other Instruction	\$1.44	\$1.44	\$0.00
						\$7,752.26	\$7,752.26	\$0.00

Budget Entity	Fund List	Function List	Object List	Program List	Job Class List	Budget (plan)	Actuals (Reality)	Difference		
Roswell Independent School District	24101 - Title I Part A - ESEA	1000 - Instruction	51300 - Additional Compensation	4010 - Bilingual Education Programs	1413 - Teachers-Early Childhood Ed	\$24,100.00	\$24,010.00	\$90.00		
					1416 - Teachers-Other Instruction	\$3,000.00	\$437.50	\$2,562.50		
			52111 - Educational Retirement	4010 - Bilingual Education Programs	1413 - Teachers-Early Childhood Ed	\$4,211.00	\$4,117.72	\$93.28		
					1416 - Teachers-Other Instruction	\$514.00	\$75.03	\$438.97		
			52112 - ERA - Retiree Health	4010 - Bilingual Education Programs	1413 - Teachers-Early Childhood Ed	\$500.00	\$480.20	\$19.80		
					1416 - Teachers-Other Instruction	\$60.00	\$8.75	\$51.25		
			52210 - FICA Payments	4010 - Bilingual Education Programs	1413 - Teachers-Early Childhood Ed	\$1,524.00	\$1,488.63	\$35.37		
					1416 - Teachers-Other Instruction	\$186.00	\$27.13	\$158.87		
			52220 - Medicare Payments	4010 - Bilingual Education Programs	1413 - Teachers-Early Childhood Ed	\$361.00	\$348.13	\$12.87		
					1416 - Teachers-Other Instruction	\$44.00	\$6.34	\$37.66		
			24153 - English Language Acquisition	1000 - Instruction	51300 - Additional Compensation	4010 - Bilingual Education Programs	1416 - Teachers-Other Instruction	\$3,000.00	\$1,137.50	\$1,862.50
					52111 - Educational Retirement	4010 - Bilingual Education Programs	1416 - Teachers-Other Instruction	\$515.00	\$195.08	\$319.92
	52112 - ERA - Retiree Health	4010 - Bilingual Education Programs			1416 - Teachers-Other Instruction	\$60.00	\$22.75	\$37.25		
	52210 - FICA Payments	4010 - Bilingual Education Programs			1416 - Teachers-Other Instruction	\$186.00	\$70.53	\$115.47		
	52220 - Medicare Payments	4010 - Bilingual Education Programs			1416 - Teachers-Other Instruction	\$44.00	\$16.49	\$27.51		
	24154 - Teacher/Principal Training & Recruiting	1000 - Instruction	51300 - Additional Compensation	4010 - Bilingual Education Programs	1413 - Teachers-Early Childhood Ed	\$5,000.00	\$813.75	\$4,186.25		
					1416 - Teachers-Other Instruction	\$4,001.00	\$4,396.85	-\$395.85		
			52111 - Educational Retirement	4010 - Bilingual Education Programs	1413 - Teachers-Early Childhood Ed	\$858.00	\$139.54	\$718.46		
					1416 - Teachers-Other Instruction	\$676.00	\$754.01	-\$78.01		
	52112 - ERA - Retiree Health	4010 - Bilingual Education Programs	1413 - Teachers-Early Childhood Ed	\$100.00	\$16.31	\$83.69				

Budget Entity	Fund List	Function List	Object List	Program List	Job Class List	Budget (plan)	Actuals (Reality)	Difference		
					1416 - Teachers-Other Instruction	\$154.00	\$88.02	\$65.98		
					1413 - Teachers-Early Childhood Ed	\$310.00	\$50.44	\$259.56		
			52210 - FICA Payments	4010 - Bilingual Education Programs	1416 - Teachers-Other Instruction	\$268.00	\$272.60	-\$4.60		
			52220 - Medicare Payments	4010 - Bilingual Education Programs	1413 - Teachers-Early Childhood Ed	\$73.00	\$11.77	\$61.23		
					1416 - Teachers-Other Instruction	\$139.00	\$63.73	\$75.27		
			24308 - CRRSA, ESSER II	1000 - Instruction	51300 - Additional Compensation	4010 - Bilingual Education Programs	1413 - Teachers-Early Childhood Ed	\$0.00	\$0.00	\$0.00
							1416 - Teachers-Other Instruction	\$0.00	\$0.00	\$0.00
					52111 - Educational Retirement	4010 - Bilingual Education Programs	1413 - Teachers-Early Childhood Ed	\$0.00	\$0.00	\$0.00
	1416 - Teachers-Other Instruction	\$0.00					\$0.00	\$0.00		
	52112 - ERA - Retiree Health	4010 - Bilingual Education Programs			1413 - Teachers-Early Childhood Ed	\$0.00	\$0.00	\$0.00		
					1416 - Teachers-Other Instruction	\$0.00	\$0.00	\$0.00		
	52210 - FICA Payments	4010 - Bilingual Education Programs			1413 - Teachers-Early Childhood Ed	\$0.00	\$0.00	\$0.00		
					1416 - Teachers-Other Instruction	\$0.00	\$0.00	\$0.00		
	52220 - Medicare Payments	4010 - Bilingual Education Programs			1413 - Teachers-Early Childhood Ed	\$0.00	\$0.00	\$0.00		
					1416 - Teachers-Other Instruction	\$0.00	\$0.00	\$0.00		
	24330 - 24330 - ARP ESSER III	1000 - Instruction			51300 - Additional Compensation	4010 - Bilingual Education Programs	1413 - Teachers-Early Childhood Ed	\$2,000.00	\$245.00	\$1,755.00
							1416 - Teachers-Other Instruction	\$33,592.00	\$1,312.50	\$32,279.50
			52111 - Educational Retirement	4010 - Bilingual Education Programs	1413 - Teachers-Early Childhood Ed	\$858.00	\$42.01	\$815.99		
					1416 - Teachers-Other Instruction	\$4,336.00	\$225.11	\$4,110.89		

Budget Entity	Fund List	Function List	Object List	Program List	Job Class List	Budget (plan)	Actuals (Reality)	Difference		
Ruidoso Municipal Schools			52112 - ERA - Retiree Health	4010 - Bilingual Education Programs	1413 - Teachers-Early Childhood Ed	\$100.00	\$4.90	\$95.10		
					1416 - Teachers-Other Instruction	\$220.00	\$26.25	\$193.75		
			52210 - FICA Payments	4010 - Bilingual Education Programs	1413 - Teachers-Early Childhood Ed	\$310.00	\$15.20	\$294.80		
					1416 - Teachers-Other Instruction	\$162.00	\$81.41	\$80.59		
			52220 - Medicare Payments	4010 - Bilingual Education Programs	1413 - Teachers-Early Childhood Ed	\$73.00	\$3.55	\$69.45		
					1416 - Teachers-Other Instruction	\$212.00	\$19.04	\$192.96		
			27126 - Community Schools Planning Grant	1000 - Instruction	51300 - Additional Compensation	4010 - Bilingual Education Programs	1416 - Teachers-Other Instruction	\$0.00	\$35.00	-\$35.00
					52111 - Educational Retirement	4010 - Bilingual Education Programs	1416 - Teachers-Other Instruction	\$0.00	\$6.00	-\$6.00
					52112 - ERA - Retiree Health	4010 - Bilingual Education Programs	1416 - Teachers-Other Instruction	\$0.00	\$0.70	-\$0.70
					52210 - FICA Payments	4010 - Bilingual Education Programs	1416 - Teachers-Other Instruction	\$0.00	\$2.17	-\$2.17
					52220 - Medicare Payments	4010 - Bilingual Education Programs	1416 - Teachers-Other Instruction	\$0.00	\$0.51	-\$0.51
			27412 - At-Risk Intervention Response Fund (AIR)	1000 - Instruction	51300 - Additional Compensation	4010 - Bilingual Education Programs	1416 - Teachers-Other Instruction	\$100.00	\$70.00	\$30.00
	52111 - Educational Retirement	4010 - Bilingual Education Programs			1416 - Teachers-Other Instruction	\$0.00	\$12.00	-\$12.00		
	52112 - ERA - Retiree Health	4010 - Bilingual Education Programs			1416 - Teachers-Other Instruction	\$0.00	\$1.40	-\$1.40		
	52210 - FICA Payments	4010 - Bilingual Education Programs			1416 - Teachers-Other Instruction	\$0.00	\$4.34	-\$4.34		
	52220 - Medicare Payments	4010 - Bilingual Education Programs			1416 - Teachers-Other Instruction	\$0.00	\$1.02	-\$1.02		
					\$91,847.00	\$41,156.91	\$50,690.09			
	24154 - Teacher/Principal Training & Recruiting	1000 - Instruction		51300 - Additional Compensation	4010 - Bilingual Education Programs	1416 - Teachers-Other Instruction	\$3,000.00	\$5,429.67	-\$2,429.67	
				52111 - Educational Retirement	4010 - Bilingual Education Programs	1416 - Teachers-Other Instruction	\$0.00	\$931.19	-\$931.19	
			52112 - ERA - Retiree Health	4010 - Bilingual Education Programs	1416 - Teachers-Other Instruction	\$0.00	\$108.61	-\$108.61		

Budget Entity	Fund List	Function List	Object List	Program List	Job Class List	Budget (plan)	Actuals (Reality)	Difference	
			52210 - FICA Payments	4010 - Bilingual Education Programs	1416 - Teachers-Other Instruction	\$0.00	\$332.48	-\$332.48	
			52220 - Medicare Payments	4010 - Bilingual Education Programs	1416 - Teachers-Other Instruction	\$0.00	\$77.77	-\$77.77	
	24160 - Rural & Low-Income Schools	1000 - Instruction	51300 - Additional Compensation	4010 - Bilingual Education Programs	1416 - Teachers-Other Instruction	\$5,350.00	\$0.00	\$5,350.00	
			52111 - Educational Retirement	4010 - Bilingual Education Programs	1416 - Teachers-Other Instruction	\$970.00	\$0.00	\$970.00	
			52112 - ERA - Retiree Health	4010 - Bilingual Education Programs	1416 - Teachers-Other Instruction	\$107.00	\$0.00	\$107.00	
			52210 - FICA Payments	4010 - Bilingual Education Programs	1416 - Teachers-Other Instruction	\$332.00	\$0.00	\$332.00	
			52220 - Medicare Payments	4010 - Bilingual Education Programs	1416 - Teachers-Other Instruction	\$78.00	\$0.00	\$78.00	
	24308 - CRRSA, ESSER II	1000 - Instruction	51300 - Additional Compensation	4010 - Bilingual Education Programs	1416 - Teachers-Other Instruction	\$0.00	\$0.00	\$0.00	
	24330 - 24330 - ARP ESSER III	1000 - Instruction	51300 - Additional Compensation	4010 - Bilingual Education Programs	1416 - Teachers-Other Instruction	\$12,000.00	\$0.00	\$12,000.00	
			52912 - Employee Assistance Programs	4010 - Bilingual Education Programs	1416 - Teachers-Other Instruction	\$0.00	\$5,221.88	-\$5,221.88	
	27407 - Family Income Index	1000 - Instruction	51300 - Additional Compensation	4010 - Bilingual Education Programs	1416 - Teachers-Other Instruction	\$3,800.00	\$0.00	\$3,800.00	
							\$25,637.00	\$12,101.60	\$13,535.40
	Santa Fe Public Schools	27149 - PreK Initiative	1000 - Instruction	51100 - Salaries Expense	4010 - Bilingual Education Programs	1414 - Teachers-Preschool (exclude Special Ed)	\$52,000.00	\$165,475.00	-\$113,475.00
						1714 - Instructional Assistants - Preschool	\$0.00	\$33,430.00	-\$33,430.00
51300 - Additional Compensation				4010 - Bilingual Education Programs	1414 - Teachers-Preschool (exclude Special Ed)	\$1,000.00	\$142.93	\$857.07	
					1714 - Instructional Assistants - Preschool	\$0.00	\$0.00	\$0.00	
52111 - Educational Retirement				4010 - Bilingual Education Programs	1414 - Teachers-Preschool (exclude Special Ed)	\$32,300.00	\$28,403.52	\$3,896.48	
					1714 - Instructional Assistants - Preschool	\$7,000.00	\$5,733.24	\$1,266.76	
52112 - ERA - Retiree Health				4010 - Bilingual Education Programs	1414 - Teachers-Preschool (exclude Special Ed)	\$4,000.00	\$3,312.46	\$687.54	
					1714 - Instructional Assistants - Preschool	\$1,200.00	\$668.63	\$531.37	

Budget Entity	Fund List	Function List	Object List	Program List	Job Class List	Budget (plan)	Actuals (Reality)	Difference
			52210 - FICA Payments	4010 - Bilingual Education Programs	1414 - Teachers-Preschool (exclude Special Ed)	\$12,000.00	\$9,871.89	\$2,128.11
					1714 - Instructional Assistants - Preschool	\$3,500.00	\$2,072.71	\$1,427.29
			52220 - Medicare Payments	4010 - Bilingual Education Programs	1414 - Teachers-Preschool (exclude Special Ed)	\$2,950.00	\$2,308.70	\$641.30
					1714 - Instructional Assistants - Preschool	\$650.00	\$484.74	\$165.26
			52311 - Health and Medical Premiums	4010 - Bilingual Education Programs	1414 - Teachers-Preschool (exclude Special Ed)	\$20,000.00	\$17,180.76	\$2,819.24
					1714 - Instructional Assistants - Preschool	\$18,000.00	\$0.00	\$18,000.00
			52312 - Life	4010 - Bilingual Education Programs	1414 - Teachers-Preschool (exclude Special Ed)	\$128.00	\$126.72	\$1.28
					1714 - Instructional Assistants - Preschool	\$114.00	\$56.76	\$57.24
			52313 - Dental	4010 - Bilingual Education Programs	1414 - Teachers-Preschool (exclude Special Ed)	\$800.00	\$635.37	\$164.63
					1714 - Instructional Assistants - Preschool	\$800.00	\$0.00	\$800.00
			52314 - Vision	4010 - Bilingual Education Programs	1414 - Teachers-Preschool (exclude Special Ed)	\$182.00	\$101.76	\$80.24
					1714 - Instructional Assistants - Preschool	\$170.00	\$0.00	\$170.00
			52315 - Disability	4010 - Bilingual Education Programs	1414 - Teachers-Preschool (exclude Special Ed)	\$100.00	\$0.00	\$100.00
			52710 - Workers Compensation Premium	4010 - Bilingual Education Programs	1414 - Teachers-Preschool (exclude Special Ed)	\$2,600.00	\$2,266.00	\$334.00
					1714 - Instructional Assistants - Preschool	\$700.00	\$459.00	\$241.00
			52720 - Workers Compensation Employer's Fee	4010 - Bilingual Education Programs	1414 - Teachers-Preschool (exclude Special Ed)	\$80.00	\$27.60	\$52.40
1714 - Instructional Assistants - Preschool	\$40.00	\$11.50			\$28.50			
						\$160,314.00	\$272,769.29	-\$112,455.29
T or C Municipal Schools	24103 - Education of Migratory Children, Title I Part C	1000 - Instruction	51100 - Salaries Expense	4010 - Bilingual Education Programs	1711 - Instructional Assistants - Grades 1-12	\$12,000.00	\$12,000.00	\$0.00
			52111 - Educational Retirement	4010 - Bilingual Education Programs	1711 - Instructional Assistants - Grades 1-12	\$2,058.00	\$2,058.00	\$0.00
			52112 - ERA - Retiree Health	4010 - Bilingual Education Programs	1711 - Instructional Assistants - Grades 1-12	\$240.00	\$240.00	\$0.00

Budget Entity	Fund List	Function List	Object List	Program List	Job Class List	Budget (plan)	Actuals (Reality)	Difference
			52210 - FICA Payments	4010 - Bilingual Education Programs	1711 - Instructional Assistants - Grades 1-12	\$744.00	\$564.45	\$179.55
			52220 - Medicare Payments	4010 - Bilingual Education Programs	1711 - Instructional Assistants - Grades 1-12	\$174.00	\$131.96	\$42.04
			52311 - Health and Medical Premiums	4010 - Bilingual Education Programs	1711 - Instructional Assistants - Grades 1-12	\$0.00	\$0.00	\$0.00
			52312 - Life	4010 - Bilingual Education Programs	1711 - Instructional Assistants - Grades 1-12	\$15.00	\$0.00	\$15.00
			52720 - Workers Compensation Employer's Fee	4010 - Bilingual Education Programs	1711 - Instructional Assistants - Grades 1-12	\$10.00	\$0.00	\$10.00
						\$15,241.00	\$14,994.41	\$246.59
Taos Integrated School of the Arts	24330 - 24330 - ARP ESSER III	1000 - Instruction	51100 - Salaries Expense	4010 - Bilingual Education Programs	1411 - Teachers-Grades 1-12	\$0.00	\$0.00	\$0.00
			52111 - Educational Retirement	4010 - Bilingual Education Programs	1411 - Teachers-Grades 1-12	\$0.00	\$0.00	\$0.00
			52112 - ERA - Retiree Health	4010 - Bilingual Education Programs	1411 - Teachers-Grades 1-12	\$0.00	\$0.00	\$0.00
					1624 - Activities Salary	\$0.00	\$0.00	\$0.00
			52210 - FICA Payments	4010 - Bilingual Education Programs	1411 - Teachers-Grades 1-12	\$0.00	\$0.00	\$0.00
			52220 - Medicare Payments	4010 - Bilingual Education Programs	1411 - Teachers-Grades 1-12	\$0.00	\$0.00	\$0.00
			52500 - Unemployment Compensation	4010 - Bilingual Education Programs	1411 - Teachers-Grades 1-12	\$0.00	\$0.00	\$0.00
						\$0.00	\$0.00	\$0.00
Taos International School	24308 - CRRSA, ESSER II	1000 - Instruction	51100 - Salaries Expense	4010 - Bilingual Education Programs	1411 - Teachers-Grades 1-12	\$31,718.13	\$70,065.00	-\$38,346.87
			52111 - Educational Retirement	4010 - Bilingual Education Programs	1411 - Teachers-Grades 1-12	\$0.00	\$12,016.15	-\$12,016.15
			52112 - ERA - Retiree Health	4010 - Bilingual Education Programs	1411 - Teachers-Grades 1-12	\$0.00	\$1,401.39	-\$1,401.39
			52210 - FICA Payments	4010 - Bilingual Education Programs	1411 - Teachers-Grades 1-12	\$0.00	\$3,733.26	-\$3,733.26
			52220 - Medicare Payments	4010 - Bilingual Education Programs	1411 - Teachers-Grades 1-12	\$0.00	\$873.16	-\$873.16
			52311 - Health and Medical Premiums	4010 - Bilingual Education Programs	1411 - Teachers-Grades 1-12	\$0.00	\$13,259.61	-\$13,259.61
			52312 - Life	4010 - Bilingual Education Programs	1411 - Teachers-Grades 1-12	\$0.00	\$63.12	-\$63.12

Budget Entity	Fund List	Function List	Object List	Program List	Job Class List	Budget (plan)	Actuals (Reality)	Difference
			52313 - Dental	4010 - Bilingual Education Programs	1411 - Teachers-Grades 1-12	\$0.00	\$615.84	-\$615.84
			52314 - Vision	4010 - Bilingual Education Programs	1411 - Teachers-Grades 1-12	\$0.00	\$101.76	-\$101.76
			52500 - Unemployment Compensation	4010 - Bilingual Education Programs	1411 - Teachers-Grades 1-12	\$0.00	\$85.78	-\$85.78
			52710 - Workers Compensation Premium	4010 - Bilingual Education Programs	1411 - Teachers-Grades 1-12	\$0.00	\$9.20	-\$9.20
						\$31,718.13	\$102,224.27	-\$70,506.14
Taos Municipal Schools	24330 - 24330 - ARP ESSER III	1000 - Instruction	51100 - Salaries Expense	4010 - Bilingual Education Programs	1411 - Teachers-Grades 1-12	\$0.00	\$61,271.23	-\$61,271.23
			52111 - Educational Retirement	4010 - Bilingual Education Programs	1411 - Teachers-Grades 1-12	\$0.00	\$10,507.96	-\$10,507.96
			52112 - ERA - Retiree Health	4010 - Bilingual Education Programs	1411 - Teachers-Grades 1-12	\$0.00	\$1,225.49	-\$1,225.49
			52210 - FICA Payments	4010 - Bilingual Education Programs	1411 - Teachers-Grades 1-12	\$0.00	\$3,643.63	-\$3,643.63
			52220 - Medicare Payments	4010 - Bilingual Education Programs	1411 - Teachers-Grades 1-12	\$0.00	\$852.17	-\$852.17
			52311 - Health and Medical Premiums	4010 - Bilingual Education Programs	1411 - Teachers-Grades 1-12	\$0.00	\$3,757.14	-\$3,757.14
			52312 - Life	4010 - Bilingual Education Programs	1411 - Teachers-Grades 1-12	\$0.00	\$63.12	-\$63.12
			52315 - Disability	4010 - Bilingual Education Programs	1411 - Teachers-Grades 1-12	\$0.00	\$157.32	-\$157.32
			52720 - Workers Compensation Employer's Fee	4010 - Bilingual Education Programs	1411 - Teachers-Grades 1-12	\$0.00	\$9.20	-\$9.20
								\$0.00
Tatum Municipal Schools	25233 - Rural Education Achievement Program	1000 - Instruction	51100 - Salaries Expense	4010 - Bilingual Education Programs	1416 - Teachers-Other Instruction	\$0.00	\$25,872.53	-\$25,872.53
			52111 - Educational Retirement	4010 - Bilingual Education Programs	1416 - Teachers-Other Instruction	\$0.00	\$4,437.15	-\$4,437.15
			52112 - ERA - Retiree Health	4010 - Bilingual Education Programs	1416 - Teachers-Other Instruction	\$0.00	\$517.42	-\$517.42
			52210 - FICA Payments	4010 - Bilingual Education Programs	1416 - Teachers-Other Instruction	\$0.00	\$1,518.87	-\$1,518.87
			52220 - Medicare Payments	4010 - Bilingual Education Programs	1416 - Teachers-Other Instruction	\$0.00	\$355.16	-\$355.16
			52311 - Health and Medical Premiums	4010 - Bilingual Education Programs	1416 - Teachers-Other Instruction	\$100.00	\$1,982.58	-\$1,882.58

Budget Entity	Fund List	Function List	Object List	Program List	Job Class List	Budget (plan)	Actuals (Reality)	Difference
			52312 - Life	4010 - Bilingual Education Programs	1416 - Teachers-Other Instruction	\$50.00	\$20.21	\$29.79
			52313 - Dental	4010 - Bilingual Education Programs	1416 - Teachers-Other Instruction	\$50.00	\$65.93	-\$15.93
			52314 - Vision	4010 - Bilingual Education Programs	1416 - Teachers-Other Instruction	\$0.00	\$14.45	-\$14.45
			52315 - Disability	4010 - Bilingual Education Programs	1416 - Teachers-Other Instruction	\$50.00	\$83.92	-\$33.92
			52720 - Workers Compensation Employer's Fee	4010 - Bilingual Education Programs	1416 - Teachers-Other Instruction	\$0.00	\$3.15	-\$3.15
								\$250.00
Tierra Adentro of New Mexico	24154 - Teacher/ Principal Training & Recruiting	1000 - Instruction	51300 - Additional Compensation	4010 - Bilingual Education Programs	1416 - Teachers-Other Instruction	\$0.00	\$466.00	-\$466.00
			52111 - Educational Retirement	4010 - Bilingual Education Programs	1416 - Teachers-Other Instruction	\$0.00	\$79.92	-\$79.92
			52112 - ERA - Retiree Health	4010 - Bilingual Education Programs	1416 - Teachers-Other Instruction	\$0.00	\$9.32	-\$9.32
			52210 - FICA Payments	4010 - Bilingual Education Programs	1416 - Teachers-Other Instruction	\$0.00	\$28.90	-\$28.90
			52220 - Medicare Payments	4010 - Bilingual Education Programs	1416 - Teachers-Other Instruction	\$0.00	\$6.76	-\$6.76
			52500 - Unemployment Compensation	4010 - Bilingual Education Programs	1416 - Teachers-Other Instruction	\$0.00	\$0.77	-\$0.77
					\$0.00	\$591.67	-\$591.67	
Vista Grande High School	27150 - Indian Education Act	1000 - Instruction	51100 - Salaries Expense	4010 - Bilingual Education Programs	1416 - Teachers-Other Instruction	\$51,030.00	\$44,007.67	\$7,022.33
			52111 - Educational Retirement	4010 - Bilingual Education Programs	1416 - Teachers-Other Instruction	\$8,752.00	\$7,547.32	\$1,204.68
			52112 - ERA - Retiree Health	4010 - Bilingual Education Programs	1416 - Teachers-Other Instruction	\$1,021.00	\$880.15	\$140.85
			52210 - FICA Payments	4010 - Bilingual Education Programs	1416 - Teachers-Other Instruction	\$3,164.00	\$1,902.97	\$1,261.03
			52220 - Medicare Payments	4010 - Bilingual Education Programs	1416 - Teachers-Other Instruction	\$740.00	\$1,343.04	-\$603.04
			52311 - Health and Medical Premiums	4010 - Bilingual Education Programs	1416 - Teachers-Other Instruction	\$6,195.00	\$2,308.46	\$3,886.54
			52312 - Life	4010 - Bilingual Education Programs	1416 - Teachers-Other Instruction	\$64.00	\$60.21	\$3.79
			52313 - Dental	4010 - Bilingual Education Programs	1416 - Teachers-Other Instruction	\$120.00	\$38.61	\$81.39

Budget Entity	Fund List	Function List	Object List	Program List	Job Class List	Budget (plan)	Actuals (Reality)	Difference
			52314 - Vision	4010 - Bilingual Education Programs	1416 - Teachers-Other Instruction	\$48.00	\$16.92	\$31.08
			52500 - Unemployment Compensation	4010 - Bilingual Education Programs	1416 - Teachers-Other Instruction	\$236.00	\$113.29	\$122.71
			52710 - Workers Compensation Premium	4010 - Bilingual Education Programs	1416 - Teachers-Other Instruction	\$10.00	\$9.20	\$0.80
						\$71,380.00	\$58,227.84	\$13,152.16
Wagon Mound Public Schools	24330 - 24330 - ARP ESSER III	1000 - Instruction	51300 - Additional Compensation	4010 - Bilingual Education Programs	1411 - Teachers-Grades 1-12	\$1,500.00	\$1,500.00	\$0.00
			52111 - Educational Retirement	4010 - Bilingual Education Programs	1411 - Teachers-Grades 1-12	\$258.00	\$257.25	\$0.75
			52112 - ERA - Retiree Health	4010 - Bilingual Education Programs	1411 - Teachers-Grades 1-12	\$30.00	\$30.00	\$0.00
			52210 - FICA Payments	4010 - Bilingual Education Programs	1411 - Teachers-Grades 1-12	\$93.00	\$93.00	\$0.00
			52220 - Medicare Payments	4010 - Bilingual Education Programs	1411 - Teachers-Grades 1-12	\$22.00	\$21.75	\$0.25
								\$1,903.00
Zuni Public School District	24101 - Title I Part A - ESEA	1000 - Instruction	51100 - Salaries Expense	4010 - Bilingual Education Programs	1714 - Instructional Assistants - Preschool	\$0.00	\$3,612.00	-\$3,612.00
			52111 - Educational Retirement	4010 - Bilingual Education Programs	1714 - Instructional Assistants - Preschool	\$0.00	\$619.55	-\$619.55
			52112 - ERA - Retiree Health	4010 - Bilingual Education Programs	1714 - Instructional Assistants - Preschool	\$0.00	\$72.28	-\$72.28
			52210 - FICA Payments	4010 - Bilingual Education Programs	1714 - Instructional Assistants - Preschool	\$0.00	\$223.86	-\$223.86
			52220 - Medicare Payments	4010 - Bilingual Education Programs	1714 - Instructional Assistants - Preschool	\$0.00	\$52.26	-\$52.26
			52312 - Life	4010 - Bilingual Education Programs	1714 - Instructional Assistants - Preschool	\$0.00	\$4.02	-\$4.02
			52720 - Workers Compensation Employer's Fee	4010 - Bilingual Education Programs	1714 - Instructional Assistants - Preschool	\$0.00	\$0.58	-\$0.58
	25147 - Impact Aid Indian Education	1000 - Instruction	51100 - Salaries Expense	4010 - Bilingual Education Programs	1416 - Teachers-Other Instruction	\$0.00	\$43,759.18	-\$43,759.18
			52111 - Educational Retirement	4010 - Bilingual Education Programs	1416 - Teachers-Other Instruction	\$0.00	\$7,504.64	-\$7,504.64
			52112 - ERA - Retiree Health	4010 - Bilingual Education Programs	1416 - Teachers-Other Instruction	\$0.00	\$875.25	-\$875.25

Budget Entity	Fund List	Function List	Object List	Program List	Job Class List	Budget (plan)	Actuals (Reality)	Difference
			52210 - FICA Payments	4010 - Bilingual Education Programs	1416 - Teachers-Other Instruction	\$0.00	\$2,336.47	-\$2,336.47
			52220 - Medicare Payments	4010 - Bilingual Education Programs	1416 - Teachers-Other Instruction	\$0.00	\$546.37	-\$546.37
			52312 - Life	4010 - Bilingual Education Programs	1416 - Teachers-Other Instruction	\$0.00	\$42.99	-\$42.99
			52314 - Vision	4010 - Bilingual Education Programs	1416 - Teachers-Other Instruction	\$0.00	\$5.25	-\$5.25
			52720 - Workers Compensation Employer's Fee	4010 - Bilingual Education Programs	1416 - Teachers-Other Instruction	\$0.00	\$11.62	-\$11.62
	27150 - Indian Education Act	1000 - Instruction	51100 - Salaries Expense	4010 - Bilingual Education Programs	1416 - Teachers-Other Instruction	\$300,000.00	\$304,558.57	-\$4,558.57
			52111 - Educational Retirement	4010 - Bilingual Education Programs	1416 - Teachers-Other Instruction	\$51,450.00	\$44,472.83	\$6,977.17
			52112 - ERA - Retiree Health	4010 - Bilingual Education Programs	1416 - Teachers-Other Instruction	\$6,000.00	\$5,661.09	\$338.91
			52210 - FICA Payments	4010 - Bilingual Education Programs	1416 - Teachers-Other Instruction	\$18,600.00	\$17,317.94	\$1,282.06
			52220 - Medicare Payments	4010 - Bilingual Education Programs	1416 - Teachers-Other Instruction	\$4,350.00	\$4,050.25	\$299.75
			52312 - Life	4010 - Bilingual Education Programs	1416 - Teachers-Other Instruction	\$324.00	\$324.37	-\$0.37
			52314 - Vision	4010 - Bilingual Education Programs	1416 - Teachers-Other Instruction	\$0.00	\$21.28	-\$21.28
			52710 - Workers Compensation Premium	4010 - Bilingual Education Programs	1416 - Teachers-Other Instruction	\$0.00	\$4,272.90	-\$4,272.90
			52720 - Workers Compensation Employer's Fee	4010 - Bilingual Education Programs	1416 - Teachers-Other Instruction	\$0.00	\$44.77	-\$44.77
	27411 - Native American Language Certificate Salaries	1000 - Instruction	51100 - Salaries Expense	4010 - Bilingual Education Programs	1416 - Teachers-Other Instruction	\$143,584.00	\$144,651.76	-\$1,067.76
			52111 - Educational Retirement	4010 - Bilingual Education Programs	1416 - Teachers-Other Instruction	\$24,625.00	\$24,515.20	\$109.80
			52112 - ERA - Retiree Health	4010 - Bilingual Education Programs	1416 - Teachers-Other Instruction	\$2,872.00	\$2,859.10	\$12.90
			52210 - FICA Payments	4010 - Bilingual Education Programs	1416 - Teachers-Other Instruction	\$8,902.00	\$6,319.30	\$2,582.70
			52220 - Medicare Payments	4010 - Bilingual Education Programs	1416 - Teachers-Other Instruction	\$2,081.00	\$1,477.96	\$603.04

Budget Entity	Fund List	Function List	Object List	Program List	Job Class List	Budget (plan)	Actuals (Reality)	Difference
			52312 - Life	4010 - Bilingual Education Programs	1416 - Teachers-Other Instruction	\$80.00	\$169.05	-\$89.05
			52314 - Vision	4010 - Bilingual Education Programs	1416 - Teachers-Other Instruction	\$0.00	\$32.76	-\$32.76
			52710 - Workers Compensation Premium	4010 - Bilingual Education Programs	1416 - Teachers-Other Instruction	\$0.00	\$2,096.54	-\$2,096.54
			52720 - Workers Compensation Employer's Fee	4010 - Bilingual Education Programs	1416 - Teachers-Other Instruction	\$0.00	\$22.33	-\$22.33
						\$562,868.00	\$622,534.32	-\$59,666.32
Grand Total						\$9,180,859.54	\$9,251,685.50	-\$70,825.96

The Following Table shows the breakdown provided by districts/charters and what was budgeted for the 2400 Function in Supporting Services for School Administration to Bilingual Multicultural Education Programs

Budget Entity	Fund List	Function List	Object List	Program List	Job Class List	Budget (Plan)	Actuals (Reality)	Difference
Albuquerque Public Schools	11000 - Operational	2400 - Support Services-School Administration	51100 - Salaries Expense	4010 - Bilingual Education Programs	1112 - Principals	\$263,226.00	\$229,528.39	\$33,697.61
			52111 - Educational Retirement	4010 - Bilingual Education Programs	1112 - Principals	\$45,142.00	\$39,200.44	\$5,941.56
			52112 - ERA - Retiree Health	4010 - Bilingual Education Programs	1112 - Principals	\$5,309.00	\$4,571.48	\$737.52
			52210 - FICA Payments	4010 - Bilingual Education Programs	1112 - Principals	\$15,529.00	\$13,347.87	\$2,181.13
			52220 - Medicare Payments	4010 - Bilingual Education Programs	1112 - Principals	\$3,632.00	\$3,121.67	\$510.33
			52311 - Health and Medical Premiums	4010 - Bilingual Education Programs	1112 - Principals	\$27,148.00	\$18,204.42	\$8,943.58
			52312 - Life	4010 - Bilingual Education Programs	1112 - Principals	\$536.00	\$347.00	\$189.00
			52313 - Dental	4010 - Bilingual Education Programs	1112 - Principals	\$2,023.00	\$2,079.09	-\$56.09
			52314 - Vision	4010 - Bilingual Education Programs	1112 - Principals	\$301.00	\$315.18	-\$14.18
			52315 - Disability	4010 - Bilingual Education Programs	1112 - Principals	\$149.00	\$244.72	-\$95.72
			52500 - Unemployment Compensation	4010 - Bilingual Education Programs	1112 - Principals	\$102.00	\$137.14	-\$35.14
			52720 - Workers Compensation Employer's Fee	4010 - Bilingual Education Programs	1112 - Principals	\$58.00	\$20.32	\$37.68

Budget Entity	Fund List	Function List	Object List	Program List	Job Class List	Budget (Plan)	Actuals (Reality)	Difference
			52730 - Workers Compensation (Self Insured)	4010 - Bilingual Education Programs	1112 - Principals	\$1,518.00	\$2,697.06	-\$1,179.06
				4010 - Bilingual Education Programs	1112 - Principals	\$0.00	\$0.00	\$0.00
				4010 - Bilingual Education Programs	1112 - Principals	\$0.00	\$0.00	\$0.00
						\$364,673.00	\$313,814.78	\$50,858.22
Bloomfield Schools	11000 - Operational	2400 - Support Services-School Administration	51200 - Overtime Expense	4010 - Bilingual Education Programs	1112 - Principals	\$2,000.00	\$0.00	\$2,000.00
			51200 - Overtime Expense	4010 - Bilingual Education Programs	1112 - Principals	\$0.00	\$0.00	\$0.00
						\$2,000.00	\$0.00	\$2,000.00
Las Vegas City Schools	11000 - Operational	2400 - Support Services-School Administration	51100 - Salaries Expense	4010 - Bilingual Education Programs	1112 - Principals	\$0.00	\$37,797.22	-\$37,797.22
			52111 - Educational Retirement	4010 - Bilingual Education Programs	1112 - Principals	\$0.00	\$6,482.22	-\$6,482.22
			52112 - ERA - Retiree Health	4010 - Bilingual Education Programs	1112 - Principals	\$0.00	\$755.82	-\$755.82
			52210 - FICA Payments	4010 - Bilingual Education Programs	1112 - Principals	\$0.00	\$2,102.97	-\$2,102.97
			52220 - Medicare Payments	4010 - Bilingual Education Programs	1112 - Principals	\$0.00	\$491.80	-\$491.80
			52311 - Health and Medical Premiums	4010 - Bilingual Education Programs	1112 - Principals	\$0.00	\$5,260.14	-\$5,260.14
			52312 - Life	4010 - Bilingual Education Programs	1112 - Principals	\$0.00	\$23.76	-\$23.76
			52313 - Dental	4010 - Bilingual Education Programs	1112 - Principals	\$0.00	\$230.94	-\$230.94
			52314 - Vision	4010 - Bilingual Education Programs	1112 - Principals	\$0.00	\$38.16	-\$38.16
			52720 - Workers Compensation Employer's Fee	4010 - Bilingual Education Programs	1112 - Principals	\$0.00	\$2.18	-\$2.18
			52720 - Workers Compensation Employer's Fee	4010 - Bilingual Education Programs	1112 - Principals	\$0.00	\$0.00	\$0.00
			52720 - Workers Compensation Employer's Fee	4010 - Bilingual Education Programs	1112 - Principals	\$0.00	\$0.00	\$0.00
						\$0.00	\$53,185.21	-\$53,185.21
Pojoaque Valley Schools	11000 - Operational		51300 - Additional Compensation	4010 - Bilingual Education Programs	1112 - Principals	\$3,000.00	\$3,524.35	-\$524.35

Budget Entity	Fund List	Function List	Object List	Program List	Job Class List	Budget (Plan)	Actuals (Reality)	Difference
		2400 - Support Services-School Administration	52111 - Educational Retirement	4010 - Bilingual Education Programs	1112 - Principals	\$0.00	\$514.50	-\$514.50
			52112 - ERA - Retiree Health	4010 - Bilingual Education Programs	1112 - Principals	\$0.00	\$60.00	-\$60.00
			52210 - FICA Payments	4010 - Bilingual Education Programs	1112 - Principals	\$0.00	\$186.00	-\$186.00
			52220 - Medicare Payments	4010 - Bilingual Education Programs	1112 - Principals	\$0.00	\$43.50	-\$43.50
			52220 - Medicare Payments	4010 - Bilingual Education Programs	1112 - Principals	\$0.00	\$0.00	\$0.00
			52220 - Medicare Payments	4010 - Bilingual Education Programs	1112 - Principals	\$0.00	\$0.00	\$0.00
Raices Del Saber Xinachtli Comm School	11000 - Operational	2400 - Support Services-School Administration	51300 - Additional Compensation	4010 - Bilingual Education Programs	1112 - Principals	\$2,439.00	\$0.00	\$2,439.00
			51300 - Additional Compensation	4010 - Bilingual Education Programs	1112 - Principals	\$0.00	\$0.00	\$0.00
Grand Total						\$372,112.00	\$371,328.34	\$783.66

The Following Table shows the breakdown provided by districts/charters and what was allocated for the 2100 Function for Support Services for Students provided for the Bilingual Multicultural Education Program, along with Actuals, and differences.

Budget Entity	Fund List	Function List	Object List	Program List	Job Class List	Budget (Plan)	Actuals (Reality)	Difference
Albuquerque Public Schools	11000 - Operational	2100 - Support Services-Students	51100 - Salaries Expense	4010 - Bilingual Education Programs	1211 - Coordinator/Subject Matter Specialist	\$30,000.00	\$0.00	\$30,000.00
				4010 - Bilingual Education Programs	1214 - Guidance Counselors/Social Workers	\$79,546.00	\$0.00	\$79,546.00
				4010 - Bilingual Education Programs	1218 - School/Student Support	\$105,267.00	\$0.00	\$105,267.00
			52111 - Educational Retirement	4010 - Bilingual Education Programs	1211 - Coordinator/Subject Matter Specialist	\$5,145.00	\$0.00	\$5,145.00
				4010 - Bilingual Education Programs	1214 - Guidance Counselors/Social Workers	\$13,642.00	\$0.00	\$13,642.00
				4010 - Bilingual Education Programs	1218 - School/Student Support	\$18,052.00	\$0.00	\$18,052.00
			52112 - ERA - Retiree Health	4010 - Bilingual Education Programs	1211 - Coordinator/Subject Matter Specialist	\$605.00	\$0.00	\$605.00

Budget Entity	Fund List	Function List	Object List	Program List	Job Class List	Budget (Plan)	Actuals (Reality)	Difference
				4010 - Bilingual Education Programs	1214 - Guidance Counselors/Social Workers	\$1,605.00	\$0.00	\$1,605.00
				4010 - Bilingual Education Programs	1218 - School/Student Support	\$2,123.00	\$0.00	\$2,123.00
			52210 - FICA Payments	4010 - Bilingual Education Programs	1211 - Coordinator/Subject Matter Specialist	\$1,770.00	\$0.00	\$1,770.00
				4010 - Bilingual Education Programs	1214 - Guidance Counselors/Social Workers	\$4,692.00	\$0.00	\$4,692.00
				4010 - Bilingual Education Programs	1218 - School/Student Support	\$6,209.00	\$0.00	\$6,209.00
			52220 - Medicare Payments	4010 - Bilingual Education Programs	1211 - Coordinator/Subject Matter Specialist	\$414.00	\$0.00	\$414.00
				4010 - Bilingual Education Programs	1214 - Guidance Counselors/Social Workers	\$1,098.00	\$0.00	\$1,098.00
				4010 - Bilingual Education Programs	1218 - School/Student Support	\$1,452.00	\$0.00	\$1,452.00
			52311 - Health and Medical Premiums	4010 - Bilingual Education Programs	1211 - Coordinator/Subject Matter Specialist	\$3,094.00	\$0.00	\$3,094.00
				4010 - Bilingual Education Programs	1214 - Guidance Counselors/Social Workers	\$8,203.00	\$0.00	\$8,203.00
				4010 - Bilingual Education Programs	1218 - School/Student Support	\$10,857.00	\$0.00	\$10,857.00
			52312 - Life	4010 - Bilingual Education Programs	1211 - Coordinator/Subject Matter Specialist	\$61.00	\$0.00	\$61.00
				4010 - Bilingual Education Programs	1214 - Guidance Counselors/Social Workers	\$163.00	\$0.00	\$163.00
				4010 - Bilingual Education Programs	1218 - School/Student Support	\$214.00	\$0.00	\$214.00
			52313 - Dental	4010 - Bilingual Education Programs	1211 - Coordinator/Subject Matter Specialist	\$231.00	\$0.00	\$231.00
				4010 - Bilingual Education Programs	1214 - Guidance Counselors/Social Workers	\$612.00	\$0.00	\$612.00
				4010 - Bilingual Education Programs	1218 - School/Student Support	\$810.00	\$0.00	\$810.00
			52314 - Vision	4010 - Bilingual Education Programs	1211 - Coordinator/Subject Matter Specialist	\$34.00	\$0.00	\$34.00
				4010 - Bilingual Education Programs	1214 - Guidance Counselors/Social Workers	\$90.00	\$0.00	\$90.00
				4010 - Bilingual Education Programs	1218 - School/Student Support	\$119.00	\$0.00	\$119.00
			52315 - Disability	4010 - Bilingual Education Programs	1211 - Coordinator/Subject Matter Specialist	\$17.00	\$0.00	\$17.00

Budget Entity	Fund List	Function List	Object List	Program List	Job Class List	Budget (Plan)	Actuals (Reality)	Difference			
				4010 - Bilingual Education Programs	1214 - Guidance Counselors/Social Workers	\$46.00	\$0.00	\$46.00			
				4010 - Bilingual Education Programs	1218 - School/Student Support	\$61.00	\$0.00	\$61.00			
			52500 - Unemployment Compensation	4010 - Bilingual Education Programs	1211 - Coordinator/Subject Matter Specialist	\$12.00	\$0.00	\$12.00			
				4010 - Bilingual Education Programs	1214 - Guidance Counselors/Social Workers	\$32.00	\$0.00	\$32.00			
				4010 - Bilingual Education Programs	1218 - School/Student Support	\$41.00	\$0.00	\$41.00			
			52720 - Workers Compensation Employer's Fee	4010 - Bilingual Education Programs	1211 - Coordinator/Subject Matter Specialist	\$6.00	\$0.00	\$6.00			
				4010 - Bilingual Education Programs	1214 - Guidance Counselors/Social Workers	\$17.00	\$0.00	\$17.00			
				4010 - Bilingual Education Programs	1218 - School/Student Support	\$24.00	\$0.00	\$24.00			
			52730 - Workers Compensation (Self Insured)	4010 - Bilingual Education Programs	1211 - Coordinator/Subject Matter Specialist	\$173.00	\$0.00	\$173.00			
				4010 - Bilingual Education Programs	1214 - Guidance Counselors/Social Workers	\$459.00	\$0.00	\$459.00			
				4010 - Bilingual Education Programs	1218 - School/Student Support	\$605.00	\$0.00	\$605.00			
									\$297,601.00	\$0.00	\$297,601.00
			Bernalillo Public School	11000 - Operational	2100 - Support Services-Students	51300 - Additional Compensation	4010 - Bilingual Education Programs	1214 - Guidance Counselors/Social Workers	\$0.00	\$750.00	-\$750.00
						\$0.00	\$750.00	-\$750.00			
Carlsbad Municipal Schools	11000 - Operational	2100 - Support Services-Students	51100 - Salaries Expense	4010 - Bilingual Education Programs	1211 - Coordinator/Subject Matter Specialist	\$0.00	\$95,900.00	-\$95,900.00			
			52111 - Educational Retirement	4010 - Bilingual Education Programs	1211 - Coordinator/Subject Matter Specialist	\$0.00	\$16,446.80	-\$16,446.80			
			52112 - ERA - Retiree Health	4010 - Bilingual Education Programs	1211 - Coordinator/Subject Matter Specialist	\$0.00	\$1,917.95	-\$1,917.95			
			52210 - FICA Payments	4010 - Bilingual Education Programs	1211 - Coordinator/Subject Matter Specialist	\$0.00	\$5,777.19	-\$5,777.19			
			52220 - Medicare Payments	4010 - Bilingual Education Programs	1211 - Coordinator/Subject Matter Specialist	\$0.00	\$1,351.14	-\$1,351.14			
			52311 - Health and Medical Premiums	4010 - Bilingual Education Programs	1211 - Coordinator/Subject Matter Specialist	\$0.00	\$15,587.32	-\$15,587.32			
			52312 - Life	4010 - Bilingual Education Programs	1211 - Coordinator/Subject Matter Specialist	\$0.00	\$63.12	-\$63.12			

Budget Entity	Fund List	Function List	Object List	Program List	Job Class List	Budget (Plan)	Actuals (Reality)	Difference
			52315 - Disability	4010 - Bilingual Education Programs	1211 - Coordinator/Subject Matter Specialist	\$0.00	\$310.10	-\$310.10
			52720 - Workers Compensation Employer's Fee	4010 - Bilingual Education Programs	1211 - Coordinator/Subject Matter Specialist	\$0.00	\$9.20	-\$9.20
						\$0.00	\$137,362.82	-\$137,362.82
NM International School	11000 - Operational	2100 - Support Services-Students	51100 - Salaries Expense	4010 - Bilingual Education Programs	1211 - Coordinator/Subject Matter Specialist	\$0.00	\$22,860.00	-\$22,860.00
			52111 - Educational Retirement	4010 - Bilingual Education Programs	1211 - Coordinator/Subject Matter Specialist	\$0.00	\$2,776.95	-\$2,776.95
			52112 - ERA - Retiree Health	4010 - Bilingual Education Programs	1211 - Coordinator/Subject Matter Specialist	\$0.00	\$323.85	-\$323.85
			52210 - FICA Payments	4010 - Bilingual Education Programs	1211 - Coordinator/Subject Matter Specialist	\$0.00	\$634.58	-\$634.58
			52220 - Medicare Payments	4010 - Bilingual Education Programs	1211 - Coordinator/Subject Matter Specialist	\$0.00	\$148.39	-\$148.39
			52312 - Life	4010 - Bilingual Education Programs	1211 - Coordinator/Subject Matter Specialist	\$0.00	\$23.14	-\$23.14
			52720 - Workers Compensation Employer's Fee	4010 - Bilingual Education Programs	1211 - Coordinator/Subject Matter Specialist	\$0.00	\$2.20	-\$2.20
								\$0.00
Pecos Cyber Academy	11000 - Operational	2100 - Support Services-Students	51300 - Additional Compensation	4010 - Bilingual Education Programs	1211 - Coordinator/Subject Matter Specialist	\$0.00	\$5,000.00	-\$5,000.00
			52111 - Educational Retirement	4010 - Bilingual Education Programs	1211 - Coordinator/Subject Matter Specialist	\$0.00	\$857.50	-\$857.50
			52112 - ERA - Retiree Health	4010 - Bilingual Education Programs	1211 - Coordinator/Subject Matter Specialist	\$0.00	\$100.00	-\$100.00
			52210 - FICA Payments	4010 - Bilingual Education Programs	1211 - Coordinator/Subject Matter Specialist	\$0.00	\$155.00	-\$155.00
			52220 - Medicare Payments	4010 - Bilingual Education Programs	1211 - Coordinator/Subject Matter Specialist	\$0.00	\$72.50	-\$72.50
			52500 - Unemployment Compensation	4010 - Bilingual Education Programs	1211 - Coordinator/Subject Matter Specialist	\$0.00	\$16.63	-\$16.63
								\$0.00
Raices Del Saber Xinachtli Comm School	11000 - Operational	2100 - Support Services-Students	51300 - Additional Compensation	4010 - Bilingual Education Programs	1211 - Coordinator/Subject Matter Specialist	\$7,500.00	\$0.00	\$7,500.00
						\$7,500.00	\$0.00	\$7,500.00
Grand Total						\$305,101.00	\$171,083.56	\$134,017.44