













NM-ASR Tools and Accommodations for Computer-Based Testing

The New Mexico Assessment of Science Readiness (NM-ASR) has tools available in Kite[®] Student Portal to help students. Universal tools are available to all students. Designated supports are available for use by any student with an identified need. Accommodations are only available to students who have a need identified in their Individual Education Plan (IEP), Section 504 plan, or English-Learner Plan (ELP). Accommodations and Designated Supports must be set up in [Kite Educator Portal](#) in the student's Personal Needs & Preferences Profile (see below).

Note: Some Accommodations and Designated Supports are available to students outside of Kite Student Portal (Non-Embedded Supports). Available tools may vary by grade. All tools and supports are usable on all supported devices.







Universal Tools Available to ALL Students

Icon	Tool	Description
	Breaks	Breaks may be given at predetermined intervals, or after the completion of a single testlet if multiple are being administered in one session.
	Eraser	Remove highlighting and striker marks from the screen.
	Expandable Stimulus / Question	Students can drag the divider bar or select options to display the question, the passage, or both in full screen.
	Guideline	Follows the pointer and lightly highlights the text of a reading passage line by line.
	Help	Help text bubble explaining how to answer the question based on the question type.
	Highlighter	Select text on the screen and highlight the selected text with a pink background.
	Keyboard Navigation	Displays keyboard location to user as they use standard keyboard options to navigate through interactive content.
	Mark for Review	Flags a question for later review.
	Notes	Displays a yellow rectangle on the screen to type notes about the test content and organize their thoughts.
	Periodic Table	Displays a standard periodic table with specific element information. For students taking the Grade 11 Paper Form, a printed version of the Period Table will be supplied.
	Pointer	Select content in the assessment.
	Pop-Up Glossary	View definitions of pre-selected, construct-relevant words. On Spanish forms, definitions will be given in Spanish. For students taking Paper Form, definitions are included as footnotes.
	Scratch Paper	Blank scratch paper or whiteboard/marker for use during the assessment. Scratch paper must be destroyed, and whiteboard must be erased when testing is complete.
	Screen Magnification	Magnify (Zoom) the screen 2.0X, 3.0X, 4.0X or 5.0X. <hr/> Note: Student must select magnification tool to turn this feature on.
	Separate Setting	Test location is altered so that the student is tested in a setting different from what is available for most students.

Icon	Tool	Description
	Sketch Pad	Draw in a window area, work with shapes and lines, add text, arrows, and colors.
	Spell Check	For constructed response items, students have access to spell checking tool that flags words that the student misspells within Kite Student Portal.
	Striker	Place a line through a multiple-choice answer choice to eliminate that choice.
	Text to Speech (TTS)*	Synthetic voice is available to read directions, stimulus, items, and response options aloud. <hr/> Note: This setting is available to all students. It does not need to be set in the PNP. <hr/>
	Writing Tools	For extended response items, students have access to standard writing tools such as bold, italics, underline, bullets, and numbering.


*Requires speakers or headsets.


Designated Supports Available to SOME Students who have an Identified Need

Icon	Tool	Description
	Auditory Calming*	Provides relaxing, peaceful music that plays in the background. Students have options of what music to play.
	Color Contrast	Sets a text color and background color (hex color codes) with options for grey/black, yellow/black, green/white, red/black, or custom.
	Color Overlay	Displays a light color background on the screen behind content with options for blue, yellow, grey, red, green, or custom.
	Magnification	The magnification setting enlarges the screen during an assessment to a default magnification level. Students also have the option to zoom in and out.
	Masking: Answer Choice or Custom	Displays a masked area on the screen. Answer choice masking inserts a masked area on all multiple-choice response options. Custom masking provides a tool for students to create their own masked areas. Students may remove masked areas by closing each box.
	Reverse Contrast	Sets the text color to white and the background color to black.

*Requires speakers or headsets.

Accommodations Available to Students who have an IEP, 504, or EL plan

Icon	Tool	Description
	American Sign Language (ASL)	View ASL videos of assessment content.
	ASL Interpreter	A human ASL interpreter is provided to the student to interpret items and responses.
	Braille Form (UEB with Nemeth)	Braille form that parallels the online form, includes tactile graphics. Braille forms must be requested through the Ordering system in Educator Portal by the ordering deadline.
	Paper Form (Regular, Large Print, Spanish)	Paper-based form that parallels the online form. Paper forms must be requested through the Ordering system in Educator Portal by the ordering deadline.

Icon	Tool	Description
	Read Aloud (Items and Passages)	Test content is read aloud via an external screen reader or a by a trained human reader. <hr/> Note: Test content includes phenomena (also called Passages), items, and response options.
	Scribe (Items Only, Items & Performance Tasks)	Students dictate their responses to a human who records verbatim what they dictate.
Answer	Single Switch	Student uses a single-switch to interact with elements on the screen.
	Speech to Text	Embedded voice recognition allows students to use their voices as input devices to the computer to dictate responses to extended response items.
	TTS: Text & Graphics*	A synthetic voice describes graphics and reads details about the table more descriptively (i.e., “The title of the table is...”, “The first column heading is...”, etc.) <hr/> NOTE: All students have access to TTS for stimuli, items, and responses. This accommodation should be used with students with a visual disability.
	Translated Form (Spanish)	Sets the language of the form to Spanish. Used with both computer-based test and paper-based test.

*Requires speakers or headsets.

Personal Needs & Preferences (PNP) Profile

The PNP helps meet the needs of all learners. It defines a learner's needs and preferences for digitally delivered resources or services. PNP options are broken into three categories:

1. Accommodations: Accommodations should be used in instruction and assessment throughout the year.
2. Designated Supports: Designated supports are available for use by any student for whom the need has been indicated by an educator (or team of educators including the parents/guardians and the student, if appropriate) who is familiar with the student's characteristics and needs. Designated supports should be used throughout the student's daily instruction. Avoid using a designated support that the student is not familiar with.
3. Universal Features: Accommodations are available to students whose IEP, Section 504 plan, or ILP outlines the need. Accommodations are changes in procedures or materials that ensure equitable access to instructional and assessment content and support valid assessment results for students who need them.

PNP options are further broken down into Embedded and Non-Embedded options. Embedded options are available in the computer-based assessment within Kite Student Portal. Non-Embedded options are provided externally.

Special Forms – Spanish, Paper, Large Print & Braille

Students who have a need identified in their Individual Education Plans, Section 504 Plans, or EL Plan, requiring a special form assignment must have these selections made in the student's PNP and be ordered in [Kite Educator Portal](#). Special forms available for the NM-ASR include computer-based Spanish, English paper, large-print paper, Spanish paper, and braille (UEB with tactile graphics). Please see the [NM-ASR Test Coordinator Manual](#) for information about assigning and ordering special forms for students.

External Devices Used for Accommodations

Students often use external devices as accommodations that are essential for instruction. Many of these, such as special keyboards and monitors or eye gaze readers typically work as intended and can be used freely with the Kite Student Portal applications. Other devices may need prior approval and a special set up. If your student's device does not work with Kite Student Portal, please contact PED for approval and instructions on how to proceed.

Note: A great way to determine if your student’s device works with Kite Student Portal is by taking a Technology Practice Test. See the [NM-ASR Practice Test Guide](#) for details.

Quick Guide to NM-ASR Accessibility

	Universal Features For all students	Designated Supports For some students	Accommodations IEP 504 Plan ELP
EMBEDDED	Eraser Expandable Stimulus / Question Guideline Help Highlighter Keyboard Navigation Mark for review Notes Periodic Table Pointer Pop-Up Glossary Screen Magnification ¹ Sketch pad Spell Check Striker Text to Speech (TTS) ² Writing Tools	Auditory Calming Color Contrast Color Overlay Magnification ¹ Masking (Answer Choice or Custom) Reverse Contrast	American Sign Language (ASL) Keyword Translation Single Switch Speech to Text TTS: Text & Graphics ² Translated Form (Spanish)
NON-EMBEDDED	Breaks Scratch Paper Separate setting		ASL Interpreter Braille Form (UEB with Nemeth) Paper Form (Regular English, Spanish, Large Print) Read Aloud (Items & Passages) Scribe (Items Only OR Items & Performance Tasks)

¹The magnification tool is available to all students on all assessments but can be set to be automatically activated for students as a designated support.

²TTS is available to all students on directions, phenomena, items, and responses. TTS: Text & Graphics should be set in the student PNP for students needing additional descriptions of visual elements like tables and graphics.

Getting Help

The Kite Service Desk provides support to educators through phone calls, email, and live chat in Kite Educator Portal.

- **Phone:** 855-519-0571
- **Email:** nm-asr-support@ku.edu
- **Hours:** 6:00am - 4:00pm M-F MT
Extended Hours: 6:00am - 7:00pm MT (four weeks before and one week after the testing window)