

# New Mexico Public Education Commission



## Charter School Renewal Application Part C: Financial Statement

Charter Schools Division  
Public Education Department  
300 Don Gaspar Ave  
Santa Fe, NM 87501  
(505) 827-6909  
[charter.schools@ped.nm.gov](mailto:charter.schools@ped.nm.gov)

Approved by the Public Education Commission: March 18, 2022

## Table of Contents

<b>Instructions</b>	<b>1</b>
<b>School Information</b>	<b>1</b>
<b>Financial Statement Narrative</b>	<b>1</b>
<b>Operational Expenditures Tables</b>	<b>2</b>
<b>Operational Expenditures Chart</b>	<b>6</b>

## Instructions

Please read the entire Charter School Renewal Application Kit before preparing documents. In an effort to help applicants understand the requirements of the Renewal Application, the CSD will hold a minimum of two technical assistance workshops. Applicants will be notified of the dates, times, and locations of the workshops.

Enter applicant responses in boxes below. Answer all questions unless the question indicates that applicants should answer only under certain conditions (e.g., rating on a Performance Framework indicator requires explanation, etc.). Narrative responses should be verifiable through documents submitted or observable evidence at the renewal site visit.

## School Information

**Name of School:** Albuquerque School of Excellence

**Current Charter Term:** FY21-FY25

## Financial Statement Narrative

The school must provide a financial statement that discloses the costs of administration, instruction, and other spending categories for the charter school. The financial statement must be understandable to the general public and must allow comparison of costs to other schools or comparable organizations. The school must use the templates included within Part C of the renewal kit for the financial report. For schools that were identified in the lowest 25% of all schools in the NM System of Support and Accountability for SY2018-19 or SY2021-22, the report should specifically address how the school has prioritized resources toward proven programs and methods linked to improved student achievement.

Enter applicant response in box below:

**School response:** The operational expenditures below show that the majority of expenses are spent in the classroom. Teachers are paid from the direct instruction function. Instructional materials, supplies and curriculum are also purchased using these functions to help students be successful. The

administration costs consist of The Executive Director of the school, Principals, Governing Council, Business Managers, and others which help the school stay compliant and run smoothly. The maintenance and operations function of the schools' expenses consist of the building lease, utilities, and maintenance costs to keep the school clean and safe for students. Overall, our operational spending has stayed consistent with most of our spending on students in the classroom.

## Operational Expenditures Tables

For each fiscal year of the school's current charter contract (Year 1 to Year 4 for a 5-year contract), complete the table specific to the school's operational actual expenses and actual operational funding. Schools with contract terms shorter than five years may delete extra tables.

Year 1: FY _21__ Operational Funds/General Funds – 11000				
Function	Function Name	Example of Expenditures by Fund	Amount (in whole dollars)	Percentage (%)
1000	Direct Instruction	Teachers, EAs, Instructional Coaches, etc.	\$4,745,481	76%
2100	Student Support	Attendance, Social Workers, Counseling, Ancillary Services, etc.	\$168,881	3%
2200	Instructional Support	Library/Media Services, Instructional-Related Technology, Academic Student Assessment, etc.	\$1,051	0%
2300	Central Administration	Governance Council, Executive Administration/School Head Administrator, Community Relations, etc.	\$201,003	3%
2400	School Administration	Office of the Principal	\$466,025	7%
2500	Central Services	Business Manager, Human Resources, Printing, Technology Services, etc.	\$297,696	5%
2600	Maintenance and Operations	Maintenance and Operations of Buildings, Upkeep of Grounds and Vehicles, Security, Safety, etc.	\$382,980	6%
2700-599 9	All Other Function Codes	PED Grant Initiatives, PreK, state grants, Next Gen, CTE, digital technology, extended learning and K5+	0	0%
Grand Total Operational/General Funds 11000			\$6,263,117	100%
Total Operational Funding Revenue 11000			\$7,066,255	N/A

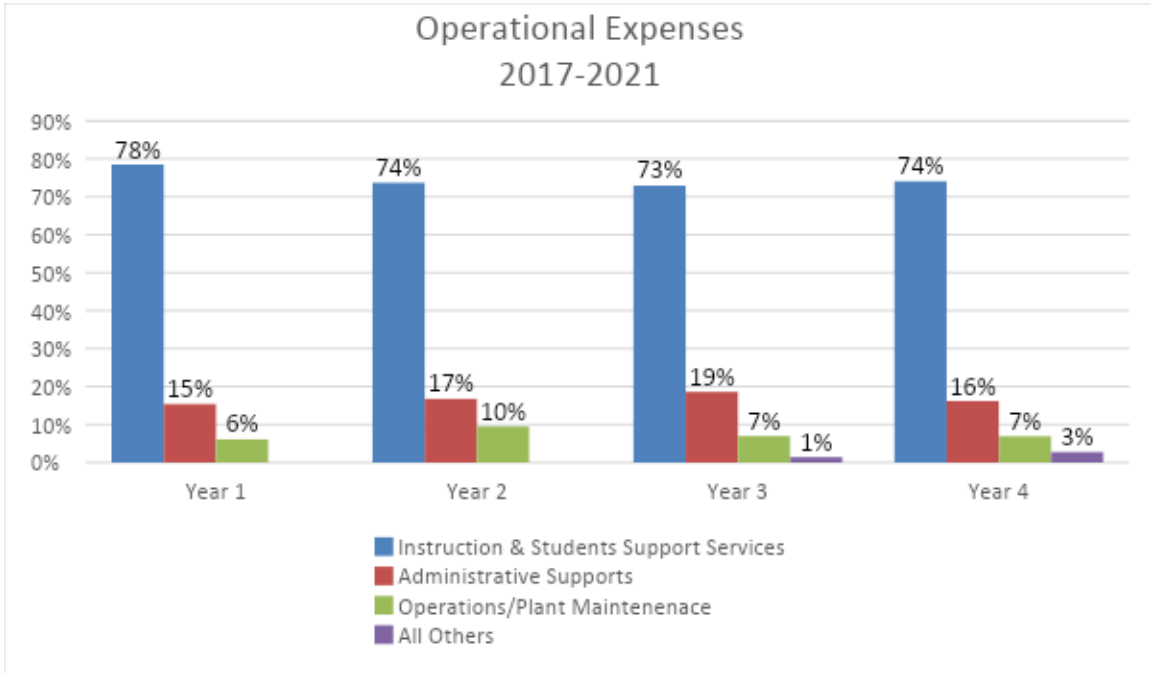
Year 2: FY __ Operational Funds/General Funds – 11000				
Function	Function Name	Example of Expenditures by Fund	Amount (in whole dollars)	Percentage (%)
1000	Direct Instruction	Teachers, EAs, Instructional Coaches, etc.	\$5,421,681	68%
2100	Student Support	Attendance, Social Workers, Counseling, Ancillary Services, etc.	\$401,327	5%
2200	Instructional Support	Library/Media Services, Instructional-Related Technology, Academic Student Assessment, etc.	\$7,123	0%
2300	Central Administration	Governance Council, Executive Administration/School Head Administrator, Community Relations, etc.	\$202,874	3%
2400	School Administration	Office of the Principal	\$690,902	9%
2500	Central Services	Business Manager, Human Resources, Printing, Technology Services, etc.	\$432,604	5%
2600	Maintenance and Operations	Maintenance and Operations of Buildings, Upkeep of Grounds and Vehicles, Security, Safety, etc.	\$751,450	10%
2700-5999	All Other Function Codes	PED Grant Initiatives, PreK, state grants, Next Gen, CTE, digital technology, extended learning and K5+	0	0%
Grand Total Operational/General Funds 11000			\$7,907,961	100%
Total Operational Funding Revenue 11000			\$7,365,082	N/A

<b>Year 3: FY _23__ Operational Funds/General Funds – 11000</b>				
<b>Function</b>	<b>Function Name</b>	<b>Example of Expenditures by Fund</b>	<b>Amount (in whole dollars)</b>	<b>Percentage (%)</b>
1000	Direct Instruction	Teachers, EAs, Instructional Coaches, etc.	\$4,464,580	61%
2100	Student Support	Attendance, Social Workers, Counseling, Ancillary Services, etc.	\$859,961	12%
2200	Instructional Support	Library/Media Services, Instructional-Related Technology, Academic Student Assessment, etc.	\$19,900	.5%
2300	Central Administration	Governance Council, Executive Administration/School Head Administrator, Community Relations, etc.	\$241,569	3%
2400	School Administration	Office of the Principal	\$796,820	11%
2500	Central Services	Business Manager, Human Resources, Printing, Technology Services, etc.	\$325,785	4.5%
2600	Maintenance and Operations	Maintenance and Operations of Buildings, Upkeep of Grounds and Vehicles, Security, Safety, etc.	\$511,162	7%
2700-5999	All Other Function Codes	PED Grant Initiatives, PreK, state grants, Next Gen, CTE, digital technology, extended learning and K5+	\$103,748	1%
Grand Total Operational/General Funds 11000			\$7,323,525	100%
Total Operational Funding Revenue 11000			\$8,542,582	N/A

<b>Year 4: FY _24__ Operational Funds/General Funds – 11000</b>				
<b>Function</b>	<b>Function Name</b>	<b>Example of Expenditures by Fund</b>	<b>Amount (in whole dollars)</b>	<b>Percentage (%)</b>
1000	Direct Instruction	Teachers, EAs, Instructional Coaches, etc.	\$6,062,632	61%
2100	Student Support	Attendance, Social Workers, Counseling, Ancillary Services, etc.	\$1,163,574	12%
2200	Instructional Support	Library/Media Services, Instructional-Related Technology, Academic Student Assessment, etc.	\$66,520	1%
2300	Central Administration	Governance Council, Executive Administration/School Head Administrator, Community Relations, etc.	\$318,982	3%
2400	School Administration	Office of the Principal	\$891,818	9%
2500	Central Services	Business Manager, Human Resources, Printing, Technology Services, etc.	\$382,907	4%
2600	Maintenance and Operations	Maintenance and Operations of Buildings, Upkeep of Grounds and Vehicles, Security, Safety, etc.	\$679,739	7%
2700-5999	All Other Function Codes	PED Grant Initiatives, PreK, state grants, Next Gen, CTE, digital technology, extended learning and K5+	\$269,968	3%
Grand Total Operational/General Funds 11000			\$9,836,140	100%
Total Operational Funding Revenue 11000			\$10,219,695	N/A

## Operational Expenditures Chart

Complete the Operational Expenses chart below. To edit the data, right click on the chart and an Excel table will appear (see screenshot below). Edit the data in the table, and the data in the chart will update automatically.



Menu that appears when right click on chart:

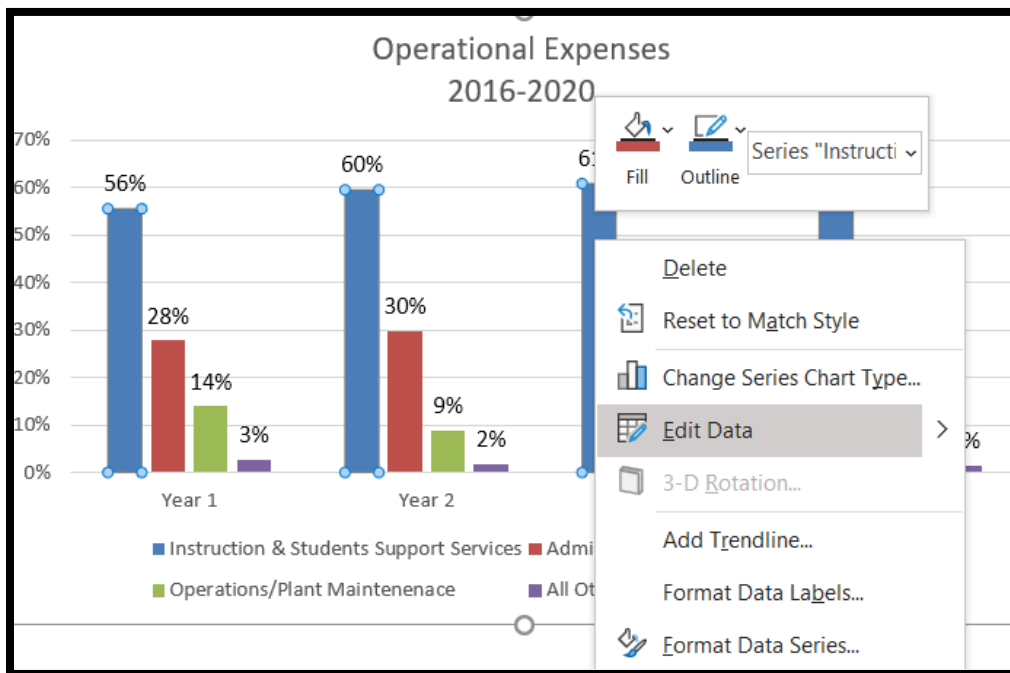
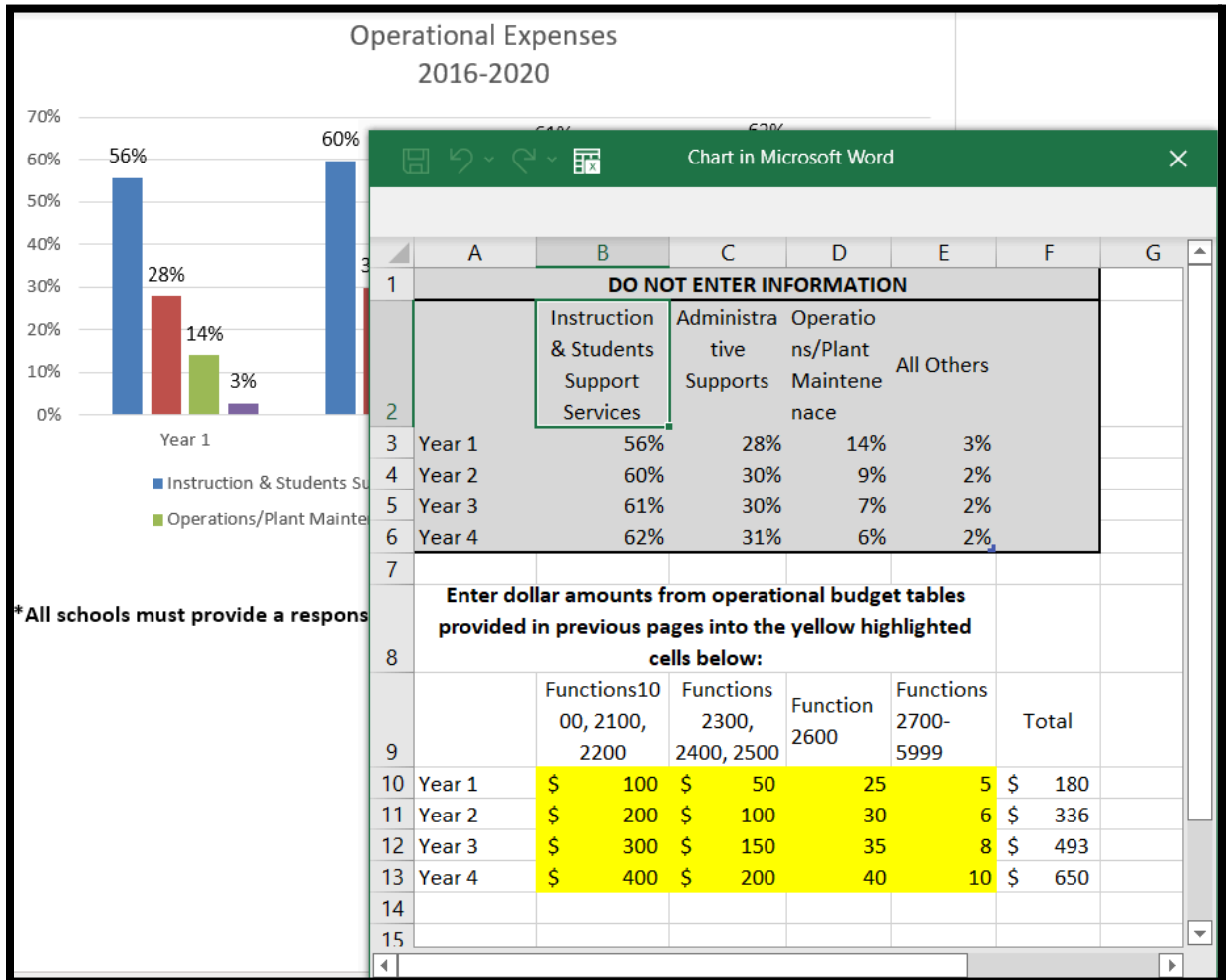


Table that appears when "Edit Data" is selected:



If the entire chart does not appear, drag to enlarge the window. Enter data in yellow-highlighted cells. Technical assistance will be provided as needed by CSD during Renewal Application training.