



Childhood Experiences Questionnaire

Introduction to a New Parent/Caregiver Survey for Kindergarten Parents

Day 2 (Sept 10th)

[DTC Training for the Statewide Rollout of Parent Survey \(CHEQ\)](#)

Session #2

10:15 - 11:10 AM

Rio Grande Room



The Center for
Healthier Children,
Families & Communities



Data
Informed
Futures



Partnership between PED and ECECD

- **EDI Update from 2023-24:** Highly successful effort with kindergarten teachers to measure children's developmental well-being and school readiness (98% completion). Thank you!
- **CHEQ 2024-2025:** Next phase of effort to monitor population needs and outcomes of New Mexico's young children and families.
- Purpose of this presentation is to provide information about the CHEQ and give district coordinators training on how to implement. There will be another training the following week for those who could not be here today.

Life-Course Approach

CHEQ

0-5 years
Early Life Experiences
PARENT'S PERSPECTIVE



EDI

4-6 years
Developmental Health
TEACHER-REPORTED



MDI

9-13 years
Social-Emotional Well-being
CHILDREN'S VOICE



National Neighborhood Equity Index

To understand how community conditions are affecting children's well-being



The CHEQ

- Survey completed by the parent or caregiver of a child entering Kindergarten – takes 15 to 20 minutes to complete.
- Measures the types and quality of children's early experiences that are important to their healthy development and wellbeing.
- Developed by Human Early Learning Partnership at University of British Columbia in Canada.



Timeline of Wave 1 and Wave 2 Surveys in New Mexico

2023-24: EDI Wave 1

2024-25: CHEQ Wave 1

2025-26: EDI & CHEQ Wave 2

- Designed to link EDI (teacher reported) with CHEQ (parent-reported) on same kindergarten students in the same year.
- Taken together, powerful information about children's early experiences and school readiness outcomes.
- New Mexico EDI and CHEQ will be linked in Wave 2 during school year 2025-2026.



Fundamentals of the CHEQ



What is the CHEQ?

Survey on parents' perspectives about the types and quality of children's early experiences in 5 key areas.



Who is it for?

Completed by parents/caregiver of kindergarten students.



When is it completed?

October 1 to Mid-December. AAAC suggests to kick off survey during parent-teacher conferences.



How is it completed?

- District/Teacher provides parent CHEQ letter that has 1) QR code/URL; and 2) label with State Student ID.
- Parent uses QR code/URL to link to online survey and enters ID.
- Survey takes about 15-20 minutes.



7 Languages Available

English, Spanish, Arabic, Khmer, Chinese Traditional, Tagalog, Vietnamese.



CHEQ Domains and Subdomains



Health & Well-Being



1. Physical health & well-being
2. Nutrition
3. Sleep
4. Motor skills & experiences



Language & Cognition



1. Language development & cognition



Social & Emotional Well-Being



1. Social & emotional experiences
2. Screen-time



Early Learning & Care



1. Experiences in non-parental care & preschool



Community & Context



1. General activities
2. Experiences in neighborhood
3. Demographics



How the data are summarized



Nutrition & Sleep

Whether children are eating breakfast regularly, eating a meal with family, and getting enough sleep.



Physical Activity

Children's typical weekly experiences in organized physical activity (e.g. swimming lessons or gymnastic lessons) and unorganized physical activity (e.g. riding a bike or scooter, attending a drop-in gym program.)



Language & Cognition

Amount of time per week children engage in activities such as reading, storytelling, conversations, pretend play, rhyming, drawing, painting, counting, sorting, and more.



Peer Experiences

How much experience a child has had around peers and friends.



Talking About Emotions

How often children have had the chance to talk about different social experiences and emotions with their parent/caregiver. For example, their positive or negative interactions, and their emotions or feelings.

Many

Some

Few



CHEQ Reports and Maps

Results are shared with a variety stakeholders including parents, service providers, early childhood coalitions, policy makers, district leadership and teachers.

- School and District reports
- Community snapshot
- StoryMap: Interactive, web-based map to display results on a neighborhood, county, and state level



How are the data used?



Schools

- Plan for the school year.
- Determine school programming needs.
- Help principals and teachers to better understand their student and family needs.

Communities

- Provide targeted supports and services to children and families.
- Make decisions about programming and services that families want and need.
- Understand barriers to accessing community health services, recreation activities and childcare.





Student confidentiality

- UCLA maintains Human Subjects approval for the CHEQ work through UCLA Institutional Review Board (IRB).
- Parent participation is optional, though highly encouraged, and parents can opt out of survey at any point after beginning.



New Mexico CHEQ Implementation Steps

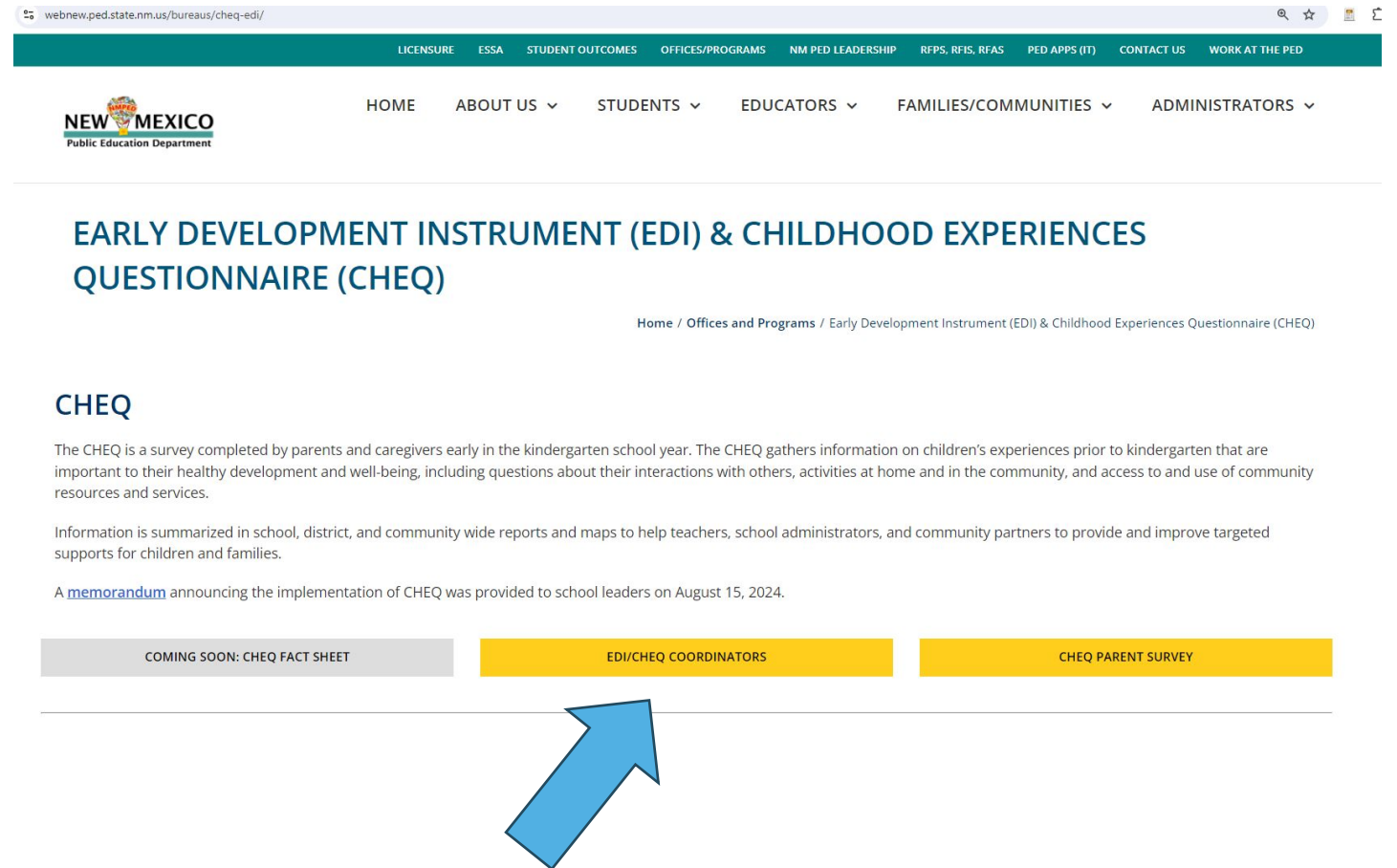
**For District/Charter
EDI/CHEQ Coordinators**

1. Designate District Coordinator and CHEQ survey dates
2. Generate student labels
3. Customize parent letter and affix student labels
4. Customize teacher script
5. Distribute teacher script and parent letters to teachers
6. Teachers share parent letter, including student labels with parents
7. Parents complete CHEQ survey



Step 1: Designate Coordinator & CHEQ Survey Dates

- Fill out form on PED's CHEQ/EDI webpage:
<https://webnew.ped.state.nm.us/bureaus/cheq-edi/>
- Coordinator will be the same person as last year's EDI Coordinator unless you specify otherwise.



The screenshot shows the website for the Early Development Instrument (EDI) & Childhood Experiences Questionnaire (CHEQ) at the New Mexico Public Education Department. The page title is "EARLY DEVELOPMENT INSTRUMENT (EDI) & CHILDHOOD EXPERIENCES QUESTIONNAIRE (CHEQ)". The breadcrumb trail is "Home / Offices and Programs / Early Development Instrument (EDI) & Childhood Experiences Questionnaire (CHEQ)". The main heading is "CHEQ". The text describes the survey and its purpose. A blue arrow points to the "EDI/CHEQ COORDINATORS" button in the navigation bar.

webnew.ped.state.nm.us/bureaus/cheq-edi/

LICENSURE ESSA STUDENT OUTCOMES OFFICES/PROGRAMS NM PED LEADERSHIP RFPs, RFIS, RFAS PED APPS (IT) CONTACT US WORK AT THE PED

NEW MEXICO
Public Education Department

HOME ABOUT US ▾ STUDENTS ▾ EDUCATORS ▾ FAMILIES/COMMUNITIES ▾ ADMINISTRATORS ▾

EARLY DEVELOPMENT INSTRUMENT (EDI) & CHILDHOOD EXPERIENCES QUESTIONNAIRE (CHEQ)

Home / Offices and Programs / Early Development Instrument (EDI) & Childhood Experiences Questionnaire (CHEQ)

CHEQ

The CHEQ is a survey completed by parents and caregivers early in the kindergarten school year. The CHEQ gathers information on children's experiences prior to kindergarten that are important to their healthy development and well-being, including questions about their interactions with others, activities at home and in the community, and access to and use of community resources and services.

Information is summarized in school, district, and community wide reports and maps to help teachers, school administrators, and community partners to provide and improve targeted supports for children and families.

A [memorandum](#) announcing the implementation of CHEQ was provided to school leaders on August 15, 2024.

COMING SOON: CHEQ FACT SHEET EDI/CHEQ COORDINATORS CHEQ PARENT SURVEY



Step 2: Generate Student Labels

- Generate personalized student labels containing the following information for each kindergarten student in your district:
- Affix label to cover sheet of parent letter.
- Parents will use this information in the CHEQ survey.
 - Drop down menus for their district and school
 - Parents enter child's State Student ID number into their survey

STUDENT LABEL

District Name:

School name:

Name of lead teacher:

Student name:

State Student ID:



Step 3: Customize Parent/Caregiver Letter and Affix Labels

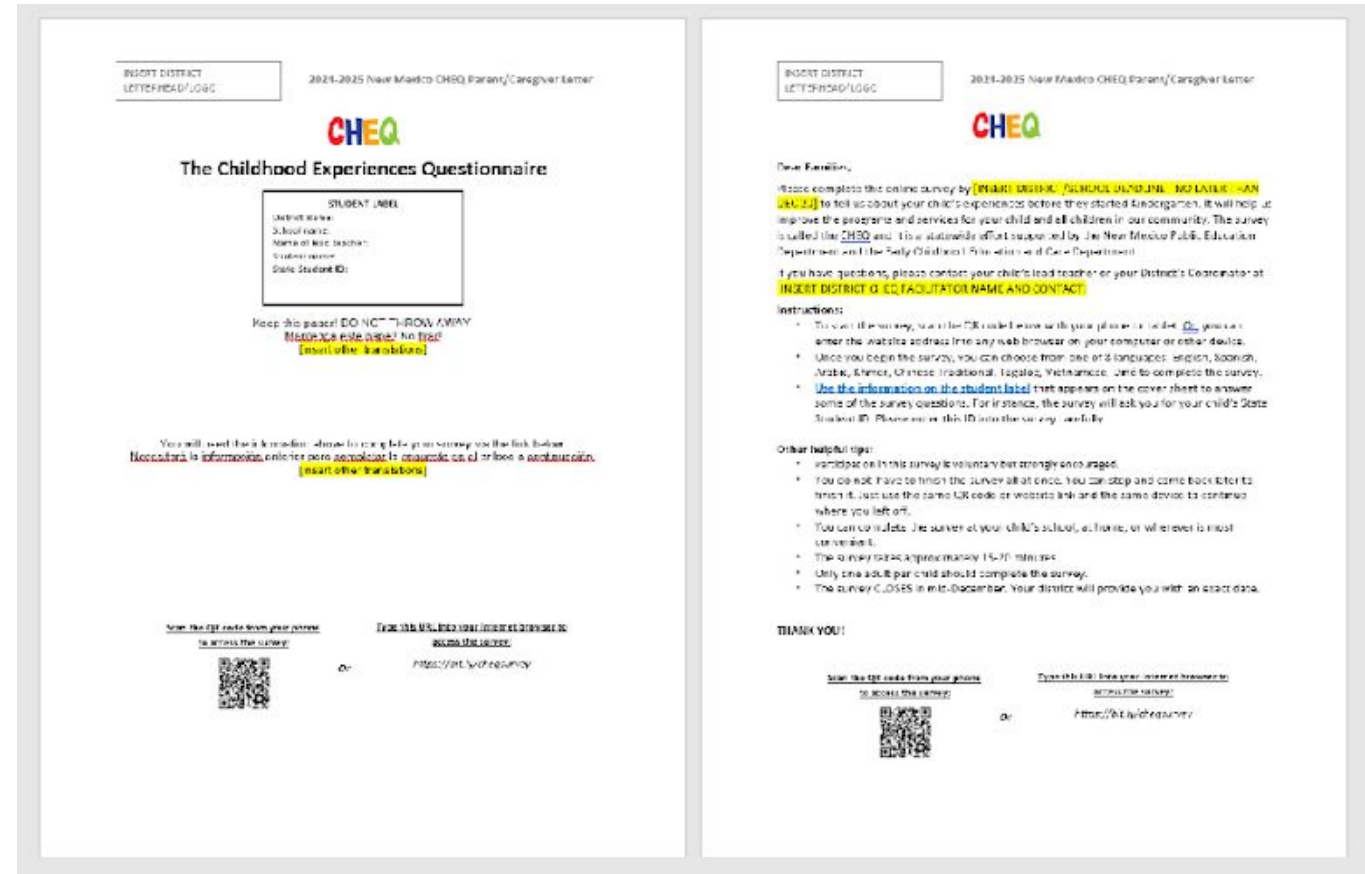
- Parent Letter explains value of CHEQ and provides instructions on how to access the survey online using the scannable QR code or URL link.
- Parent Letter template is available at PED's CHEQ/EDI webpage:

<https://webnew.ped.state.nm.us/bureaus/cheq-edi/>



Step 3: Customize Parent/Caregiver Letter and Affix Labels

- District customizes yellow highlighted portions of the letter with district logo, contact information, date survey opens, and Student Label.
- Parent Letter available in the same 7 languages as the survey.
- Copy letters to accommodate all kindergarten parents/caregivers.
- Affix personalized student label to cover sheet of Parent Letter.



Step 4: Customize Teacher Script

Step 5: Distribute Script & Parent Letters to Teachers

- Teacher letter/script template available at PED's webpage:
<https://webnew.ped.state.nm.us/bureaus/cheq-edi/>
- Before distribution, add:
 - District CHEQ Coordinator name and contact information
 - Date the survey will begin in your district
- District Coordinator distributes the teacher script and the parent letters (that have the student labels affixed) to kindergarten teachers.



Step 6: Teachers Share Information with Parents/Caregivers

Teachers will:

- Distribute Parent/Caregiver Letter (with student label affixed) to parents.
- Use teacher letter/script to describe value and provide instructions to parents.
- Strongly encourage parents/caregivers to participate in CHEQ.



Step 7: Parents/Caregivers Complete CHEQ

- Survey administered online using UCLA Health Qualtrics platform
- Parents/caregivers either scan QR code or enter URL from the parent letter to start survey
- Survey does not need to be completed in one sitting. They can stop and then re-use the same QR code/URL to pick up where they left off.
- To pick up where they left off, MUST use the same device.
- CHEQ can be completed at home or remotely. Takes 15-20 minutes.
- Only one adult per child should complete the survey.
- Survey is open until mid-December.
- District CHEQ Coordinator is available to support teachers and parents.
- UCLA's DIF team is available to support district coordinators
DataInformedFutures@mednet.ucla.edu
- Districts conduct follow up with parents to ensure good survey response rate.



Step 7: Parents/Caregivers Complete CHEQ

Parents can use QR Code or URL to begin survey. Survey is available on any device, such as phone, computer, or tablet.

Long URL: https://uclahs.az1.qualtrics.com/jfe/form/SV_8HBp1SEbPbRIhIY



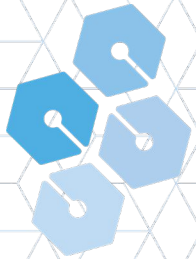
<https://bit.ly/cheqsurvey>



CHEQ Implementation Resources & Timeline

ACTIVITY	Resource	MONTH
1. Designate District Coordinator and survey dates	<ul style="list-style-type: none"> • Google Form • District Coordinator Letter • CHEQ Fact Sheet • PED CHEQ Memo 	Aug 2024
2. Generate student labels	Parent Letter	Sept
3. Customize parent letter, affix student labels	Parent Letter	Sept
4. Customize teacher script	Teacher Script	Sept
5. Distribute teacher script, parent letters to teachers		By Oct 1
6. Teachers share information with parents		Oct 1 - Dec 6th
7. Parents complete CHEQ survey	Copy of CHEQ survey	Oct 1 - Mid-Dec
8. UCLA provides reports/maps		March 2025





**Data
Informed
Futures**



**The Center for
Healthier Children,
Families & Communities**

UCLA

PED

- Neil Tulabing: leoneil.tulabing@ped.nm.gov
- PED's EDI Webpage: <https://webnew.ped.state.nm.us/bureaus/cheq-edi/>

UCLA's Data Informed Futures Team

- DataInformedFutures@mednet.ucla.edu
- Kristine Alosco, CHEQ Implementation Coordinator: Kalosco@mednet.ucla.edu
- Lisa Stanley, Project Director: LisaStanley@mednet.ucla.edu
- DIF Phone Line: 310-825-4055

Important Websites

PED's webpage: <https://webnew.ped.state.nm.us/bureaus/cheq-edi/>



Any
Questions

