

Welcome- We are grateful you are here!

Statewide Equity Council Leads 2024-2025

Work Session
Culturally & Linguistically Responsive (CLR)
Framework Inventory & Visual Framework

*"Equity means that every child gets what he, she or they needs to
succeed, as opposed to everyone gets the same thing"*

-Alan Blankstein

TIME	ITEM
2:00 pm - 2:05 pm	Welcome & Session Goals
2:05 pm - 2:55 pm	CLR Framework Inventory & Visual Framework Review and Practice
2:55 pm - 3:00 pm	Questions, Appreciations, & Close



SESSION GOALS

Session Goals

By the end of this session, you will:

1. Understand the purpose and components of the CLR Inventory.
2. Learn how the CLR Visual Framework complements the Inventory to create actionable goals.
3. Begin applying these tools to your district or charter to drive meaningful change.



INTRODUCTIONS

Welcome!

In the chat, please share:

- Your name
- Your district or charter school
- A question you have about the CLR Inventory and visual framework



WHY CLR MATTERS

Culturally and linguistically responsive (CLR) practices are essential to addressing systemic barriers that prevent students from thriving academically and socially.

The CLR Framework Inventory and Visual Framework provide a roadmap to identify equity challenges, establish goals, and create responsive systems that validate and affirm diverse cultural and linguistic identities.



Introducing the CLR Framework Inventory

The CLR Framework Inventory is a tool designed to help districts and charter schools assess their current practices in serving culturally and linguistically diverse students.

It focuses on:

- Identifying strengths and areas for growth.
- Aligning efforts with the Martinez-Yazzie findings.
- Guiding the development of targeted actions to close gaps.



Components of the CLR Framework Inventory


The CLR Framework Inventory includes key focus areas such as:

- **Community Landscape Analysis:** Who are the underserved populations, and what outcomes are they seeking?
- **Assessment Evidence:** How do we measure the effectiveness of our efforts?
- **Systems Improvement Plans:** What processes need to change to address gaps effectively?



**COLLABORATIVE ACTIVITY:
COMPLETING THE
CLR FRAMEWORK INVENTORY**

1. Download or open the [CLR Framework Inventory](#) document.
2. Using the document as a reference, reflect on the following:
 - **Current Practices:** What current practices in your district/charter align with CLR principles?
 - **Gaps:** What gaps do you see that need immediate attention?
 - **Priorities:** What needs to be addressed first?
3. Take 10 minutes to reflect and document your thoughts using the following padlet.






Access the [Padlet](#) via the link or QR code



Group Reflection & Discussion

What helpful ideas do you observe?



CLR VISUAL FRAMEWORK

Once we've assessed our current practices, and identified gaps using the CLR Framework Inventory, the next step is to create a CLR Visual Framework.

The CLR Visual Framework serves as both a roadmap and a visual representation of our commitment to equity and responsiveness in education.

CLR Visual Framework Examples



This visual framework transforms insights from the inventory into a clear and actionable plan by:

1. Defining specific goals outlined with CLR principles.
2. Outlining actionable steps to address identified gaps.
3. Establishing systems for monitoring progress and ensuring accountability.



Components of the CLR Visual Framework

The CLR
Visual
Framework
is
structured
to:

1. Reflect Core Components:

- Curriculum and Instruction
- Professional Development
- Family and Community Engagement
- Leadership and Strategies

2. Define Equity Goals:

- Identify clear, measurable objectives aligned with M/Y findings.

3. Create Actionable Steps:

- Outline specific strategies for achieving the identified goals.

4. Ensure Integration:

- Embed CLR principles across curriculum, instruction, and school culture.

5. Establish Monitoring and Accountability:

- Include processes for tracking progress and refining practices.



COLLABORATIVE ACTIVITY:

**GRAPHIC ORGANIZER
PHOTO COLLAGE**

1. Access the [CLR Graphic Organizer](#) through the link.
2. Select one of the focus areas from the core components in slide 12: Curriculum and Instruction, Professional Development, Family and Community Engagement, or Leadership and Systems.
3. Drag an image, GIF, or sticker from the second slide (preloaded options), or upload your own visual from the web or your computer.
4. Move your chosen visual into the circle it aligns with:
 - Vision: What we aspire to achieve.
 - Values: The principles that guide our work.
 - Strategies: The actionable steps to achieve our goals.



Share Out

What does your chosen image represent for the selected component?

Why is it important to incorporate this in our schools and classrooms?



NEXT STEPS

Next Steps for Equity Council Leads

- Complete the CLR Framework Inventory with Equity Council member input.
- Finalize your district/charter CLR Visual Framework with your Equity Council.
- To build capacity and deepen understanding of CLR practices, attend a 2024-2025 CLR Professional Development Training provided through the NMPED.
- For additional support, please join office hours that are convenient for you - see [schedule](#).



QUESTIONS, APPRECIATIONS, & CLOSE

Appreciations and Closing




Reminder:
Progress not
perfection



IMPORTANT (CLR) LINKS

CLR Framework Inventory and Visual Framework Q & A	https://docs.google.com/document/d/147bcBnDeB8WiKqEa-4Zc5Wz_5rK3m1PoEKaqAPXEXKg/edit?usp=sharing
CLR Shared Google Folder for EC Leads	https://drive.google.com/drive/folders/1j9KVzSv57RI9wZLoCWrfCsCO3R_wRnxCZ?usp=drive_link
NMPED Equity Councils CLR Webpage	https://webnew.ped.state.nm.us/bureaus/yazzie-martinez-updates/culturally-and-linguistically-responsive-framework/
NMPED Language and Culture Division CLR Webpage	https://webnew.ped.state.nm.us/bureaus/languageandculture/culturally-and-linguistically-responsive-instruction/
The New Mexico CLR Framework Presentation June 2020	https://webnew.ped.state.nm.us/wp-content/uploads/2020/05/CLR-FRAMEWORK-JUNE-2020.pdf
April 2021 CLR Inventory & Framework Presentation	https://webnew.ped.state.nm.us/wp-content/uploads/2021/05/April-2021-Equity-Council-Meeting-PPT.pdf
April 2021 CLR Inventory & Framework Video	https://live.myvrspot.com/iframe?v=YzMzMGZkNTcxOWRmZGE1MDViNzZhZWZmYWRiNDkwNWQ



April 2022 CLR Inventory & Framework Presentation	https://webnew.ped.state.nm.us/wp-content/uploads/2022/05/April-2022-Equity-Council-Meeting-PPT-PDF.pdf
April 2022 CLR Inventory & Framework Video	https://live.myvrspot.com/iframe?v=NTQ4YmYwNGQ1YmlwOWU0MTRIMTg3NzUzOTRkNjk2ZTA
October 2022 CLR Inventory Presentation	https://live.myvrspot.com/iframe?v=NTQ4YmYwNGQ1YmlwOWU0MTRIMTg3NzUzOTRkNjk2ZTA
November 2022 CLR Framework Presentation	https://webnew.ped.state.nm.us/wp-content/uploads/2022/11/NOV-2022-Equity-Council-Meeting.pdf
November 2023 CLR Inventory and Framework Presentation	https://webnew.ped.state.nm.us/wp-content/uploads/2023/11/November-2023-Equity-Council-Meeting-PPT-PDF.pdf
CLR Schooling by Design Tool	https://webnew.ped.state.nm.us/wp-content/uploads/2020/12/CLRF_SbD-Tool-2020.pdf
CLR Guidance Handbook	https://webnew.ped.state.nm.us/wp-content/uploads/2022/07/CLR-Guidance-Handbook-Review.pdf

