



STATE OF NEW MEXICO
PUBLIC EDUCATION DEPARTMENT
300 DON GASPAR
SANTA FE, NEW MEXICO 87501-2786
Telephone (505) 827-5800
www.ped.state.nm.us

MARIANA D. PADILLA
SECRETARY DESIGNATE OF PUBLIC EDUCATION

MICHELLE LUJAN GRISHAM
GOVERNOR

**Charter Schools Division
2023-24 Annual Report
Revised December 19, 2024**

School Name: Explore Academy - Rio Rancho

School Address: 6090 Zenith Court NE, Rio Rancho, NM 87144

Head Administrator: Jaclyn Bogue

Governing Board Chair: Michael Mierzejewski

Business Manager: Katie Rarick

Authorized Grade Levels: K-12

Grade Levels Served: K-7

Authorized Enrollment Cap: 1200

2023-24 Enrollment: 270 (NMVistas.org: Enrollment Count from Avg. of 80 & 120 day Active Students Report)

Contract Term: 2023-2028

CAPs or Conditions: none

Notice from 2022-23 Annual Report: Not applicable; the school opened in 2023.

Waivers: Driver Education, Teacher Evaluation, Individual Class Load, Length of School Day, Purchase of Instructional Materials, Staffing Patterns, Subject Areas, Teaching Load, Administrator Evaluation

Mission: The mission of Explore Academy - Rio Rancho is to provide all students, regardless of background, with a personalized, standards-based, educational experience through the power of student choice, allowing each student to create a personalized and engaging educational pathway in preparation for college.

Educational Program:

Explore Academy – Rio Rancho will offer:

i. Shorter learning modules (seminars) through which students will receive concentrated instruction over a smaller subset of academic standards. At the conclusion of each term, students will take exit exams in each seminar (core content and flavor) to determine whether students have reached the required proficiency levels for that seminar. The school's choice-based philosophy of education provides students the freedom to choose from a set of seminar-versions. Since seminars are often offered in various versions ("flavors"), taught by different teachers, students will have the choice in the specific theme through which they will receive the instruction over the content of those seminars. Thus, the different versions through which each seminar is offered will be unique in their focus and instructional approach, thus allowing students to choose how they want to learn the content through a set of discrete options. This extends across all core and elective (e.g. PE, art) content areas, as well as into the school's unique upper division seminars.

ii. Students will be placed in courses based on a combination of their age and their proficiency on academic standards and, therefore, classrooms may have students of mixed grade or age levels.

iii. Explore Academy students will have daily academic flex periods, allowing them to complete homework, collaborate, attend tutoring, pursue credit recovery, attend school meetings, visit teachers (and case managers in the case of special education students in compliance with their Individualized Education Plans, "IEPs"), and complete make-up work as needed.

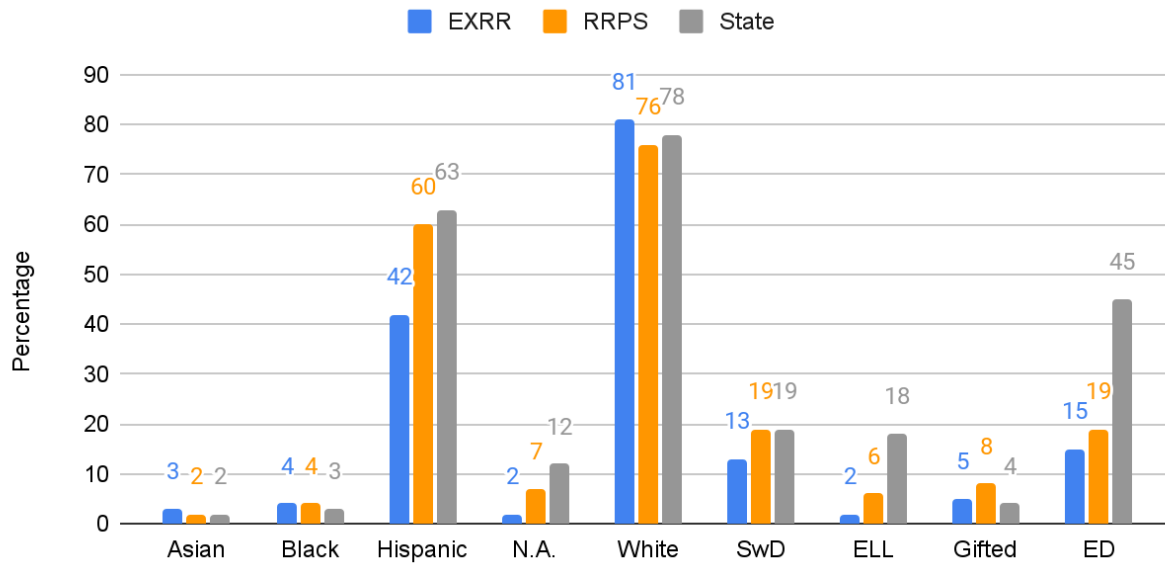
iv. The school's staff will be provided with time for professional collaboration, such as in professional learning communities, to function as a forum for the sharing of best practices/instructional strategies, data analysis from seminar/exit exams, creation/modification of future exit exams, analysis of student satisfaction data, creation/modification of future seminars, etc. This collaborative component will be essential in allowing teachers to work together, share their experiences, and streamline their efforts as they work to implement this innovative form of education.

v. There are numerous ways in which the school will communicate with parents. The school will communicate with parents through its website and a weekly newsletter for the dissemination of general information, and as needed via phone and/or email for individual student cases (academic, behavioral, etc.). Parents will have the ability to monitor student activity and progress through the parent portal component of the school's student information system and other online platforms (such as Google Classroom or similar and monitoring software for internet and email activity).

Demographics as reported in Nova 2023-24 (120-Day)

Note. Students are identified as Hispanic independently of their race.

Enrollment by Subgroup (120D) 2023-24



Source: Nova Enrollment Subgroup Percentages with Averages

Academic Performance

Academic Performance Framework Indicators	2022-23 Score (100 points possible)	2023-24 Score (100 points possible)
1: State Accountability System: NMVistas Overall Score	not available (new school)	Traditional 58.8*
2: Subgroup performance: high, middle, and low-performing quartiles	unavailable	unavailable
3: School-specific Goals: if two goals, average of points on each	n/a	100
Overall Academic Score: average of indicators 1 and 3	n/a	79.4

*Note: Per NM Vistas, point totals from SY22-23 and SY23-24 cannot be compared due to changes in business rules. For more information about point differentials, refer to: [2022-23 Accountability Measures Overview](#) and [2023-24 Accountability Measures Overview.pdf - Google Drive](#)

State Accountability System:

State and federal statute mandates accountability for all public schools. This section provides a snapshot of the school’s academic performance according to data collected by the Public Education Department (PED) for the school years 2021-22, 2022-23, and 2023-24.

The New Mexico State Accountability System ([NM Vistas](#)) gives every public school in the state an overall score. NM Vistas scored schools according to the following designations:

<p>Spotlight: Top 25% of schools, excluding schools with designations of CSI, Graduation Rate or TSI/ATSI</p>	<p>Traditional: No other designation</p>	<p>TSI (Targeted Support and Improvement): Multi-year low performing subgroup(s)</p>
		<p>ATSI (Additional Targeted Support and Improvement): TSI in the lowest 5% of schools. Exit from ATSI status requires an increase in subgroup performance in both of the next 2 years.</p>
		<p>CSI (Comprehensive Support): Lowest 5% of all schools; OR 3 years in ATSI; OR 3-year average of 4-Year Graduation rate is below 66.67%</p>
		<p>MRI (More Rigorous Intervention): on CSI for 3 years</p>

Note: According to the May 20, 2024 NM Vistas revision, the highest **overall** designation a school may receive is “Spotlight,” however, an additional designation/distinction of “Excellence” is assigned to schools scoring above the 90th percentile on specific indicators.

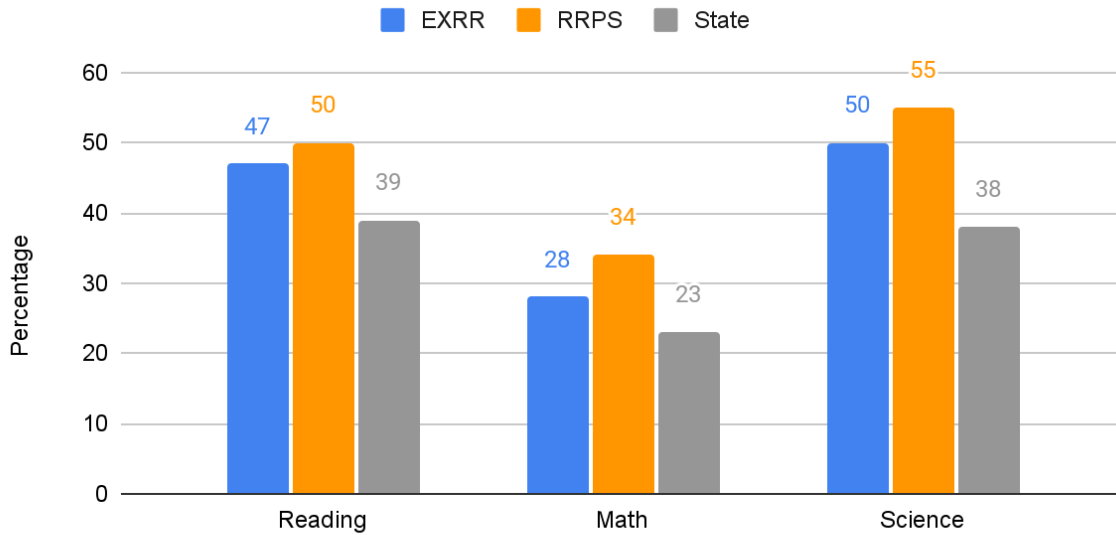
Refer to the [2023-24 Accountability Measures Overview](#) for a summary of indicators included in Vistas calculations. Further details and criteria for each designation are provided in the *Accountability Technical Manual* linked to the [NM Vistas](#) web page.

For the school year 2023-24, **Explore Academy - Rio Rancho** received a designation of **Traditional**.

Proficiency

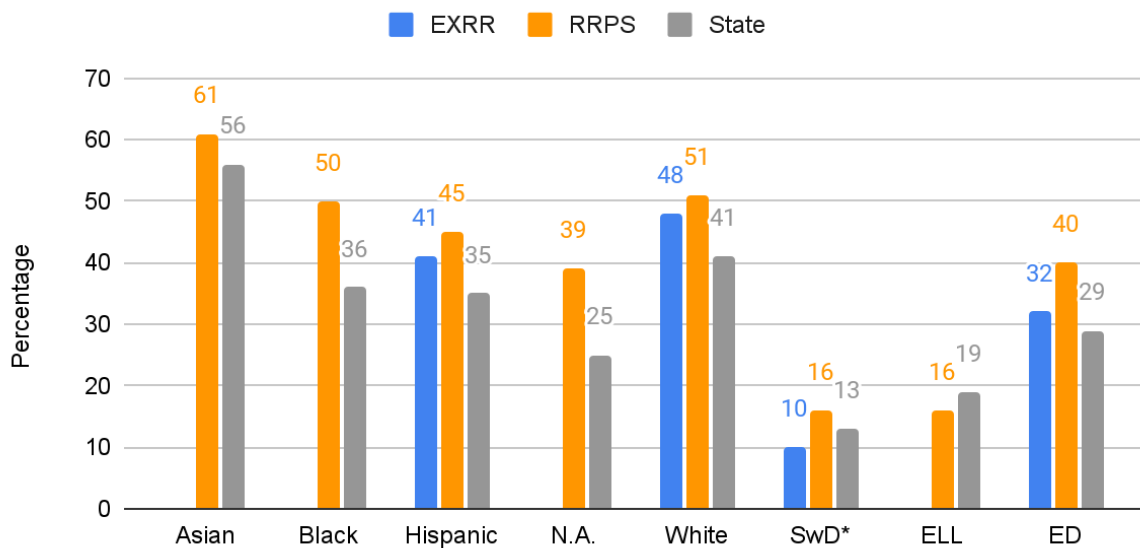
Because science is assessed only in grades 5, 8, and 11, schools that do not serve these grades do not have science proficiency data.

Percent of Students Proficient in Core Subjects 2023-24



Source: NMVistas.org

Percent Proficient in Reading by Subgroup 2023-24

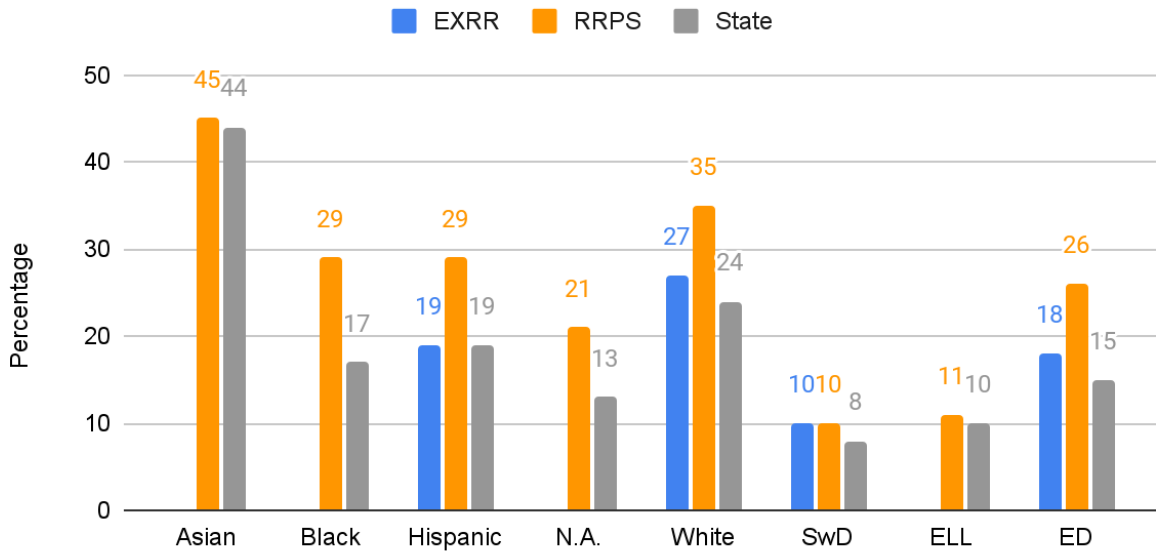


Source: NMVistas.org

Note: groups are masked due to population size, and/or some groups are not represented in the school.

***Note:** The school's students with disabilities population is partially masked, $\leq 10\%$ in reading.

Percent Proficient in Math by Subgroup 2023-24

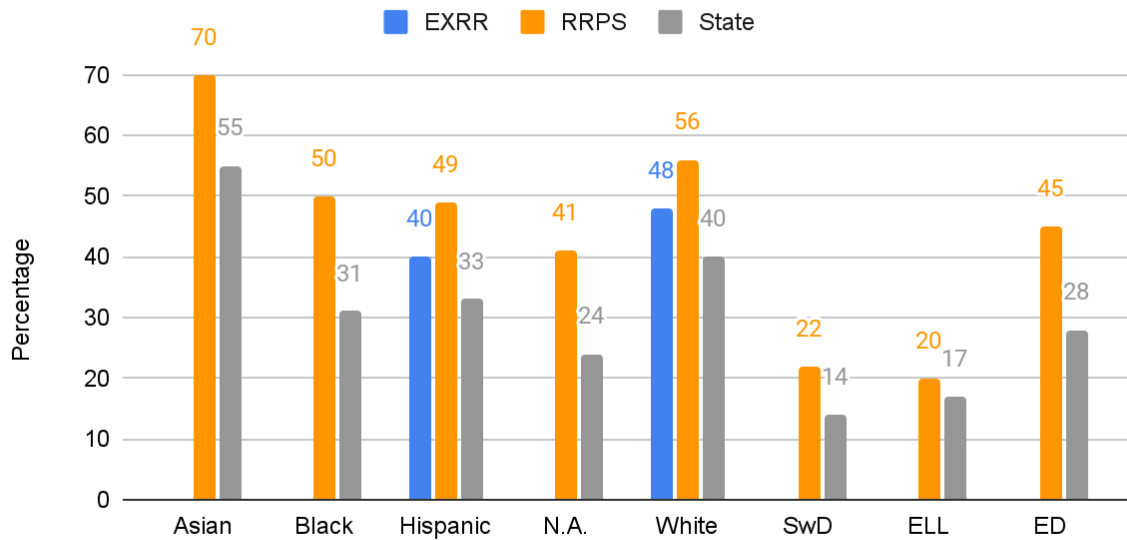


Source: NMVistas.org

Note: groups are masked due to population size, and/or some groups are not represented in the school.

***Note:** The school's students with disabilities population is partially masked, ≤10% in math.

Percent Proficient in Science by Subgroup 2023-24



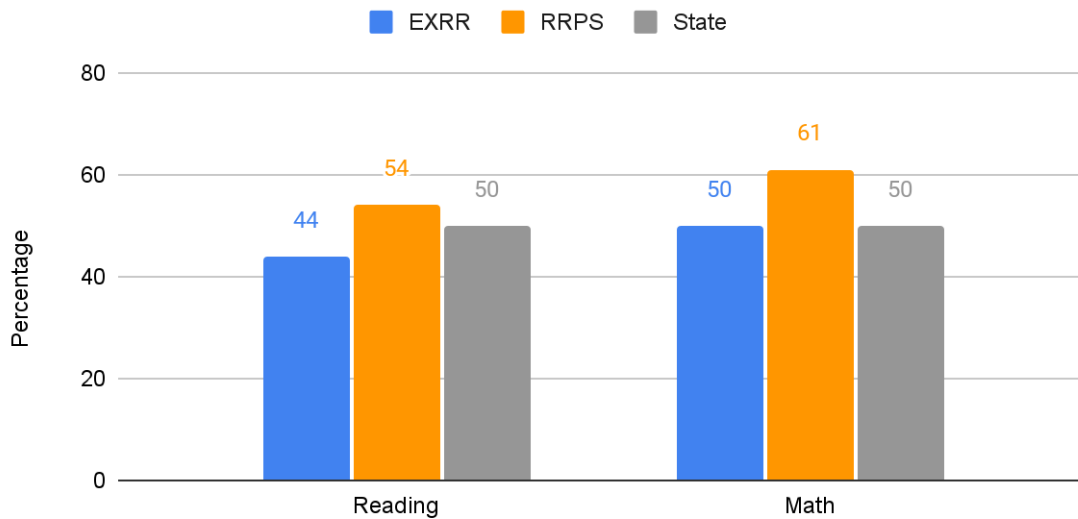
Source: NMVistas.org

Note: groups are masked due to population size, and/or some groups are not represented in the school.

Growth

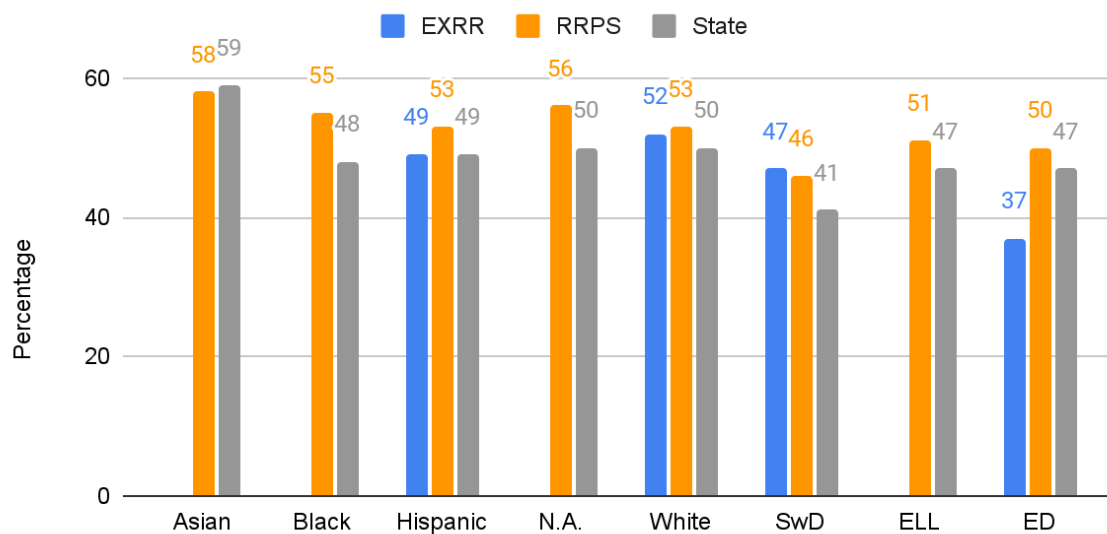
Definition per NM Vistas: median growth of students (Student Growth Percentile, or SGP) in math or reading compared to their peers who had similar scores on previous tests. Percentile ranges from 34-66 represent about a year's growth typical for the academic peer group. Growth is not available for high school students as data is limited to 11th grade SAT and Assessment of Science Readiness (ASR).

Growth Percentile for All Students (2022-23 to 2023-24)



Source: NMVistas.org

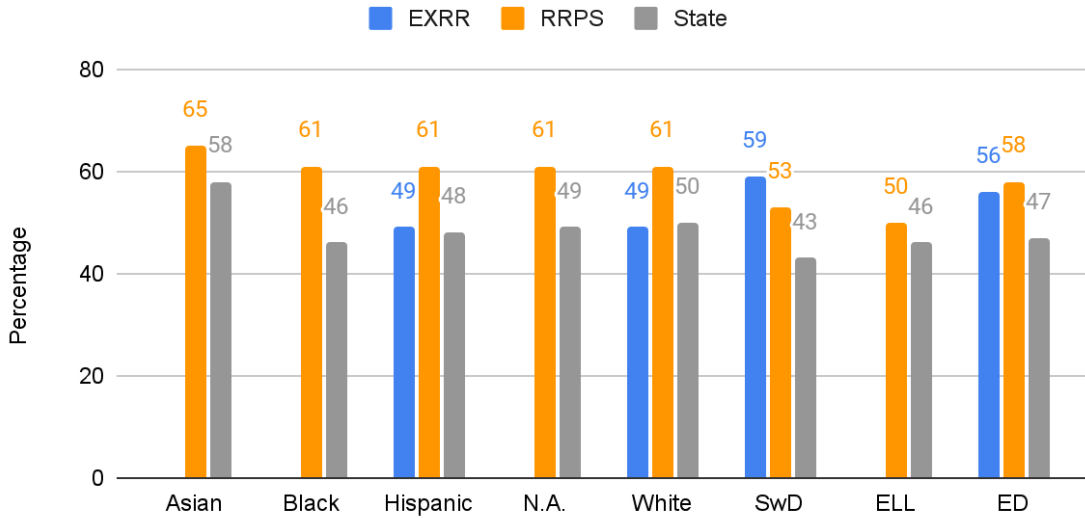
Reading Growth Percentile by Subgroup (2022-23 to 2023-24)



Source: NMVistas.org

Note: groups are masked due to population size.

Math Growth Percentile by Subgroup (2022-23 to 2023-24)



Source: NMVistas.org

Note: groups are masked due to population size.

English Learner Progress (ELP):

English Learner Progress measures the percentage of students currently identified for EL services who are on track toward achieving English language proficiency (an ACCESS score of 4.7 or higher) within five years as measured by the ACCESS English language development assessment. (NMVistas.org)

EXRR ELP: Masked	RRPS ELP: 24.7%	State ELP: 17.5%
-------------------------	------------------------	-------------------------

Source: NMVistas.org

Mission-Specific Goals

Goal 1: Students enrolled at both the 40th and 120th day in grades 6-12, will pass* at least 70% of their standards-based exit exams, which are administered at the end of each term as a measure of proficiency on each seminar’s specific required standards and skills.

Performance Level	Target	Points
Exceeds Standard	Students, enrolled at both the 40th and 120th day in grades 6-12, will pass more than 80% of their standards-based exit exams.	100
Meets Standard	Students, enrolled at both the 40th and 120th day in grades 6-12, will pass 70-80% of their standards-based exit exams.	75
Does Not Meet Standard	Students, enrolled at both the 40th and 120th day in grades 6-12, will pass 50-69% of their standards-based exit exams.	25
Falls Far Below Standard	Students, enrolled at both the 40th and 120th day in grades 6-12, will pass less than 50% of the standards-based exit exams.	0

*Pass equals A or B for high school, A, B or C for middle school, or as indicated on the IEP.

Goal 1 Rating: 89.04% attainment- Exceeds. **Score: 100**

Goal 2: Parents, answering with input from their children in grades K-5, feel positively about the class flavors (themes), demonstrated through an average answer of 4 or higher (shown as an annual average of survey results) containing metrics using a Likert 1-5 scale related to the flavor, experience, and instruction in K-5 classes. See sample quarterly survey titled “Goal 2 - Flavor and Teacher Feedback Survey”.

Performance Level	Target	Points
Exceeds Standard	91-100% of parents, answering with input from their children in grades K-5, will feel positively about the class flavors (themes).	100
Meets Standard	80-90% of parents, answering with input from their children in grades K-5, will feel positively about the class flavors (themes).	75
Does Not Meet Standard	60-79% of parents, answering with input from their children in grades K-5, will feel positively about the class flavors (themes).	25
Falls Far Below Standard	Below 60% of parents, answering with input from their children in grades K-5, will feel positively about the class flavors (themes).	0

Goal 2 Rating: 92.56% attainment- Exceeds. **Score: 100**

Organizational and Financial Performance Framework

2023-24 Overall Rating: Meets Standard

Pursuant to the [PEC Performance Framework and Accountability System](#), schools receive ratings of **Meets Standard**, **Working to Meet Standard**, or **Does Not Meet Standard** for individual indicators in the framework. Explanations for any rating other than Meets Standard are provided below.

The school also receives an overall rating of either **Meets Standard** or **Does Not Meet Standard** for the year. If a school receives a **Does Not Meet Standard** rating for three or more indicators, it will receive an overall rating of **Does Not Meet Standard**.

If a school receives a **Does Not Meet Standard** rating, on any indicator, the CSD and PEC may conduct a closer review the following year on that indicator, and/or the PEC may require the school to submit a corrective action plan in order to specify actions and a timeline to correct the performance deficiency.

A school may receive a **Working to Meet Standard** rating on multiple indicators and still receive an overall rating of **Meets Standard**. If a school receives this rating across multiple years, the CSD and PEC may conduct a closer review the following year on that indicator, and the school will need to address the issue in its renewal application at the end of its charter term.

Screenshot of Multi-year Performance Framework Ratings

Explore Academy Rio Rancho	2023-24
Organizational and Financial Performance Ratings	
1a Mission and Educational Program	Meets Standard
1b State Assessment Requirements	Meets Standard
1c Rights of Students with Disabilities	Meets Standard
1d Rights of English Learners	Meets Standard
1e Meeting Program Requirements	Meets Standard
1f NM DASH Plan	N/A
2a Governance Requirements	Meets Standard
2b Nepotism, Conflict of Interest	Meets Standard
2c Reporting Requirements	Meets Standard
3a Rights of All Students	Meets Standard
3b Attendance and Retention	Working to Meet Standard
3c Staff Credentialing	Working to Meet Standard
3d Employee Rights	Meets Standard
3e Background Checks, Ethics	Meets Standard
4a Facilities	Meets Standard
4b Transportation	Meets Standard
4c Health and Safety	Working to Meet Standard
4d Handling Information	Meets Standard
4e Background Checks, Ethics	Meets Standard
5a Facilities	Meets Standard
5a Financial Reporting and Compliance	Meets Standard
5b Accounting Principles	Meets Standard
5c Responsive to Audit Findings	Meets Standard
5d Managing Grant Funds	Meets Standard
5e Staffing for Fiscal Management	Meets Standard
5f Internal Controls	Meets Standard

Explanation of 2023-24 Indicator Ratings

3.b. Attendance percentage rate is 94% (95% target), retention rate is 98% (80% target) and recurrent is N/A (70% target). After reviewing the school's Attendance Improvement Plan, the school has a plan to engage students and parents.

3.c. All licensure discrepancies resolved by 120D.

4.c. The school received a letter of non-compliance from Safe and Healthy Schools Bureau regarding non-submittance of their Safe Schools plan. The plan was not submitted in time to be compliant under school year 2023-24.

Site Visit Attendees

March 11, 2024

CSD Team: Lucy Valenzuela (lead), Kristen LaVolpa and Ted Farnath

School Leadership: Jackie Bogue (head administrator), Thomas Wortman, Amberlyne Noel, Luci King and Karen Woerner (Director of Compliance)

Governing Board: Chris Kenworthy, Cathy Gaarden and Michael Mierzejewski

2023-24 Annual Report Draft Feedback

Please read your school's Annual Report draft carefully and respond within one week of receiving it. Thank you very much for your time.

1. Email* jaclyn.bogue@explore.academy
2. School* [Explore Academy - Las Cruces \(581-001\)](#)
3. Once you have reviewed the annual report **draft**, please check all that apply. Details regarding edits will be provided in the following questions. (**Note:** we will **not** be reviewing items that were on the Preliminary Annual Reports, as schools have been given ample opportunity to contest them on previous drafts.)*

The report is correct; no edits required.

The NM Vistas rating or score is incorrect.

One or more data tables contains an error, i.e.: enrollment by subgroup, proficiencies, growth, graduation, ELP

Newly rated PF indicators contain an error: 1.b. (participation rates) or 3.b./4.b. (attendance)

Minor edits needed, e.g., formatting/typos, errors information section, etc.

Other: **Indicator 3c was rated working to meet but the school does not have staff credentialing errors.**

4. If applicable, please describe any errors/issues with your school's report.
Indicator 3b is rated as "Does Not Meet" because the school allegedly did not submit an attendance improvement plan for 23-24 but there was no prior year data on which to base a plan and no login was provided. A plan has been submitted this year but there were issues with getting it submitted. See email evidence.

Indicator 3c There are issues with a lack of alignment between the rubric and ratings vs the intent of Indicator 3c Staff Credentialing. This was pointed out after the preliminary report but the CSD staff simply stood by the rubric. This issue needs further discussion and review by PEC.

5. Please upload any supporting documentation that the CSD team can use to verify the errors and or issues that you found on the report. Upload up to 5 supported files. Max 100 MB per file.
Email about Attendance Improvement Plan
6. If you wish CSD to include a formal response from the school in the final report provided to PEC, please upload it here. Upload up to 5 supported files: PDF. Max 100 MB per file.
This feedback form
7. Other comments or questions
If ratings for indicators 3b and 3c are revised, there is no need to attach a school response.



**STATE OF NEW MEXICO
PUBLIC EDUCATION COMMISSION
300 DON GASPAR
SANTA FE, NEW MEXICO 87501-2786
Telephone (505) 827-6661
www.ped.state.nm.us**

PATRICIA GIPSON, CHAIR
PUBLIC EDUCATION COMMISSION

Patricia Gipson, Chair
District 7, Las Cruces

Steven J. Carrillo, Vice Chair
District 10, Santa Fe

Timothy E. Beck, Secretary
District 2, Albuquerque

Melissa Armijo, Member
District 1, Albuquerque

Rebekka Burt, Member
District 4, Rio Rancho

Alan Brauer, Member
District 3, Albuquerque

Sharon Clahchischillage, Member
District 5, Aztec

Stewart Ingham, Member
District 6, Deming

Michael M. Taylor, Member
District 8, Roswell

K.T. Manis, Member
District 9, Hobbs

January 25, 2025

Jaclyn Bogue
Michael Miejeiwski
Explore Academy - Rio Rancho
jaclyn.bogue@explore.academy
mikem@digitalcr8.com

Dear Ms. Bogue and Mr. Miejeiwski:

Thank you for all of your hard work to support children in New Mexico. As you know, the Charter School Division (CSD) has completed its annual report for SY 2023-2024 for your school and presented this report along with your responses to the Public Education Commission (PEC) at its January 2025 meeting.

As outlined in New Mexico rule NMAC 6.2.9.12 and 13⁵, the PEC has accepted this annual report. Further, as set out in the rule, the PEC asked me to provide you with notice that the PEC has issued an overall annual report notice of satisfactory performance. Thank you for this strong work.

The contract and all annual reports for the school are located here:
<https://webnew.ped.state.nm.us/bureaus/public-education-commission/charter-school-contracts/> The SY 2023-2024 annual report and this letter will be made a part of the record of performance of the school. Please feel free to reach out to CSD or me with any questions. On behalf of the Commission, I thank you for your efforts.

⁵ <https://www.srca.nm.gov/parts/title06/06.002.0009.html>

Sincerely,

/s/ Patricia Gipson

Chair, Public Education Commission
District 7