



STATE OF NEW MEXICO
PUBLIC EDUCATION DEPARTMENT
300 DON GASPAR
SANTA FE, NEW MEXICO 87501-2786
Telephone (505) 827-5800
www.ped.state.nm.us

MARIANA D. PADILLA
SECRETARY DESIGNATE OF PUBLIC EDUCATION

MICHELLE LUJAN GRISHAM
GOVERNOR

**Charter Schools Division
2023-24 Annual Report
Revised December 20, 2024**

School Name: La Academia Dolores Huerta

School Address: 400 West Bell Avenue Las Cruces, NM 88005

Head Administrator: Sylvy Galvan de Lucero

Governing Board Chair: Adrian Gaytan

Business Manager: Justine Vigil

Authorized Grade Levels: 6-8

Grade Levels Served: 6-8

Authorized Enrollment Cap: 300

2023-24 Enrollment: 81 (NMVistas.org: Enrollment Count from Avg. of 80 & 120 day Active Students Report)

Contract Term: 2021-2026

CAPs or Conditions: none

Notice from 2022-23 Annual Report: Satisfactory performance

Unsatisfactory terms that need to be addressed from 2022-23 Annual Report: the PEC has identified areas of unsatisfactory performance related to negative math growth and student subgroup growth on pages 6-7 of the annual report, the "does not meet" assessment on the first Mission Specific goal, and organizational concerns listed on page 9 of the annual report, indicators 2.b. and 3.c.

Progress from 2022-23 Notice to 2023-24:

- Math growth: NM Vistas changed the business rules for computing growth from 2022-23 to 2023-24, so comparative growth cannot be obtained. However, the school's math growth percentile in 2023-24 was 49th percentile; percentile ranges from 34-66 represent about a year's growth typical for the academic peer group.
- "Does not meet" assessment on the first Mission Specific goal: in 2023-24, the school earned Exceeds on the goal (100 points).
- Indicators 2.b. Accounting Principles and 3.c. Reporting Requirements: the school improved, earning Meets on both indicators in 2023-24.

Waivers: Subject Area: Bilingual Endorsement

Mission:

La Academia Dolores Huerta's mission is to provide a diverse bilingual educational program of the arts fostering the development of a strong social-cultural identity while achieving academic success.

Educational Program:

5.1.1 La Academia Dolores Huerta's educational approach to maximizing each student's language acquisition and fluency in English and Spanish is to provide a dual language approach utilizing empirically validated instructional frameworks and/or strategies.

5.1.2 All La Academia Dolores Huerta's students will participate in dual language and arts based classes.

5.1.3 All La Academia Dolores Huerta's students will participate in the approved Spanish Language Acquisition assessment.

5.1.4 All La Academia Dolores Huerta's core teachers will hold a bilingual endorsement/certification or TESOL endorsement/certification or will be required to enroll in an accredited program to obtain such certification or take the La Prueba test within two years.

5.1.5. All La Academia Dolores Huerta's instructional staff will receive professional development in the areas of empirically validated dual language approaches and instructional frameworks/strategies, promoting cultural diversity, cross curricular arts based instruction and SEL.

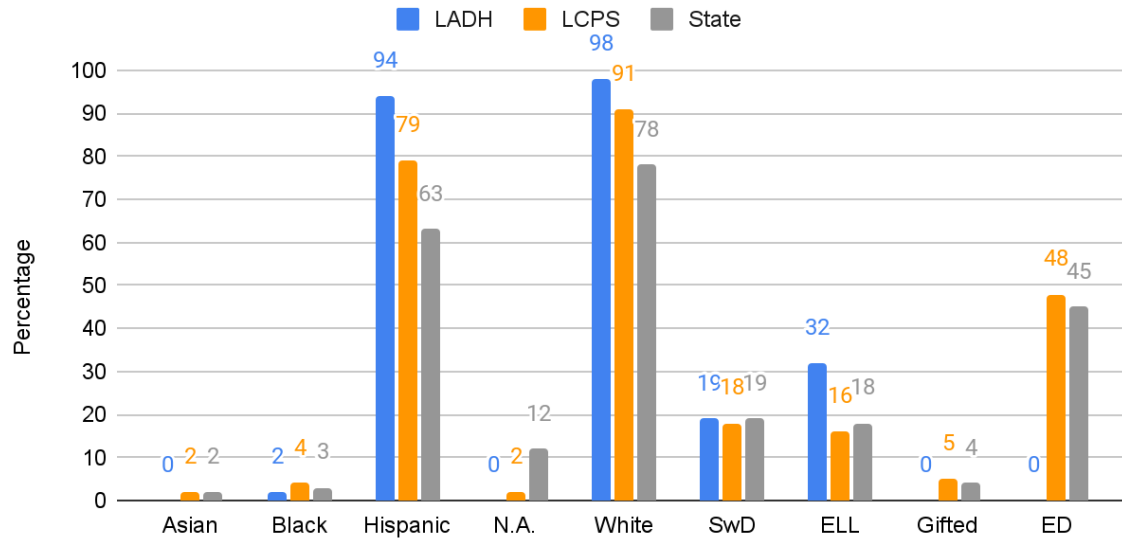
5.1.6 All La Academia Dolores Huerta students will participate in community service projects, completing volunteer hours, as evidenced in student portfolios.

5.1.7 La Academia Dolores Huerta students will participate in a performance-based end of year cultural event.

Demographics as reported in Nova 2023-24 (120-Day)

Note. Students are identified as Hispanic independently of their race.

Enrollment by Subgroup (120D) 2023-24



Source: Nova Enrollment Subgroup Percentages with Averages

Academic Performance

Academic Performance Framework Indicators	2022-23 Score (100 points possible)	2023-24 Score (100 points possible)
1: State Accountability System: NMVistas Overall Score	Traditional 47.5	Traditional 44.2*
2: Subgroup performance: high, middle, and low-performing quartiles	unavailable	unavailable
3: School-specific Goals: if two goals, average of points on each	50	87.5
Overall Academic Score: average of indicators 1 and 3	48.75	65.85

*Note: Per NM Vistas, point totals from SY22-23 and SY23-24 cannot be compared due to changes in business rules. For more information about point differentials, refer to: [2022-23 Accountability Measures Overview](#) and [2023-24 Accountability Measures Overview.pdf - Google Drive](#)

State Accountability System:

State and federal statute mandates accountability for all public schools. This section provides a snapshot of the school’s academic performance according to data collected by the Public Education Department (PED) for the school years 2021-22, 2022-23, and 2023-24.

The New Mexico State Accountability System ([NM Vistas](#)) gives every public school in the state an overall score. NM Vistas scored schools according to the following designations:

<p>Spotlight: Top 25% of schools, excluding schools with designations of CSI, Graduation Rate or TSI/ATSI</p>	<p>Traditional: No other designation</p>	<p>TSI (Targeted Support and Improvement): Multi-year low performing subgroup(s)</p>
		<p>ATSI (Additional Targeted Support and Improvement): TSI in the lowest 5% of schools. Exit from ATSI status requires an increase in subgroup performance in both of the next 2 years.</p>
		<p>CSI (Comprehensive Support): Lowest 5% of all schools; OR 3 years in ATSI; OR 3-year average of 4-Year Graduation rate is below 66.67%</p>
		<p>MRI (More Rigorous Intervention): on CSI for 3 years</p>

Note: According to the May 20, 2024 NM Vistas revision, the highest **overall** designation a school may receive is “Spotlight,” however, an additional designation/distinction of “Excellence” is assigned to schools scoring above the 90th percentile on specific indicators.

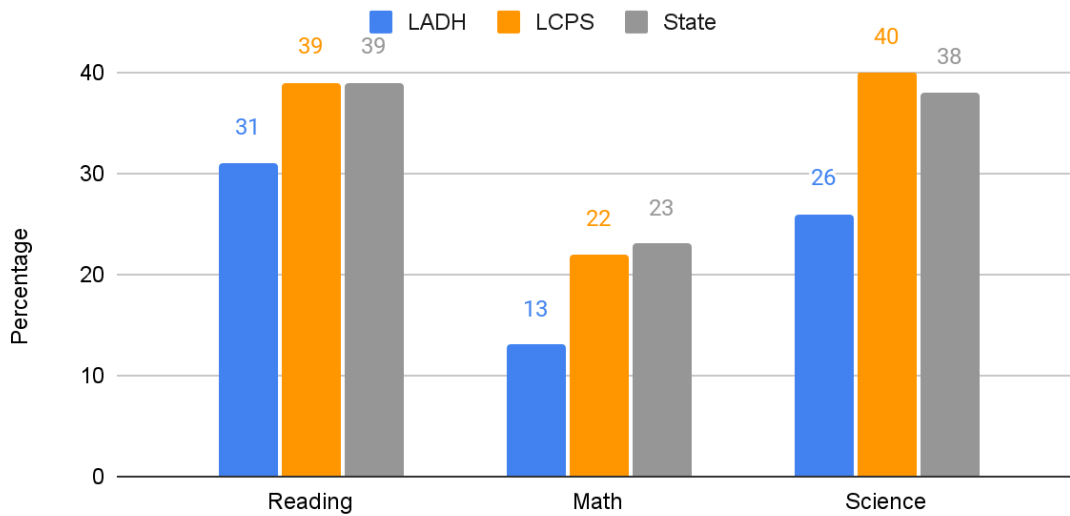
Refer to the [2023-24 Accountability Measures Overview](#) for a summary of indicators included in Vistas calculations. Further details and criteria for each designation are provided in the *Accountability Technical Manual* linked to the [NM Vistas](#) web page.

For the school year 2023-24, **La Academia Dolores Huerta** received a designation of **Traditional**.

Proficiency

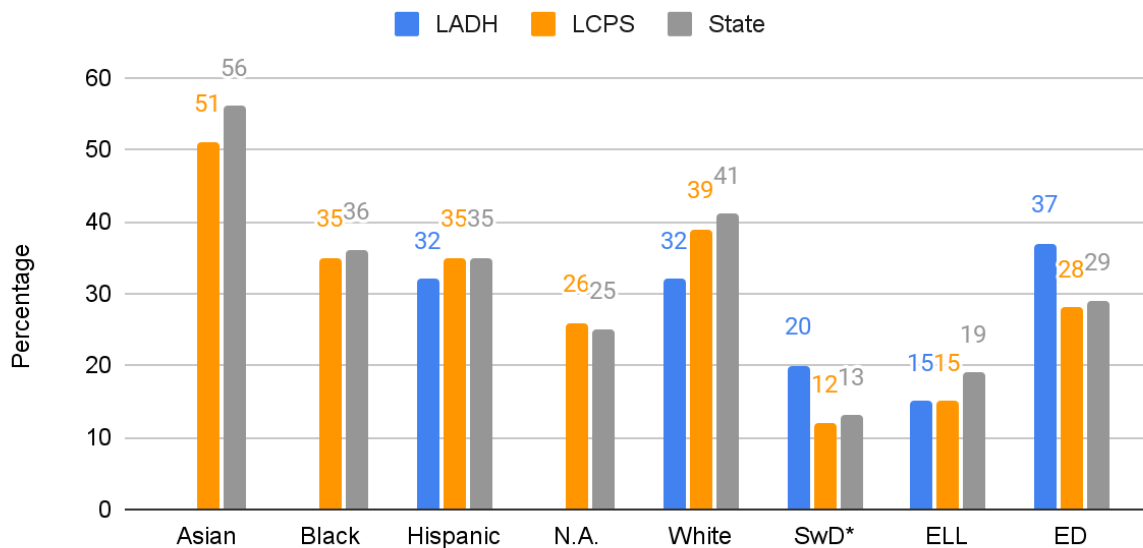
Because science is assessed only in grades 5, 8, and 11, schools that do not serve these grades do not have science proficiency data.

Percent of Students Proficient in Core Subjects 2023-24



Source: NMVistas.org

Percent Proficient in Reading by Subgroup 2023-24

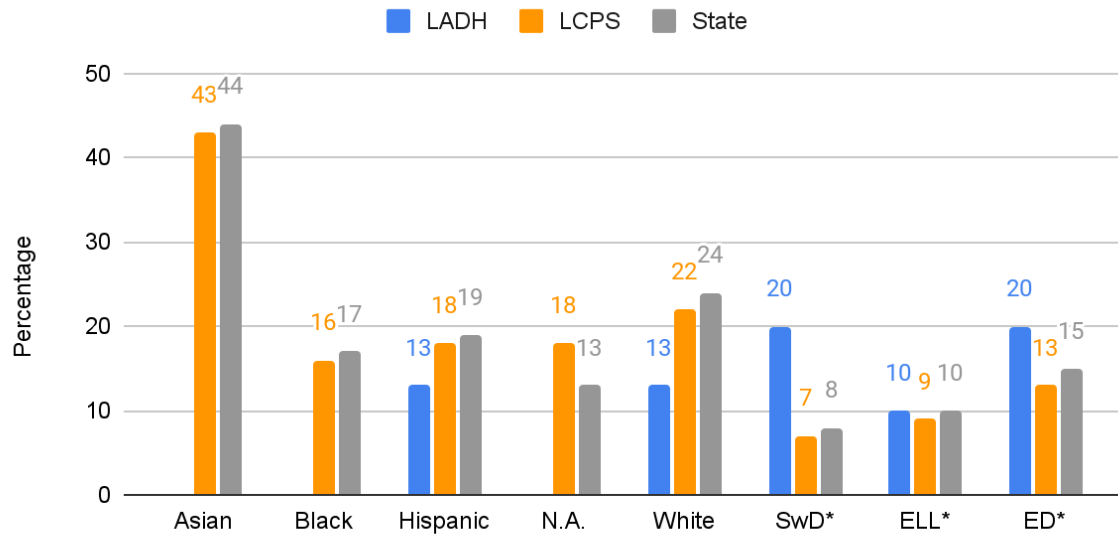


Source: NMVistas.org

Note: groups are masked due to population size, and/or some groups are not represented in the school.

***Note:** The school's students with disabilities are partially masked, $\leq 20\%$ in reading.

Percent Proficient in Math by Subgroup 2023-24

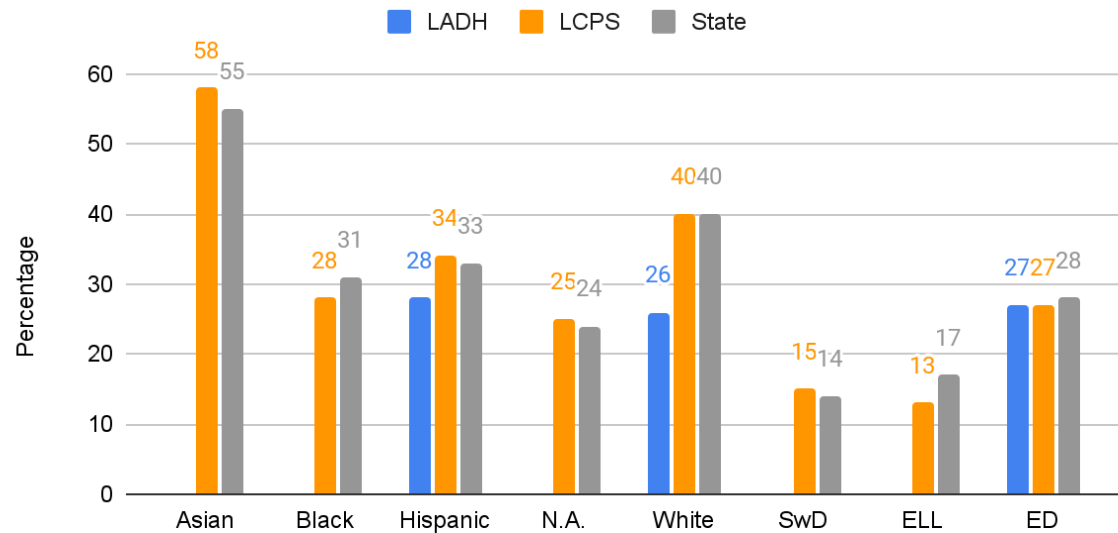


Source: NMVistas.org

Note: groups are masked due to population size, and/or some groups are not represented in the school.

***Note:** The school's students with disabilities and economically disadvantaged populations are partially masked, $\leq 20\%$, and English language learners are partially masked, $\leq 10\%$ in math.

Percent Proficient in Science by Subgroup 2023-24



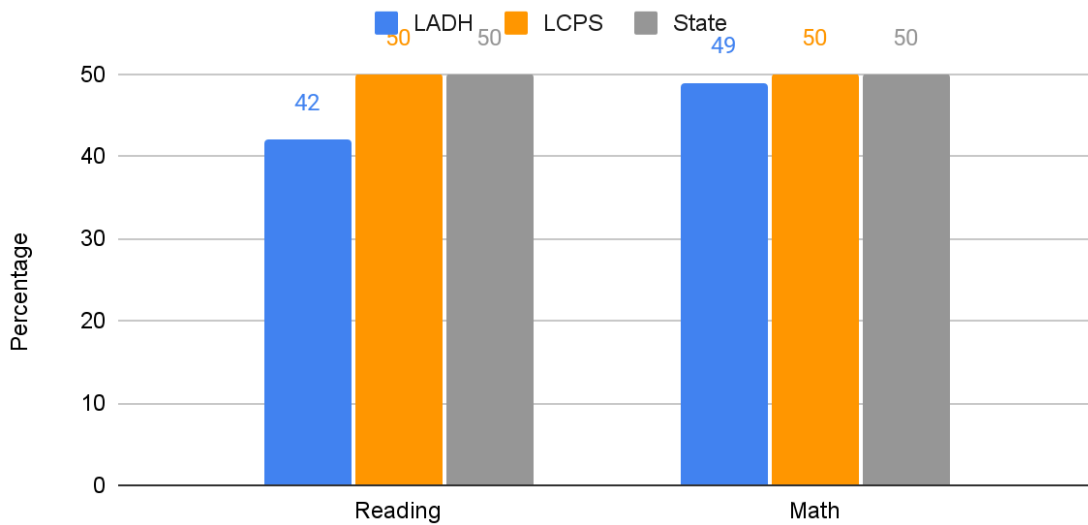
Source: NMVistas.org

Note: groups are masked due to population size, and/or some groups are not represented in the school.

Growth

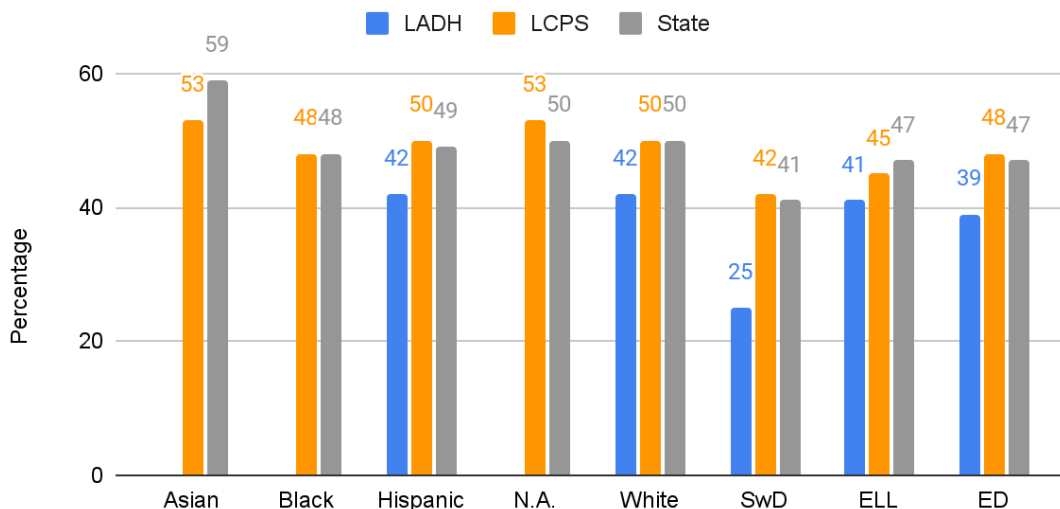
Definition per NM Vistas: median growth of students (Student Growth Percentile, or SGP) in math or reading compared to their peers who had similar scores on previous tests. Percentile ranges from 34-66 represent about a year's growth typical for the academic peer group. Growth is not available for high school students as data is limited to 11th grade SAT and Assessment of Science Readiness (ASR).

Growth Percentile for All Students (2022-23 to 2023-24)



Source: NMVistas.org

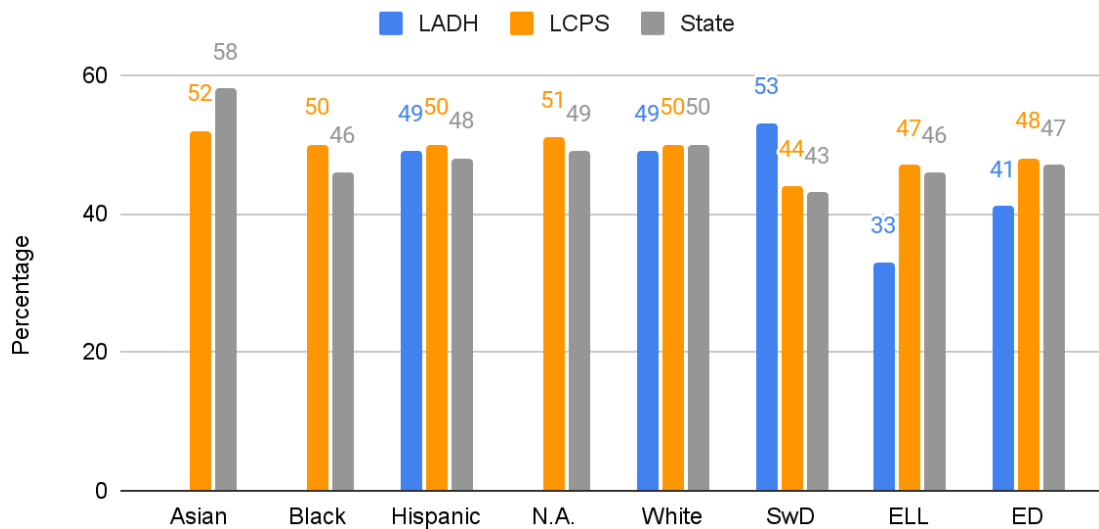
Reading Growth Percentile by Subgroup (2022-23 to 2023-24)



Source: NMVistas.org

Note: groups are masked due to population size.

Math Growth Percentile by Subgroup (2022-23 to 2023-24)



Source: NMVistas.org

Note: groups are masked due to population size.

English Learner Progress (ELP):

English Learner Progress measures the percentage of students currently identified for EL services who are on track toward achieving English language proficiency (an ACCESS score of 4.7 or higher) within five years as measured by the ACCESS English language development assessment. (NMVistas.org)

LADH ELP: ≤10%	LCPS ELP: 17.4%	State ELP: 17.5%
-----------------------	------------------------	-------------------------

Source: NMVistas.org

Mission-Specific Goals

Goal 1: 70% of 8th-grade students, enrolled on the 40th and 120th day, complete the 20-volunteer hours, complete a Cultural Competence Self-Assessment Checklist, and earn an overall C or better on the EOY Portfolio.

Performance Level	Target	Points
Exceeds Standard	85% or more of 8th grade students, enrolled on the 40th and 120th day, complete the 20-volunteer hours, complete a Cultural Competence Self-Assessment Checklist, and earn an overall C or better on the EOY Portfolio.	100
Meets Standard	70% or more of 8th grade students, enrolled on the 40th and 120th day, complete the 20-volunteer hours, complete a Cultural Competence Self-Assessment Checklist, and earn an overall C or better on the EOY Portfolio.	75
Does Not Meet Standard	50% or more of 8th grade students, enrolled on the 40th and 120th day, complete the 20-volunteer hours, complete a Cultural Competence Self-Assessment Checklist, and earn an overall C or better on the EOY Portfolio.	25
Falls Far Below Standard	Less than 50% of 8th grade students, enrolled on the 40th and 120th day, complete the 20-volunteer hours, complete a Cultural Competence Self-Assessment Checklist, and earn an overall C or better on the EOY Portfolio.	0

Goal 1 Rating: 95.2% attainment- Exceeds Standard. **Score: 100**

Goal 2: 70% of students, enrolled on the 40th and 120th day, will complete the final EOY Portfolio and/or Performance and will complete a course of study in a specific arts discipline with an average of a C or better.

Performance Level	Target	Points
Exceeds Standard	85% or more of students, enrolled on the 40th and 120th day, will complete the final EOY Portfolio and/or Performance and will complete a course of study in a specific arts discipline with an average of a C or better.	100
Meets Standard	70% or more of students, enrolled on the 40th and 120th day, will complete the final EOY Portfolio and/or Performance and will complete a course of study in a specific arts discipline with an average of a C or better.	75
Does Not Meet Standard	50% or more of students, enrolled on the 40th and 120th day, will complete the final EOY Portfolio and/or Performance and will complete a course of study in a specific arts discipline with an average of a C or better.	25
Falls Far Below Standard	Less than 50% of students, enrolled on the 40th and 120th day, will complete the final EOY Portfolio and/or Performance and will complete a course of study in a specific arts discipline with an average of a C or better.	0

Goal 2 Rating: 72.85% attained- Meets Standard. **Score: 75**

Organizational and Financial Performance Framework

2023-24 Overall Rating: Meets Standard

Pursuant to the [PEC Performance Framework and Accountability System](#), schools receive ratings of **Meets Standard**, **Working to Meet Standard**, or **Does Not Meet Standard** for individual indicators in the framework. Explanations for any rating other than Meets Standard are provided below.

The school also receives an overall rating of either **Meets Standard** or **Does Not Meet Standard** for the year. If a school receives a **Does Not Meet Standard** rating for three or more indicators, it will receive an overall rating of **Does Not Meet Standard**.

If a school receives a **Does Not Meet Standard** rating, on any indicator, the CSD and PEC may conduct a closer review the following year on that indicator, and/or the PEC may require the school to submit a corrective action plan in order to specify actions and a timeline to correct the performance deficiency.

A school may receive a **Working to Meet Standard** rating on multiple indicators and still receive an overall rating of **Meets Standard**. If a school receives this rating across multiple years, the CSD and PEC may conduct a closer review the following year on that indicator, and the school will need to address the issue in its renewal application at the end of its charter term.

Screenshot of Multi-year Performance Framework Ratings

La Academia Dolores Huerta	2021-22	2022-23	2023-24
Organizational and Financial Performance Ratings			
1a Mission and Educational Program	Working to Meet Standard	Working to Meet Standard	Meets Standard
1b State Assessment Requirements	Meets Standard	Meets Standard	Working to Meet Standard
1c Rights of Students with Disabilities	Meets Standard	Meets Standard	Meets Standard
1d Rights of English Learners	Meets Standard	Meets Standard	Meets Standard
1e Meeting Program Requirements	Meets Standard	Meets Standard	Meets Standard
1f NM DASH Plan	Meets Standard	Meets Standard	Meets Standard
2a Financial Reporting and Compliance	Meets Standard	Working to Meet Standard	Meets Standard
2b Accounting Principles	Does Not Meet Standard	Does Not Meet Standard	Meets Standard
2c Responsive to Audit Findings	Meets Standard	Working to Meet Standard	Meets Standard
2d Managing Grant Funds	Working to Meet Standard	Working to Meet Standard	Meets Standard
2e Staffing for Fiscal Management	Meets Standard	Meets Standard	Meets Standard
2f Internal Controls	Meets Standard	Meets Standard	Meets Standard
3a Governance Requirements	Meets Standard	Meets Standard	Meets Standard
3b Nepotism, Conflict of Interest	Meets Standard	Meets Standard	Meets Standard
3c Reporting Requirements	Meets Standard	Does Not Meet Standard	Meets Standard
4a Rights of All Students	Working to Meet Standard	Meets Standard	Meets Standard
4b Attendance and Retention	Meets Standard	Meets Standard	Working to Meet Standard
4c Staff Credentialing	Working to Meet Standard	Meets Standard	Meets Standard
4d Employee Rights	Working to Meet Standard	Meets Standard	Meets Standard
4e Background Checks, Ethics	Meets Standard	Meets Standard	Meets Standard
5a Facilities	Meets Standard	Meets Standard	Working to Meet Standard
5b Transportation	N/A	N/A	N/A
5c Health and Safety	Working to Meet Standard	Meets Standard	Meets Standard
5d Handling Information	Meets Standard	Meets Standard	Meets Standard

Explanation of 2023-24 Indicator Ratings

1.b. Participation rate for both math and reading was 90%, the target is 95%.

4.b. Attendance percentage rate is 96% (95% target), retention rate is N/A (80% target) and recurrent is 61% (70% target). The school submitted a 2023-24 attendance improvement plan.

5.a. During visit, site visit team observed that gates open by portables, campus not secure; school informed us that they were going to meet with LCPS regarding security. In July CSD was notified that school was given notice to vacate campus per letter from LCPS.

Site Visit Attendees

January 22, 2024

CSD Team: Lucy Valenzuela (lead), Dr. Brigette Russell and Cheryl Rowe

School Leadership: Sylvy Galvan de Lucero (head administrator), Dalia Gallegos and Daniel Marquez

Governing Board: Elaine Palma and Dalina Matsumoto



STATE OF NEW MEXICO
PUBLIC EDUCATION COMMISSION
300 DON GASPAR
SANTA FE, NEW MEXICO 87501-2786
Telephone (505) 827-6661
www.ped.state.nm.us

PATRICIA GIPSON, CHAIR
PUBLIC EDUCATION COMMISSION

Patricia Gipson, Chair
District 7, Las Cruces

Steven J. Carrillo, Vice Chair
District 10, Santa Fe

Timothy E. Beck, Secretary
District 2, Albuquerque

Melissa Armijo, Member
District 1, Albuquerque

Rebekka Burt, Member
District 4, Rio Rancho

Alan Brauer, Member
District 3, Albuquerque

Sharon Clahchischillige, Member
District 5, Aztec

Stewart Ingham, Member
District 6, Deming

Michael M. Taylor, Member
District 8, Roswell

K.T. Manis, Member
District 9, Hobbs

January 25, 2025

Sylvy Galvan de Lucero
Adrian Gaytan
La Academia Dolores Huerta
slucero@ladh.org
agaytan@ladh.org

Dear Ms. Galvan de Lucero and Mr. Gaytan:

Thank you for all of your hard work to support children in New Mexico. As you know, the Charter School Division (CSD) has completed its annual report for SY 2023-2024 for your school and presented this report along with your responses to the Public Education Commission (PEC) at its January 2025 meeting.

As outlined in New Mexico rule NMAC 6.2.9.12 and 13⁹, the PEC has accepted this annual report. Further, as set out in the rule, the PEC asked me to provide you with notice that the PEC has issued an overall annual report notice of satisfactory performance. In addition, your school improved areas of concern from last year. Thank you for this strong work.

The contract and all annual reports for the school are located here:
<https://webnew.ped.state.nm.us/bureaus/public-education-commission/charter-school-contracts/> The SY 2023-2024 annual report and this letter will be made a part of the record of performance of the school. Please feel free to reach out to CSD or me with any questions. On behalf of the Commission, I thank you for your efforts.

⁹ <https://www.srca.nm.gov/parts/title06/06.002.0009.html>

Sincerely,

/s/ Patricia Gipson

Chair, Public Education Commission
District 7