



STATE OF NEW MEXICO  
PUBLIC EDUCATION DEPARTMENT  
300 DON GASPAR  
SANTA FE, NEW MEXICO 87501-2786  
Telephone (505) 827-5800  
[www.ped.state.nm.us](http://www.ped.state.nm.us)

MARIANA D. PADILLA  
SECRETARY DESIGNATE OF PUBLIC EDUCATION

MICHELLE LUJAN GRISHAM  
GOVERNOR

**Charter Schools Division  
2023-24 Annual Report  
Revised December 20, 2024**

**School Name:** North Valley Academy

**School Address:** 7939 4th Street NW Albuquerque, NM 87114

**Head Administrator:** Julie Geldmacher

**Governing Board Chair:** William Duran

**Business Manager:** Katie Rarick

**Authorized Grade Levels:** K-8

**Grade Levels Served:** PK-8

**Authorized Enrollment Cap:** 534

**2023-24 120D Enrollment:** K-8: 234 (PreK: 38)

**Contract Term:** 2021-2026

**CAPs or Conditions:** none

**Notice from 2022-23 Annual Report:** Satisfactory performance

**Unsatisfactory terms** that need to be addressed from 2022-23 Annual Report: the PEC has identified one area of unsatisfactory performance related to negative growth for all students in math and for the student subgroups as listed on pages 6-7 of the annual report.

**Progress from 2022-23 Notice to 2023-24:**

- Math growth: NM Vistas changed the business rules for computing growth from 2022-23 to 2023-24, so comparative growth cannot be obtained. However, the school's math growth

percentile in 2023-24 was 59th percentile; percentile ranges from 34-66 represent about a year's growth typical for the academic peer group.

**Waivers:** Evaluation Standards for School Personnel, Individual Class Load, Purchase of Instructional Materials, Staffing Patterns, Subject Area, and teaching load.

**Mission:** North Valley Academy Charter School is committed to providing students with a rich and well-balanced education, through a rigorous focus on Mathematics, Language Arts, and an emphasis on Health and Wellness.

**Educational Program:**

5.1.1 DATA-DRIVEN INSTRUCTION, including instruction guided by Formative Assessments. (This will be shown by presenting ongoing data collection.)

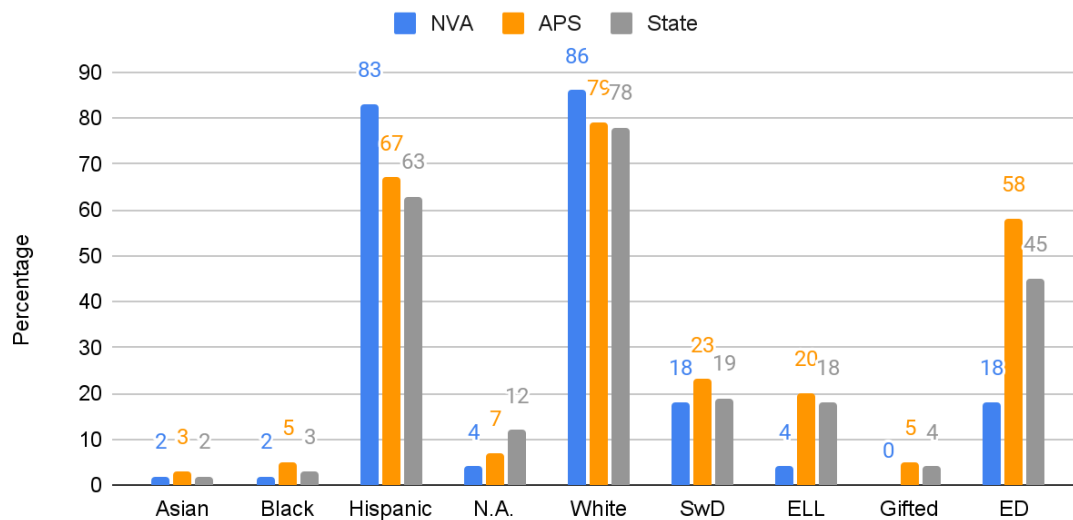
5.1.2 Professional Learning Community (PLC) -BASED PROFESSIONAL DEVELOPMENT, including Instructional Coaching. (This will be shown by presenting the minutes of PLC meetings.)

5.1.3 SCHOOL FOCUS is HEALTH & WELLNESS (This will be demonstrated within the school's mission specific goals identified in the Performance Framework.)

**Demographics as reported in Nova 2023-24 (120-Day)**

*Note. Students are identified as Hispanic independently of their race.*

Enrollment by Subgroup (120D) 2023-24



Source: Nova Enrollment Subgroup Percentages with Averages

## Academic Performance

Academic Performance Framework Indicators	2022-23 Score (100 points possible)	2023-24 Score (100 points possible)
1: State Accountability System: NMVistas Overall Score	Traditional 47.3	Traditional 59.1*
2: Subgroup performance: high, middle, and low-performing quartiles	unavailable	unavailable
3: School-specific Goals: if two goals, average of points on each	100	100
<b>Overall Academic Score: average of indicators 1 and 3</b>	<b>73.65</b>	<b>79.55</b>

\*Note: Per NM Vistas, point totals from SY22-23 and SY23-24 cannot be compared due to changes in business rules. For more information about point differentials, refer to: [2022-23 Accountability Measures Overview](#) and [2023-24 Accountability Measures Overview.pdf - Google Drive](#)

### State Accountability System:

State and federal statute mandates accountability for all public schools. This section provides a snapshot of the school’s academic performance according to data collected by the Public Education Department (PED) for the school years 2021-22, 2022-23, and 2023-24.

The New Mexico State Accountability System ([NM Vistas](#)) gives every public school in the state an overall score. NM Vistas scored schools according to the following designations:

<p><b>Spotlight:</b> Top 25% of schools, excluding schools with designations of CSI, Graduation Rate or TSI/ATSI</p>	<p><b>Traditional:</b> No other designation</p>	<p><b>TSI (Targeted Support and Improvement):</b> Multi-year low performing subgroup(s)</p>
		<p><b>ATSI (Additional Targeted Support and Improvement):</b> TSI in the lowest 5% of schools. Exit from ATSI status requires an increase in subgroup performance in both of the next 2 years.</p>
		<p><b>CSI (Comprehensive Support):</b> Lowest 5% of all schools; OR 3 years in ATSI; OR 3-year average of 4-Year Graduation rate is below 66.67%</p>
		<p><b>MRI (More Rigorous Intervention):</b> on CSI for 3 years</p>

**Note:** According to the May 20, 2024 NM Vistas revision, the highest **overall** designation a school may receive is “Spotlight,” however, an additional designation/distinction of “Excellence” is assigned to schools scoring above the 90th percentile on specific indicators.

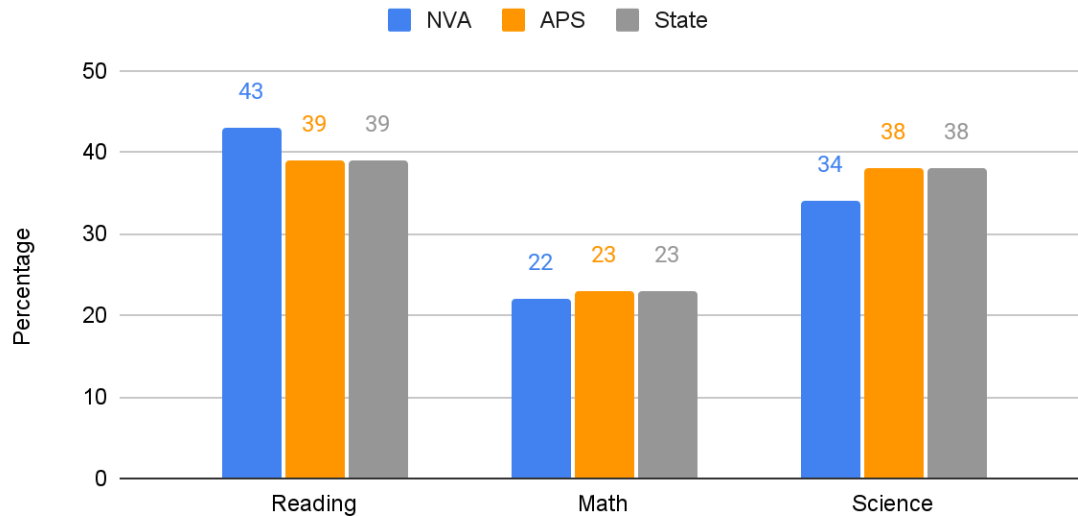
Refer to the [2023-24 Accountability Measures Overview](#) for a summary of indicators included in Vistas calculations. Further details and criteria for each designation are provided in the *Accountability Technical Manual* linked to the [NM Vistas](#) web page.

For the school year 2023-24, **North Valley Academy** received a designation of **Traditional**.

### Proficiency

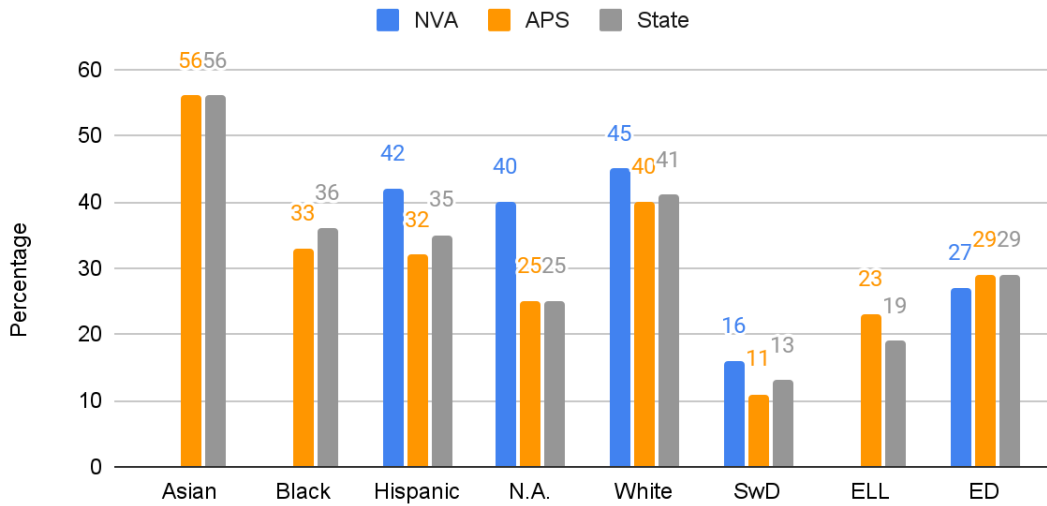
Because science is assessed only in grades 5, 8, and 11, schools that do not serve these grades do not have science proficiency data.

Percent of Students Proficient in Core Subjects 2023-24



Source: NMVistas.org

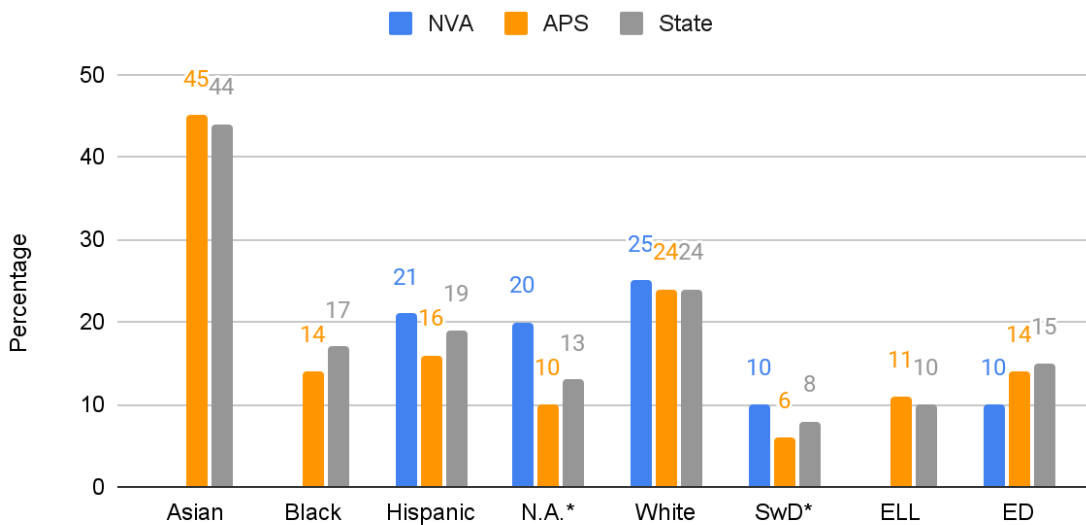
## Percent Proficient in Reading by Subgroup 2023-24



Source: NMVistas.org

**Note:** groups are masked due to population size, and/or some groups are not represented in the school.

## Percent Proficient in Math by Subgroup 2023-24

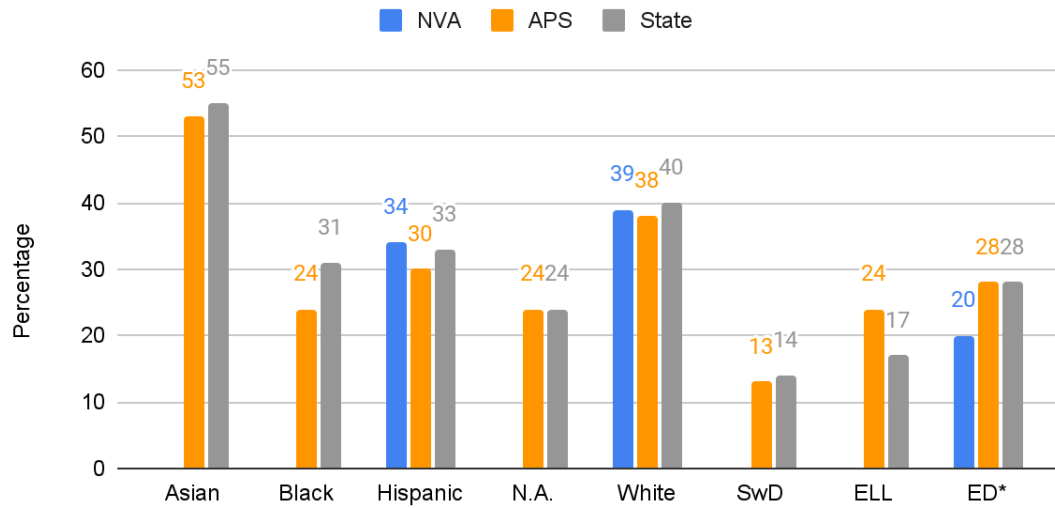


Source: NMVistas.org

**Note:** groups are masked due to population size, and/or some groups are not represented in the school.

**\*Note:** The school's Native American population is partially masked,  $\leq 20\%$ , and students with disabilities are partially masked,  $\leq 10\%$  in math.

## Percent Proficient in Science by Subgroup 2023-24



Source: NMVistas.org

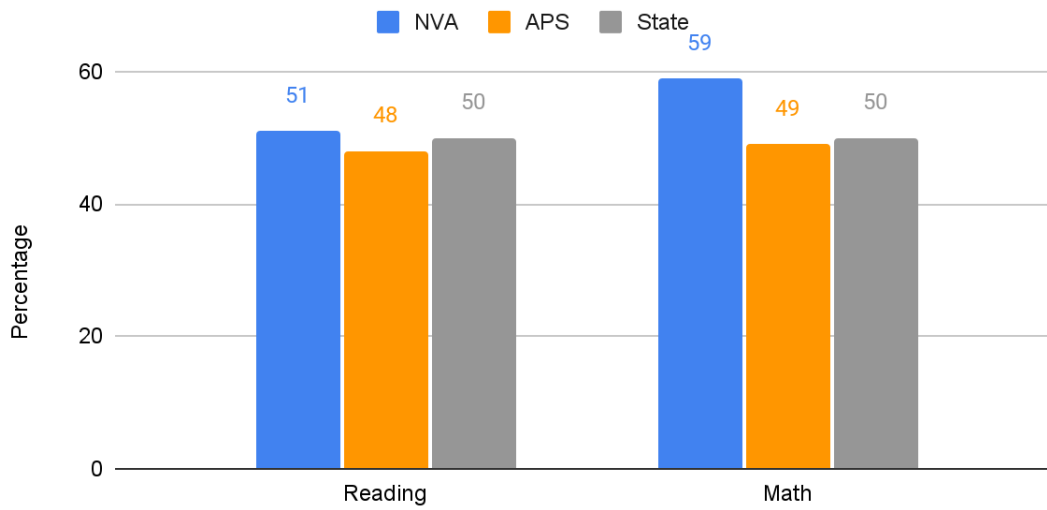
**Note:** groups are masked due to population size, and/or some groups are not represented in the school.

**\*Note:** The school's economically disadvantaged population is partially masked,  $\leq 20\%$  in science.

### Growth

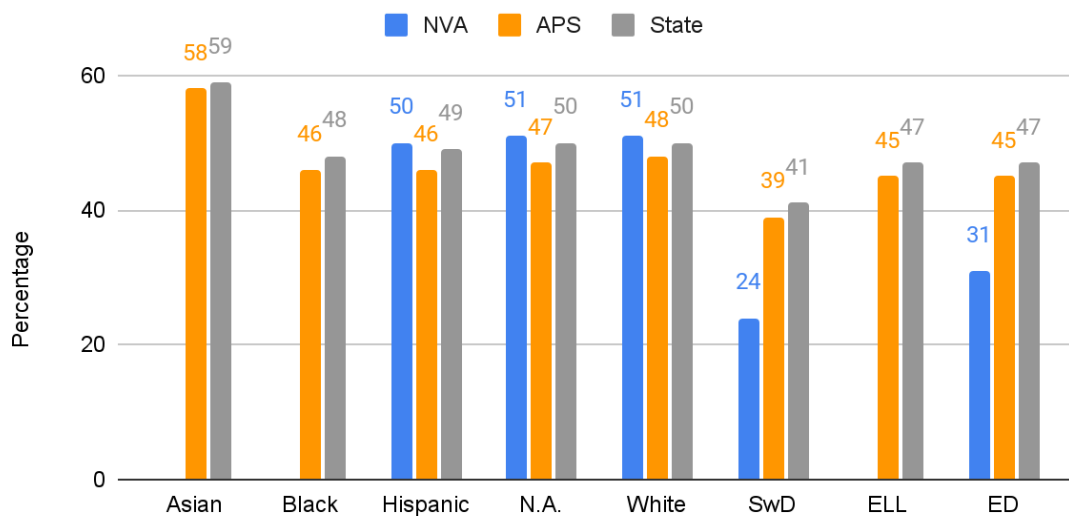
**Definition per NM Vistas:** median growth of students (Student Growth Percentile, or SGP) in math or reading compared to their peers who had similar scores on previous tests. Percentile ranges from 34-66 represent about a year's growth typical for the academic peer group. Growth is not available for high school students as data is limited to 11th grade SAT and Assessment of Science Readiness (ASR).

## Growth Percentile for All Students (2022-23 to 2023-24)



Source: NMVistas.org

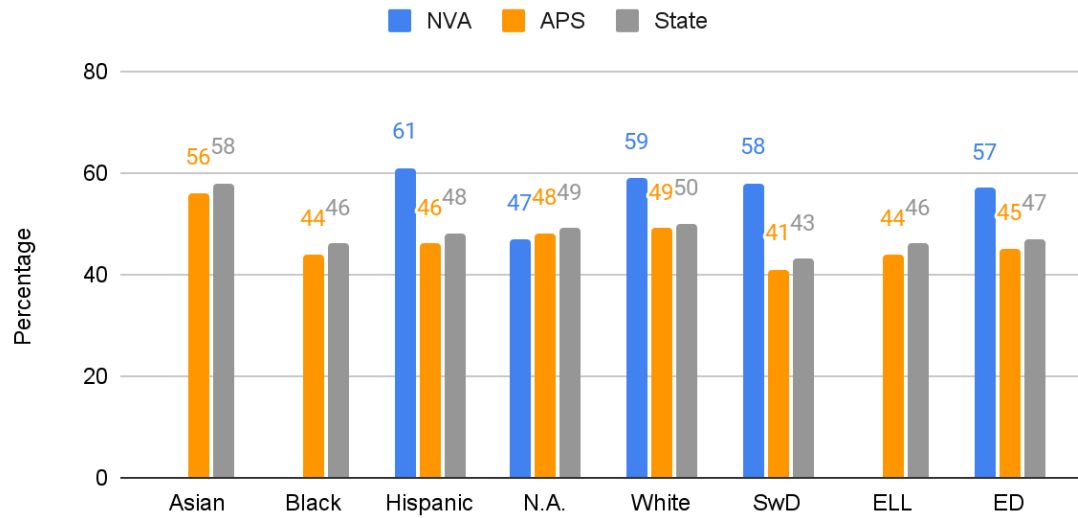
## Reading Growth Percentile by Subgroup (2022-23 to 2023-24)



Source: NMVistas.org

**Note:** groups are masked due to population size.

## Math Growth Percentile by Subgroup (2022-23 to 2023-24)



Source: NMVistas.org

**Note:** groups are masked due to population size.

### English Learner Progress (ELP):

English Learner Progress measures the percentage of students currently identified for EL services who are on track toward achieving English language proficiency (an ACCESS score of 4.7 or higher) within five years as measured by the ACCESS English language development assessment. (NMVistas.org)

<b>NVA ELP: Masked</b>	<b>APS ELP: 18.2%</b>	<b>State ELP: 17.5%</b>
------------------------	-----------------------	-------------------------

Source: NMVistas.org



## Mission-Specific Goals

**Goal:** 80% of students, enrolled on both the 40th and 120th day, will demonstrate at least 11% increase in individual skill level as measured by the school's rubric to assess SHAPE (Society of Health and Physical Educators) standards.

Performance Level	Target	Points
Exceeds Standard	90% of students, enrolled on both the 40th and 120th day, will demonstrate at least 11% increase in individual skill level as measured by school's rubric to assess SHAPE (Society of Health and Physical Educators) standards.	100
Meets Standard	80% of students, enrolled on both the 40th and 120th day, will demonstrate at least 11% increase in individual skill level as measured by school's rubric to assess SHAPE (Society of Health and Physical Educators) standards.	75
Does Not Meet Standard	70% of students, enrolled on both the 40th and 120th day, will demonstrate at least 11% increase in individual skill level as measured by school's rubric to assess SHAPE (Society of Health and Physical Educators) standards.	25
Falls Far Below Standard	Less than 70% of students enrolled on both the 40th and 120th day, will demonstrate at least 11% increase in individual skill level as measured by school's rubric to assess SHAPE (Society of Health and Physical Educators) standards.	0

**Rating:** 92.3% attained- Exceeds Standard: **100 points**

## Organizational and Financial Performance Framework

**2023-24 Overall Rating: Meets Standard**

Pursuant to the [PEC Performance Framework and Accountability System](#), schools receive ratings of **Meets Standard**, **Working to Meet Standard**, or **Does Not Meet Standard** for individual indicators in the framework. Explanations for any rating other than Meets Standard are provided below.

The school also receives an overall rating of either **Meets Standard** or **Does Not Meet Standard** for the year. If a school receives a **Does Not Meet Standard** rating for three or more indicators, it will receive an overall rating of **Does Not Meet Standard**.

If a school receives a **Does Not Meet Standard** rating, on any indicator, the CSD and PEC may conduct a closer review the following year on that indicator, and/or the PEC may require the school to submit a corrective action plan in order to specify actions and a timeline to correct the performance deficiency.

A school may receive a **Working to Meet Standard** rating on multiple indicators and still receive an overall rating of **Meets Standard**. If a school receives this rating across multiple years, the CSD and PEC may conduct a closer review the following year on that indicator, and the school will need to address the issue in its renewal application at the end of its charter term.

## Multi-year Performance Framework Ratings

North Valley Academy	2021-22	2022-23	2023-24
<b>Organizational and Financial Performance Ratings</b>			
1a Mission and Educational Program	Meets Standard	Meets Standard	Meets Standard
1b State Assessment Requirements	Meets Standard	Meets Standard	Meets Standard
1c Rights of Students with Disabilities	Meets Standard	Meets Standard	Meets Standard
1d Rights of English Learners	Working to Meet Standard	Meets Standard	Meets Standard
1e Meeting Program Requirements	Meets Standard	Meets Standard	Meets Standard
1f NM DASH Plan	Meets Standard	N/A	N/A
2a Financial Reporting and Compliance	Meets Standard	Meets Standard	Meets Standard
2b Accounting Principles	Meets Standard	Meets Standard	Meets Standard
2c Responsive to Audit Findings	Meets Standard	Meets Standard	Meets Standard
2d Managing Grant Funds	Meets Standard	Meets Standard	Meets Standard
2e Staffing for Fiscal Management	Meets Standard	Meets Standard	Meets Standard
2f Internal Controls	Meets Standard	Meets Standard	Meets Standard
3a Governance Requirements	Meets Standard	Working to Meet Standard	Working to Meet Standard
3b Nepotism, Conflict of Interest	Meets Standard	Meets Standard	Meets Standard
3c Reporting Requirements	Working to Meet Standard	Working to Meet Standard	Does Not Meet Standard
4a Rights of All Students	Meets Standard	Meets Standard	Meets Standard
4b Attendance and Retention	Working to Meet Standard	Meets Standard	Working to Meet Standard
4c Staff Credentialing	Does Not Meet Standard	Meets Standard	Meets Standard
4d Employee Rights	Meets Standard	Meets Standard	Meets Standard
4e Background Checks, Ethics	Meets Standard	Meets Standard	Meets Standard
5a Facilities	Meets Standard	Meets Standard	Meets Standard
5b Transportation	N/A	N/A	N/A
5c Health and Safety	Meets Standard	Meets Standard	Meets Standard
5d Handling Information	N/A	Meets Standard	Meets Standard

### Explanation of 2023-24 Indicator Ratings

3.a. Three board members did not complete required trainings.

3.c. Several late governing board member change notifications were submitted.

4.b. Attendance percentage rate is 98% (95% target), retention rate is 93% (80% target) and recurrent is 44% (70% target). After reviewing the school's Attendance Improvement Plan, the school has a plan to engage students and parents.

### Site Visit Attendees

May 8, 2024

**CSD Team:** Lucy Valenzuela (lead), Dr. Brigette Russell and Kristen LaVolpa

**School Leadership:** Julie Geldmacher (head administrator), Dereck Davis, Sarah Glesen and Tammy Hernandez

**Governing Board:** William Duran and Ellen Argyres



**STATE OF NEW MEXICO  
PUBLIC EDUCATION COMMISSION  
300 DON GASPAR  
SANTA FE, NEW MEXICO 87501-2786  
Telephone (505) 827-6661  
[www.ped.state.nm.us](http://www.ped.state.nm.us)**

PATRICIA GIPSON, CHAIR  
PUBLIC EDUCATION COMMISSION

Patricia Gipson, Chair  
District 7, Las Cruces

Steven J. Carrillo, Vice Chair  
District 10, Santa Fe

Timothy E. Beck, Secretary  
District 2, Albuquerque

Melissa Armijo, Member  
District 1, Albuquerque

Rebekka Burt, Member  
District 4, Rio Rancho

Alan Brauer, Member  
District 3, Albuquerque

Sharon Clahchischillage, Member  
District 5, Aztec

Stewart Ingham, Member  
District 6, Deming

Michael M. Taylor, Member  
District 8, Roswell

K.T. Manis, Member  
District 9, Hobbs

January 25, 2025

Julie Geldmacher  
William Duran  
North Valley Academy Charter School  
[jgeldmacher@nvanm.org](mailto:jgeldmacher@nvanm.org)  
[wduran@nvanm.org](mailto:wduran@nvanm.org)

Dear Ms. Geldmacher and Mr. Duran:

Thank you for all of your hard work to support children in New Mexico. As you know, the Charter School Division (CSD) has completed its annual report for SY 2023-2024 for your school and presented this report along with your responses to the Public Education Commission (PEC) at its January 2025 meeting.

As outlined in New Mexico rule NMAC 6.2.9.12 and 13<sup>17</sup>, the PEC has accepted this annual report. Further, as set out in the rule, the PEC asked me to provide you with notice that the PEC has issued an overall annual report notice of satisfactory performance. In addition, your school improved areas of concern from last year. Thank you for this strong work.

The PEC has identified one area of unsatisfactory performance related to

- 3.c Reporting requirements on page 10 of the annual report.

The unsatisfactory performance should be corrected by the next annual report. You will work with your staff and board and report your progress to the CSD through the annual site visit and report process to show your progress. If you are successful in improving the performance, CSD will report that in the next annual report, and the concerns will be identified as corrected. If you are not successful (which we hope will not be the case), the school may

---

<sup>17</sup> <https://www.srca.nm.gov/parts/title06/06.002.0009.html>

receive a notice of uncorrected unsatisfactory performance next year which could impact the ultimate renewal of the school.

The contract and all annual reports for the school are located here:  
<https://webnew.ped.state.nm.us/bureaus/public-education-commission/charter-school-contracts/> The SY 2023-2024 annual report and this letter will be made a part of the record of performance of the school. Please feel free to reach out to CSD or me with any questions. On behalf of the Commission, I thank you for your efforts.

Sincerely,

*/s/ Patricia Gipson*

Chair, Public Education Commission  
District 7